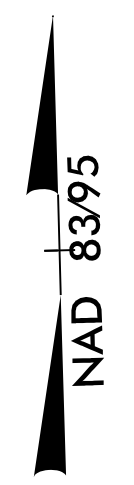


8.17.7.99

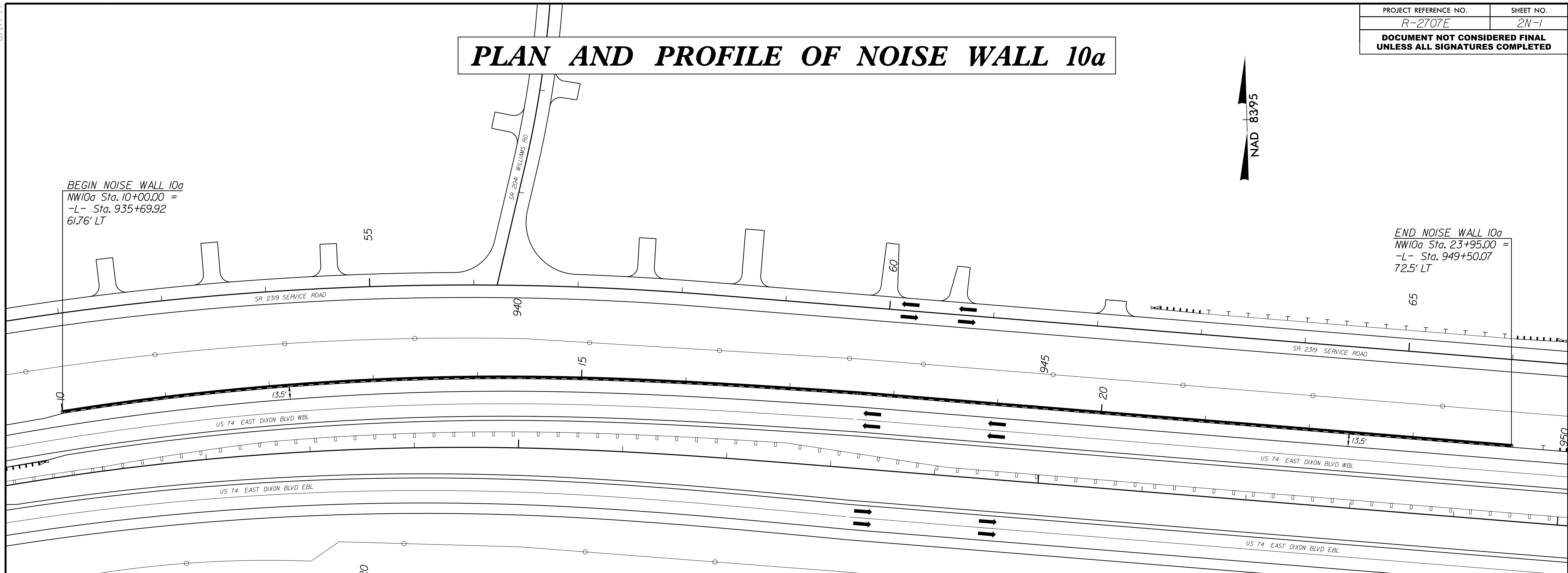
PROJECT REFERENCE NO.	SHEET NO.
R-2707E	2N-1
DOCUMENT NOT CONSIDERED FINAL UNLESS ALL SIGNATURES COMPLETED	

# PLAN AND PROFILE OF NOISE WALL 10a

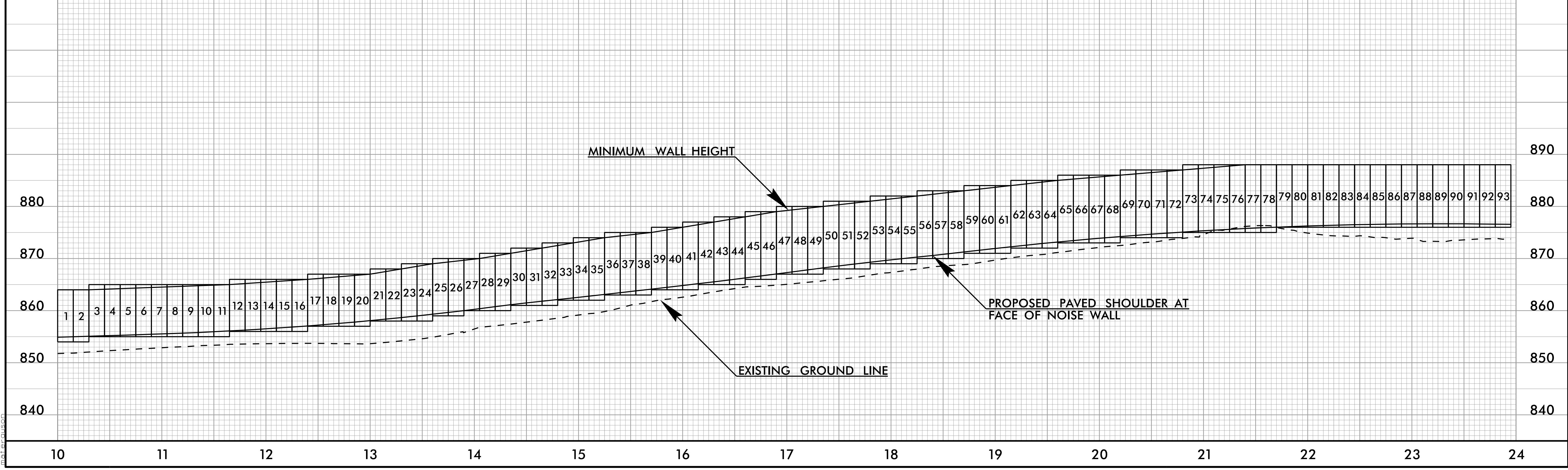


BEGIN NOISE WALL 10a  
NW10a Sta. 10+00.00 =  
-L- Sta. 935+69.92  
61.76' LT

END NOISE WALL 10a  
NW10a Sta. 23+95.00 =  
-L- Sta. 949+50.07  
72.5' LT



PANEL NUMBER	1-2	3-11	12-16	17-20	21-22	23-24	25-26	27	28-29	30-31	32	33	34-35	36-38	39-40	41	42	43-44	45-46	47-49	50-52	53-55	56-58	59-61	62-64	65-68	69-72	73-78	79-93
TOP ELEVATION	864'	865'	866'	867'	868'	869'	870'	870'	871'	872'	873'	873'	874'	875'	876'	877'	877'	878'	879'	880'	881'	882'	883'	884'	885'	886'	887'	888'	888'
PANEL LENGTH	30'	135'	75'	60'	30'	30'	30'	15'	30'	30'	15'	15'	30'	45'	30'	15'	15'	30'	30'	45'	45'	45'	45'	45'	60'	60'	90'	225'	
PANEL HEIGHT	10'	10'	10'	10'	10'	11'	11'	10'	11'	11'	12'	11'	12'	12'	12'	13'	12'	13'	13'	13'	13'	13'	13'	13'	13'	13'	13'	13'	12'



3/30/2023  
 c:\users\mferguson\documents\pwworking\0209321\2707E\_NW10a\_2N-1.dgn  
 mferguson