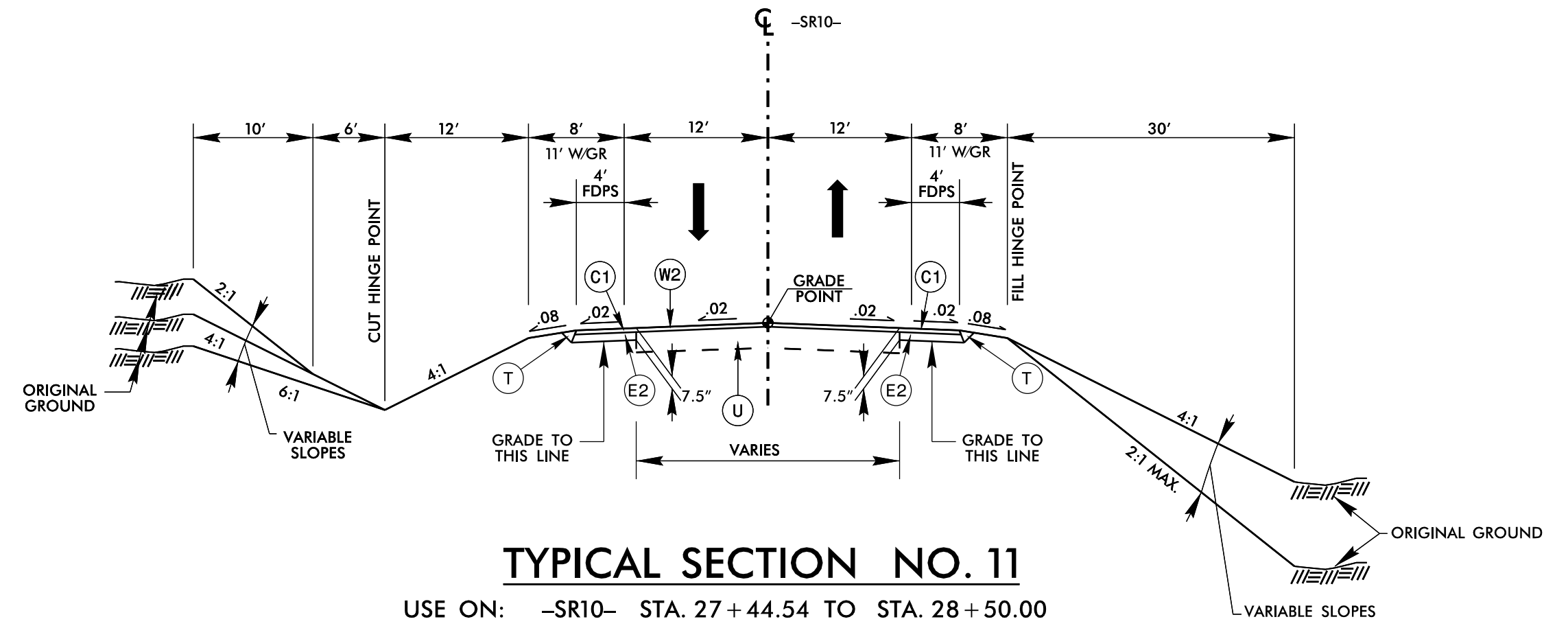


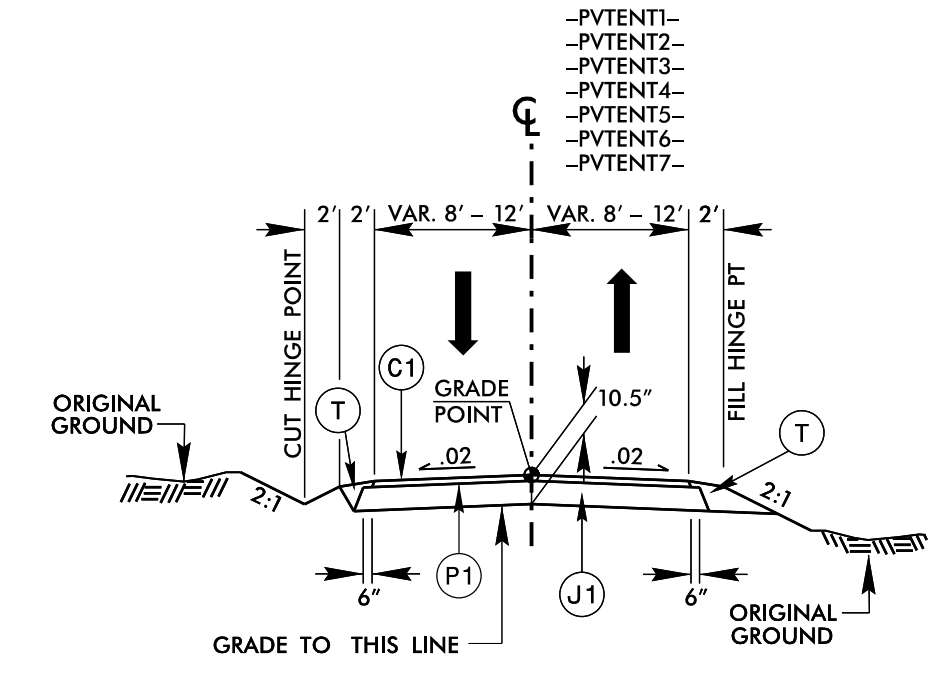
6/2/2019

PAVEMENT SCHEDULE	
A1	12" PORTLAND CEMENT CONCRETE PAVEMENT (WITHOUT DOWELS)
C1	PROP. APPROX. 2.5", TYPE S9.5B
C2	PROP. APPROX. 3", TYPE S9.5B
C3	PROP. VAR. DEPTH, TYPE S9.5B
C4	PROP. APPROX. 3", TYPE S9.5C
C5	PROP. VAR. DEPTH, TYPE S9.5C
D1	PROP. APPROX. 2.5", I19.0C
D2	PROP. APPROX. 4", I19.0C
D3	PROP. VAR. DEPTH, TYPE I19.0C
E1	PROP. APPROX. 4", TYPE B25.0C
E2	PROP. APPROX. 5", TYPE B25.0C
E3	PROP. APPROX. 8", TYPE B25.0C
E4	PROP. VAR. DEPTH, TYPE B25.0C
J1	PROP. 8" DEPTH AGGREGATE BASE COURSE.
J2	PROP. 10" DEPTH AGGREGATE BASE COURSE.
K1	PROP. 8" LIME OR 7" CEMENT STABILIZATION
K2	PROP CLASS IV SUBGRADE STABILIZATION
N1	GEOTEXTILE FOR SUBGRADE STABILIZATION
N2	GEOTEXTILE FOR SOIL STABILIZATION
P1	PRIME COAT
R1	1'-6" CONCRETE CURB AND GUTTER.
R2	2'-6" CONCRETE CURB AND GUTTER
R3	8" x 18" CONCRETE CURB
R4	SINGLE FACED CONCRETE BARRIER
R5	SHOULDER BERM GUTTER.
T	EARTH MATERIAL
U	EXISTING PAVEMENT
V	1.5" MILLING
W1	VARIABLE DEPTH ASPHALT PAVEMENT (SEE STANDARD WEDGING DETAIL SHEET No. 2A-1)
W2	VARIABLE DEPTH ASPHALT PAVEMENT (SEE STANDARD WEDGING DETAIL SHEET No. 2A-1)

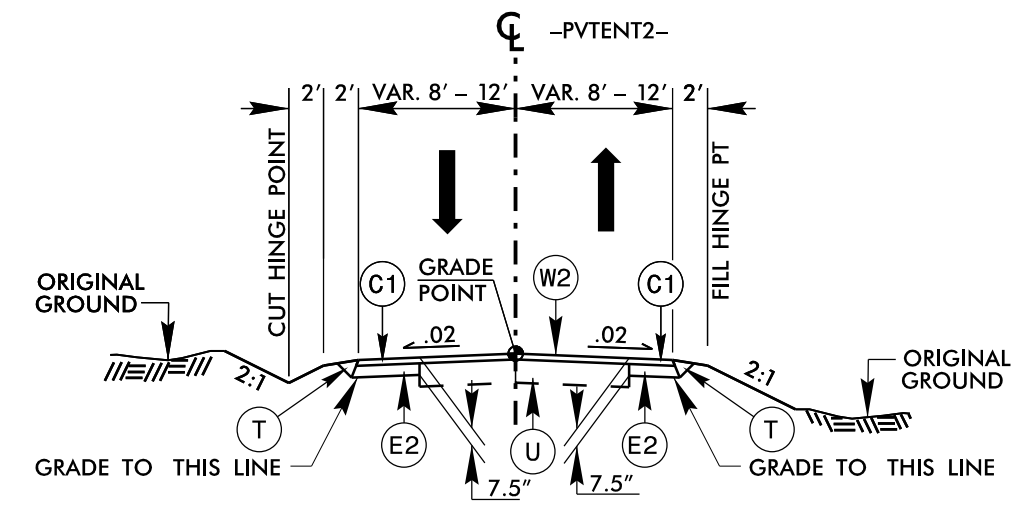
NOTE: PAVEMENT EDGE SLOPES ARE 1:1 UNLESS SHOWN OTHERWISE.



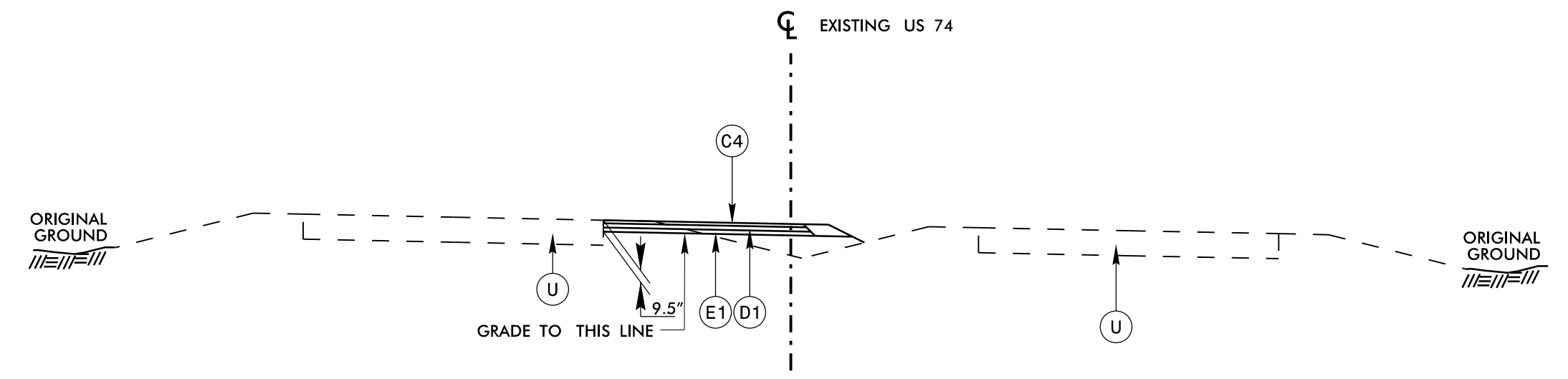
TYPICAL SECTION NO. 11
USE ON: -SR10- STA. 27+44.54 TO STA. 28+50.00



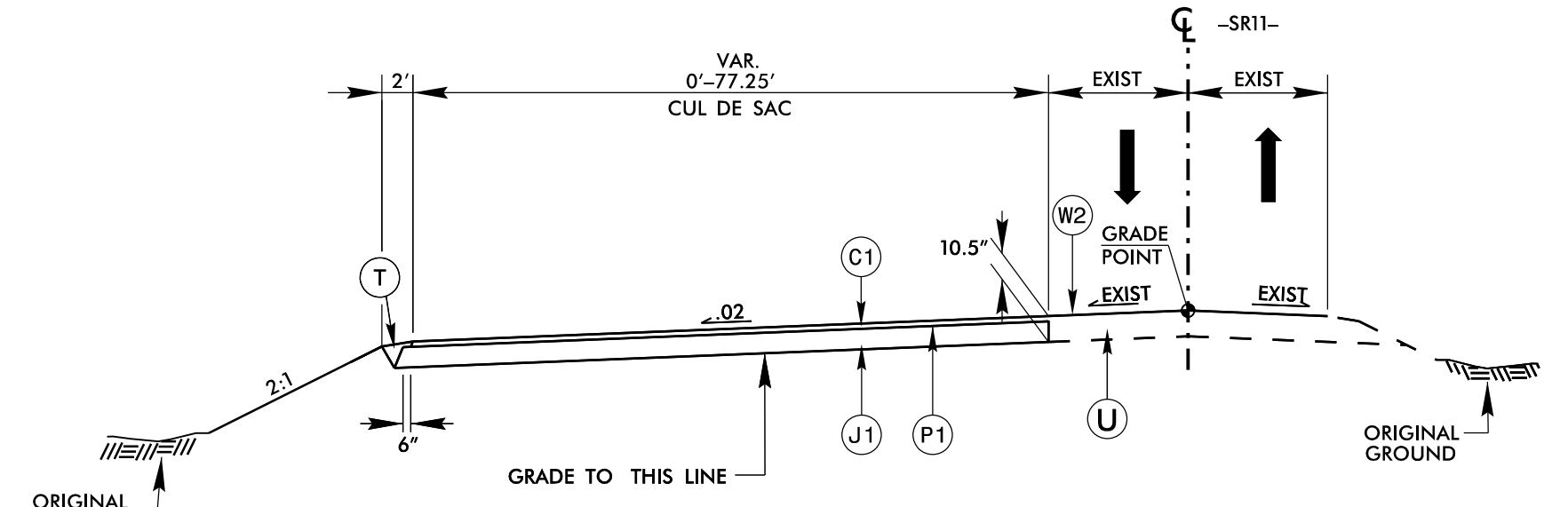
TYPICAL SECTION NO. 12
(PRIVATE ENTRANCES)
USE ON: -PVTENT1- STA. 10+12.00 TO STA. 11+48.83
-PVTENT2- STA. 11+56.50 TO STA. 12+75.00
-PVTENT3- STA. 10+12.00 TO STA. 11+80.00
-PVTENT4- STA. 10+12.00 TO STA. 11+20.00
-PVTENT5- STA. 10+12.00 TO STA. 10+90.00
-PVTENT6- STA. 10+12.00 TO STA. 11+31.02
-PVTENT7- STA. 10+12.07 TO STA. 10+45.73



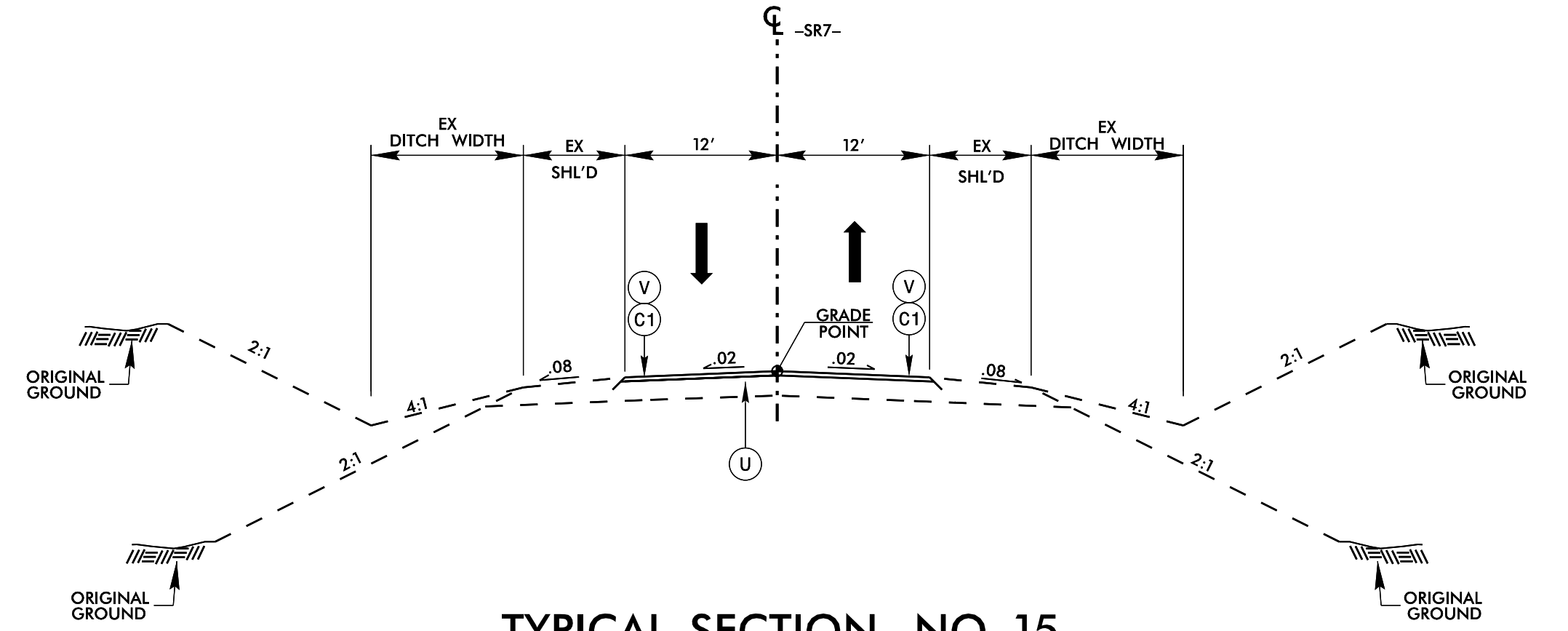
TYPICAL SECTION NO. 14
(PRIVATE ENTRANCES)
USE ON: -PVTENT2- STA. 10+75.00 TO STA. 11+56.50



TYPICAL SECTION NO. 16
NOTE: FOR MAINTENANCE OF TRAFFIC ONLY (SEE TMP PLANS)



TYPICAL SECTION NO. 13
USE ON: -SR11- STA. 10+60.95 TO STA. 11+95.45



TYPICAL SECTION NO. 15
USE ON: -SR7- STA. 79+52.00 TO STA. 82+00

Stantec
Stantec Consulting Services Inc.
801 Jones Franklin Road
Suite 300
Raleigh, NC 27606
Tel. (919) 851-6866
Fax. (919) 851-7024
www.stantec.com
License No. F-0672

PROJECT REFERENCE NO. <i>R-2707E</i>	SHEET NO. <i>2A-6</i>
ROADWAY DESIGN ENGINEER <i>Matthew B. Ferguson</i> 044480	PAVEMENT DESIGN ENGINEER <i>Joseph T. Holland</i> 074964
4/25/2023	4/25/2023

DOCUMENT NOT CONSIDERED FINAL UNLESS ALL SIGNATURES COMPLETED

4/25/2023 c:\users\matferguson\documents\pav...working\dms43124\R2707E_RDY_tjup.dgn matferguson