

6/2/2023

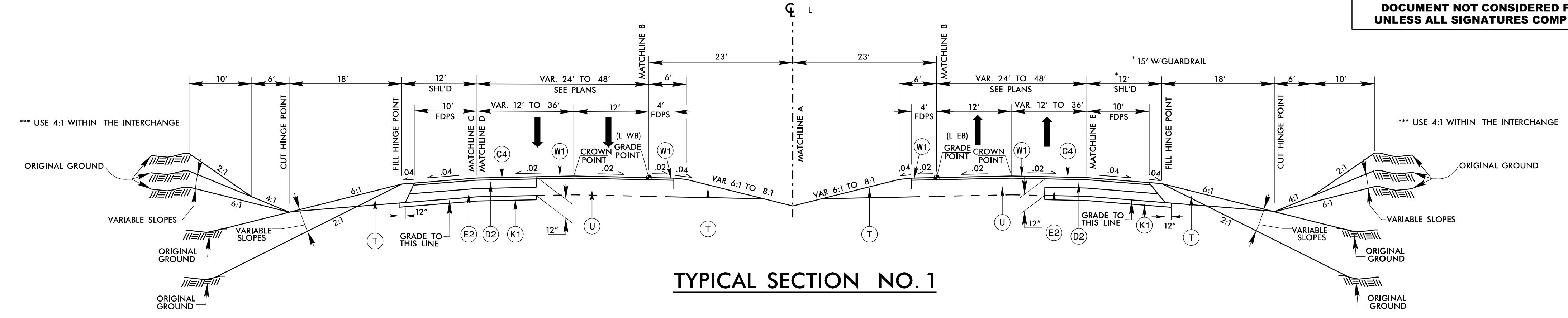
PAVEMENT SCHEDULE	
A1	12" PORTLAND CEMENT CONCRETE PAVEMENT (WITHOUT DOWELS)
C1	PROP. APPROX. 2.5", TYPE S9.5B
C2	PROP. APPROX. 3", TYPE S9.5B
C3	PROP. VAR. DEPTH, TYPE S9.5B
C4	PROP. APPROX. 3", TYPE S9.5C
C5	PROP. VAR. DEPTH, TYPE S9.5C
D1	PROP. APPROX. 2.5", I19.0C
D2	PROP. APPROX. 4", I19.0C
D3	PROP. VAR. DEPTH, TYPE I19.0C
E1	PROP. APPROX. 4", TYPE B25.0C
E2	PROP. APPROX. 5", TYPE B25.0C
E3	PROP. APPROX. 8", TYPE B25.0C
E4	PROP. VAR. DEPTH, TYPE B25.0C
J1	PROP. 8" DEPTH AGGREGATE BASE COURSE.
J2	PROP. 10" DEPTH AGGREGATE BASE COURSE.
K1	PROP. 8" LIME OR 7" CEMENT STABILIZATION
K2	PROP CLASS IV SUBGRADE STABILIZATION
N1	GEOTEXTILE FOR SUBGRADE STABILIZATION
N2	GEOTEXTILE FOR SOIL STABILIZATION
P1	PRIME COAT
R1	1'-6" CONCRETE CURB AND GUTTER.
R2	2'-6" CONCRETE CURB AND GUTTER
R3	8" x 18" CONCRETE CURB
R4	SINGLE FACED CONCRETE BARRIER
R5	SHOULDER BERM GUTTER.
T	EARTH MATERIAL
U	EXISTING PAVEMENT
V	1.5" MILLING
W1	VARIABLE DEPTH ASPHALT PAVEMENT (SEE STANDARD WEDGING DETAIL SHEET No. 2A-1)
W2	VARIABLE DEPTH ASPHALT PAVEMENT (SEE STANDARD WEDGING DETAIL SHEET No. 2A-1)

NOTE: PAVEMENT EDGE SLOPES ARE 1:1 UNLESS SHOWN OTHERWISE.

Stantec
 Stantec Consulting Services Inc.
 801 Jones Franklin Road
 Suite 300
 Raleigh, NC 27606
 Tel. (919) 851-6866
 Fax. (919) 851-7024
 www.stantec.com
 License No. F-0672

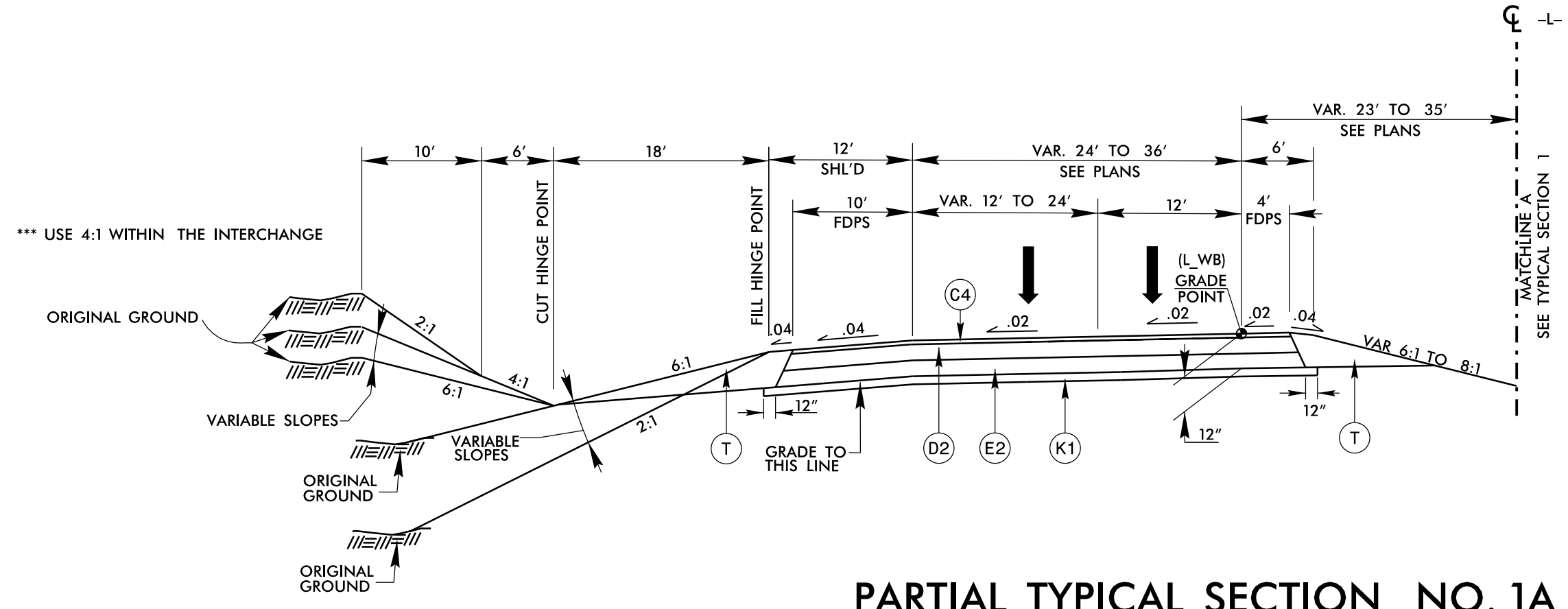
PROJECT REFERENCE NO. <i>R-2707E</i>	SHEET NO. <i>2A-2</i>
ROADWAY DESIGN ENGINEER <i>Matthew B. Ferguson</i> 044480	PAVEMENT DESIGN ENGINEER <i>Joseph T. Holland</i> 074964
4/25/2023	4/25/2023

DOCUMENT NOT CONSIDERED FINAL UNLESS ALL SIGNATURES COMPLETED



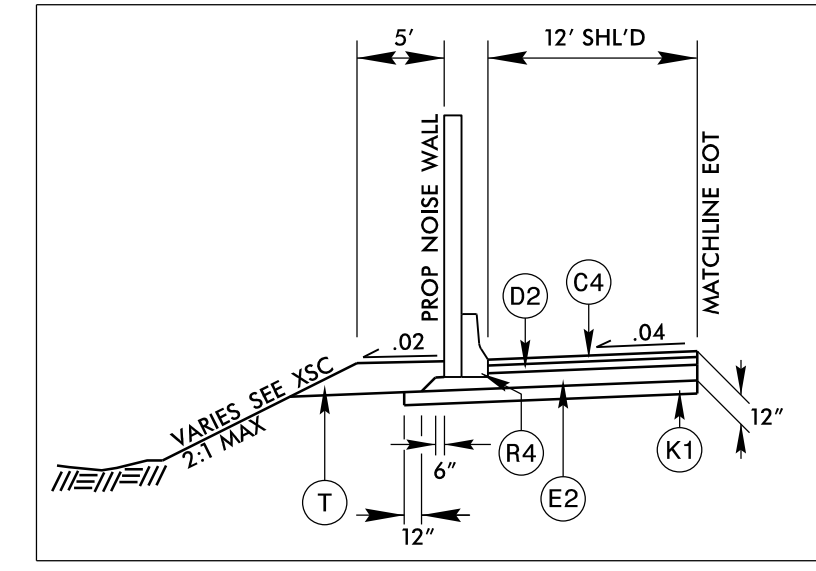
TYPICAL SECTION NO. 1

USE ON: -L- STA. 851+00.00 TO STA. 943+21.49



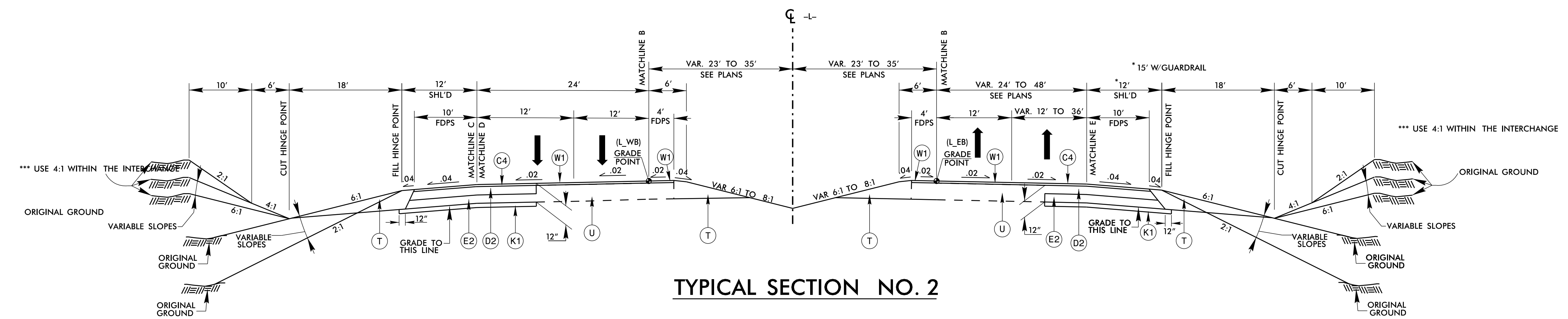
PARTIAL TYPICAL SECTION NO. 1A

USE PARTIAL TYPICAL SECTION NO. 1A IN CONJUNCTION WITH TYPICAL SECTION NO. 1
 -L- STA. 896+50.00 TO STA. 908+50.00



PARTIAL TYPICAL SECTION NO. 1B

USE PARTIAL TYPICAL SECTION NO. 1B IN CONJUNCTION WITH TYPICAL SECTION NO. 1 AND NO. 2 FOR
 -L- STA. 935+69.92 TO STA. 949+50.07 (LT)



TYPICAL SECTION NO. 2

USE ON: -L- STA. 934+81.49 TO STA. 957+00.00

4/25/2023 c:\users\matferguson\documents\paveworking\dms43124\R2707E_RDY_tjup.dgn matferguson