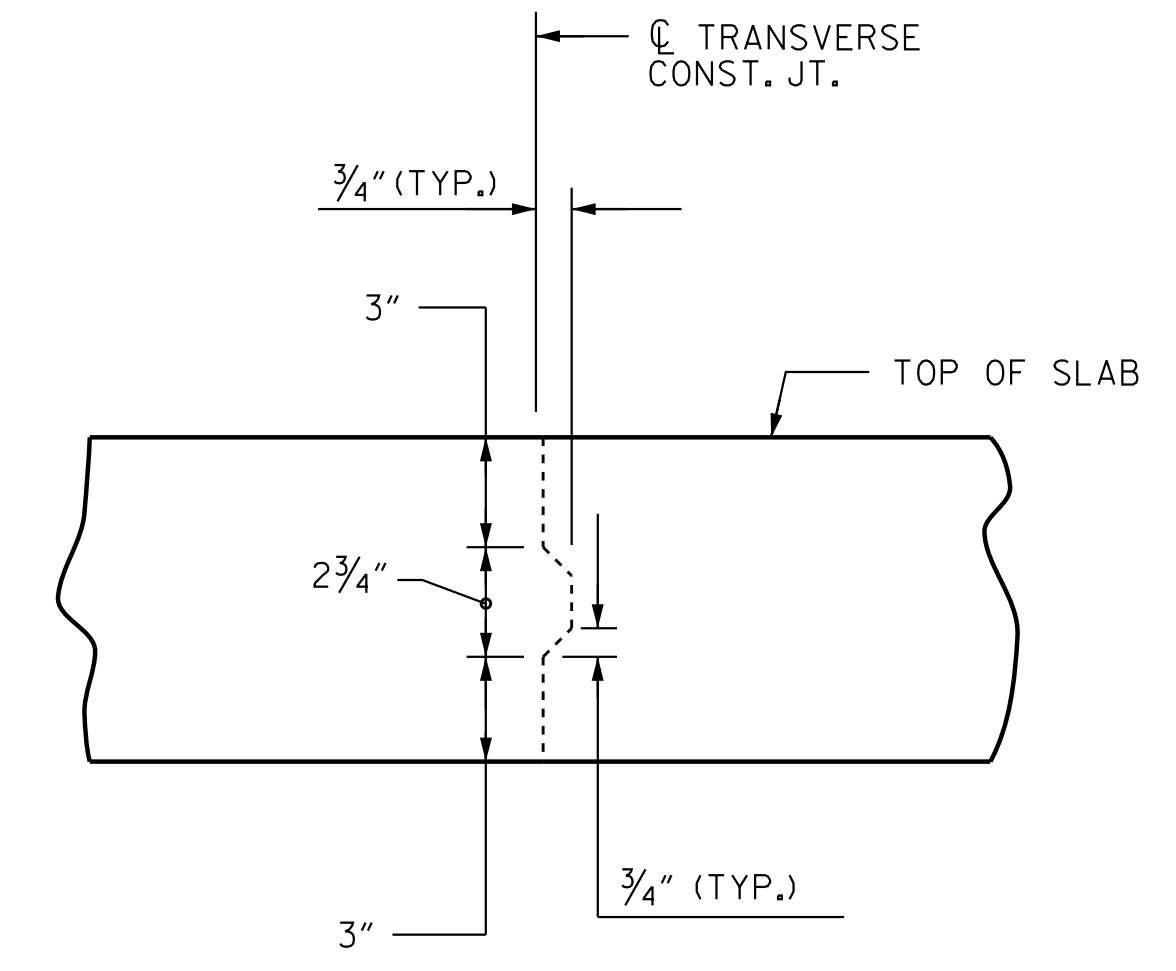
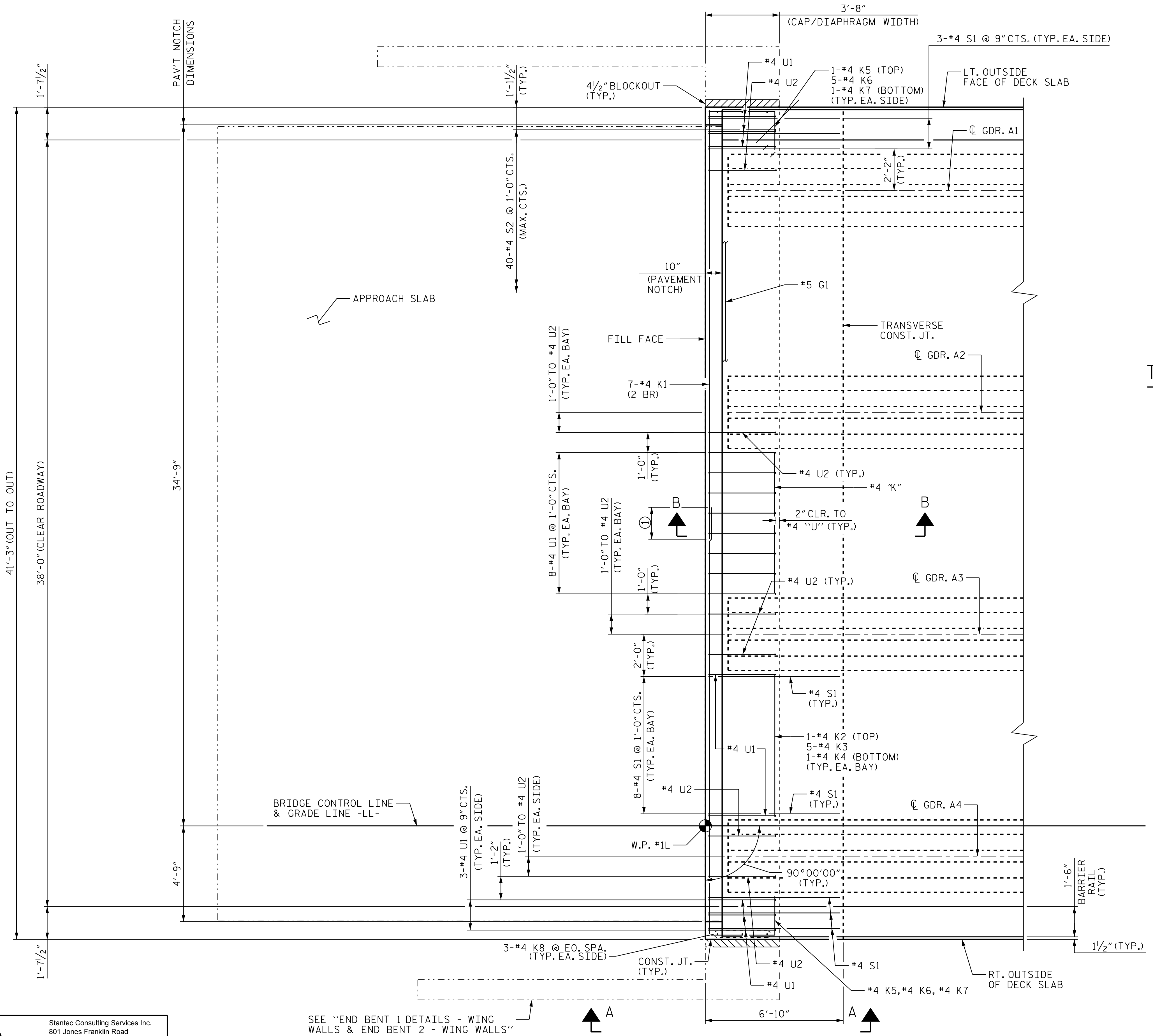


jHagenbush

4/21/2023

c:\pvt\wv\king\dms69985\2707D_SML_502-220088.dgn



TRANSVERSE CONSTRUCTION JOINT DETAIL

NOTE: REINFORCING STEEL IN SLAB NOT SHOWN. LONGITUDINAL REINFORCING STEEL SHALL BE CONTINUOUS THRU JOINT

NOTES:

FOR SECTION B-B, & ELEVATION A-A, SEE TYPICAL SECTION DETAILS, SHEET 3 OF 3.

"A" BARS, "B" BARS & BARRIER RAIL REINFORCEMENT ARE NOT SHOWN IN DECK SLAB FOR CLARITY.

(2 BR) DENOTES 2 BAR RUN.

#4 S2 BARS MAY BE REPOSITIONED AS FOUND NECESSARY TO CLEAR PRESTRESSED GIRDERS.

▨ DENOTES CONG. BLOCKOUT. SEE END BENT SHTS. AND SUPERSTRUCTURE TYPICAL SECTION DETAILS.

① - 1'-7" MIN. SPLICE FOR #4 K1

SEE "END BENT 1 DETAILS - WING WALLS & END BENT 2 - WING WALLS" FOR REINFORCEMENT IN WINGS.

TYPICAL END BENT DIAPHRAGM REINFORCING DETAIL

DETAIL AT END BENT 1 SHOWN. END BENT 2 SIMILAR BY ROTATION.


PROJECT NO. R-2707D
CLEVELAND COUNTY
STATION: 810+00.00 -L-

SHEET 2 OF 2

STATE OF NORTH CAROLINA
DEPARTMENT OF TRANSPORTATION
RALEIGH

PLAN OF SPANS DETAILS - DIAPHRAGMS

(LL)



DOCUMENT NOT CONSIDERED FINAL UNLESS ALL SIGNATURES COMPLETED

REVISIONS						SHEET NO. S8-10
NO.	BY:	DATE:	NO.	BY:	DATE:	
1			3			TOTAL SHEETS 30
2			4			

STR. #8

Stantec Consulting Services Inc.
801 Jones Franklin Road
Suite 300
Raleigh, NC 27606
Tel. (919) 851-6866
Fax. (919) 851-7024
www.stantec.com
License No. F-0672

DRAWN BY : J. E. HAGENBUSH DATE : 05/21/18 DESIGN ENGINEER OF RECORD : J. T. KELVINGTON DATE : 04/21/23
CHECKED BY : J. T. KELVINGTON DATE : 12/05/22