DocuSign Envelope ID: DE120762-44B4-4D1F-A9A4-C5344EE38051

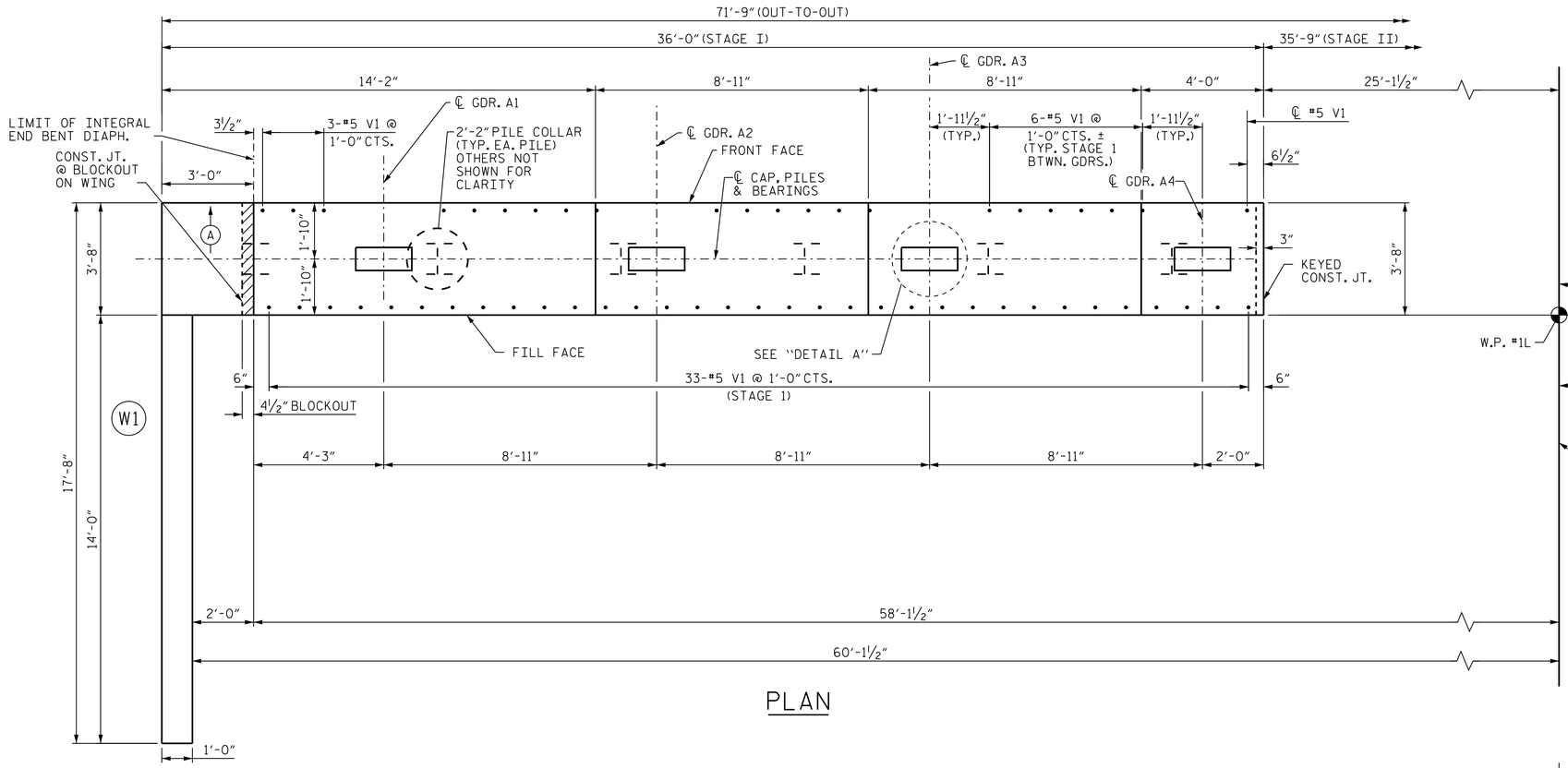

PLAN

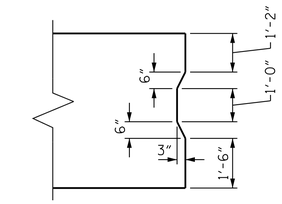

KEYED CONST. JT. DETAIL

REINFORCING STEEL NOT SHOWN FOR CLARITY. REINFORCING STEEL SHALL BE CONTINUOUS THROUGH KEYED CONSTRUCTION JOINT.

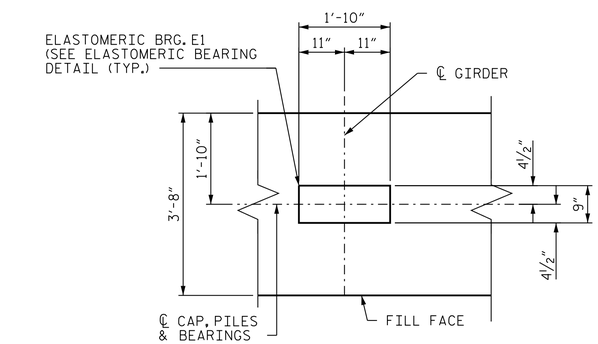

DETAIL A

DIMENSIONS TYPICAL FOR EACH BEARING

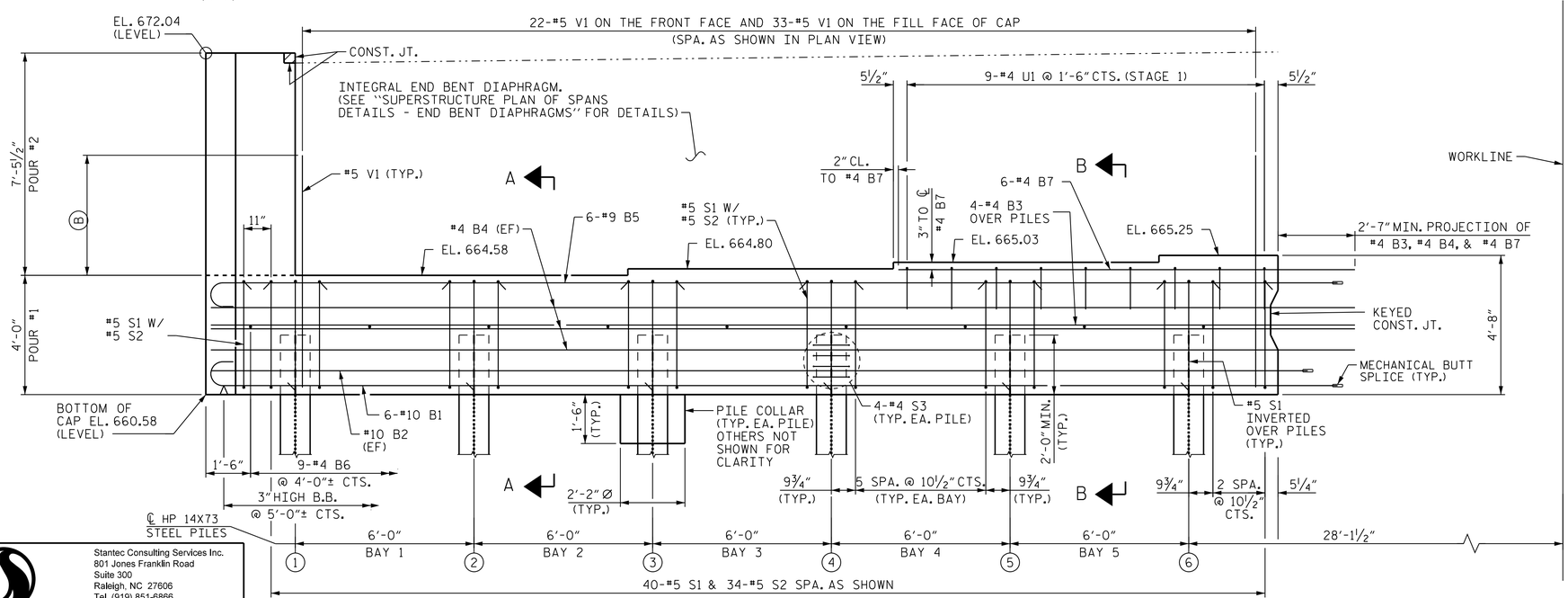

ELEVATION

NOTES

FOR WING WALL DETAILS, SEE "END BENT 1, DETAILS - WING WALLS" SHEET. 3 OF 5.

(EF) DENOTES EACH FACE

CHAMFERS ARE NOT REQUIRED EXCEPT AS NOTED.

FOR SECTIONS A-A AND B-B, SEE END BENT 1 DETAILS, SHEET 4 OF 5.

(A) SLOPED CAP SURFACE BEYOND LIMIT OF INTEGRAL DIAPH. SEE END BENT 1 WING WALL DETAILS, SHEET. 3 OF 5.

(B) #5 V1 3'-0" MIN. PROJ. ABOVE BRIDGE SEAT.

PROJECT NO. R-2707D

CLEVELAND COUNTY

STATION: 849+00.00 -L-

SHEET 1 OF 5

STATE OF NORTH CAROLINA
DEPARTMENT OF TRANSPORTATION
RALEIGH

SUBSTRUCTURE

END BENT 1 (STAGE I)

(LEFT LANE)

NORTH CAROLINA PROFESSIONAL SEAL 054498 ENGINEER SETH S. POOLE

DocuSigned by: 5/9/2023

DOCUMENT NOT CONSIDERED FINAL UNLESS ALL SIGNATURES COMPLETED

REVISIONS								SHEET NO.
NO.	BY:	DATE:	NO.	BY:	DATE:			S5-35
1			3					TOTAL SHEETS
2			4					56

Stantec
Stantec Consulting Services Inc.
801 Jones Franklin Road
Suite 300
Raleigh, NC 27606
Tel. (919) 851-6866
Fax. (919) 851-7024
www.stantec.com
License No. F-0672

DRAWN BY : J.B. GEILE DATE : 12/31/22
CHECKED BY : S.S. POOLE DATE : 01/10/23
DESIGN ENGINEER OF RECORD: S.S. POOLE DATE : 05/09/23

c:\pw_working\dms5546\R2707D_SMU_E01_220102.dgn 5/9/2023 2:10:26 PM JHagenbush