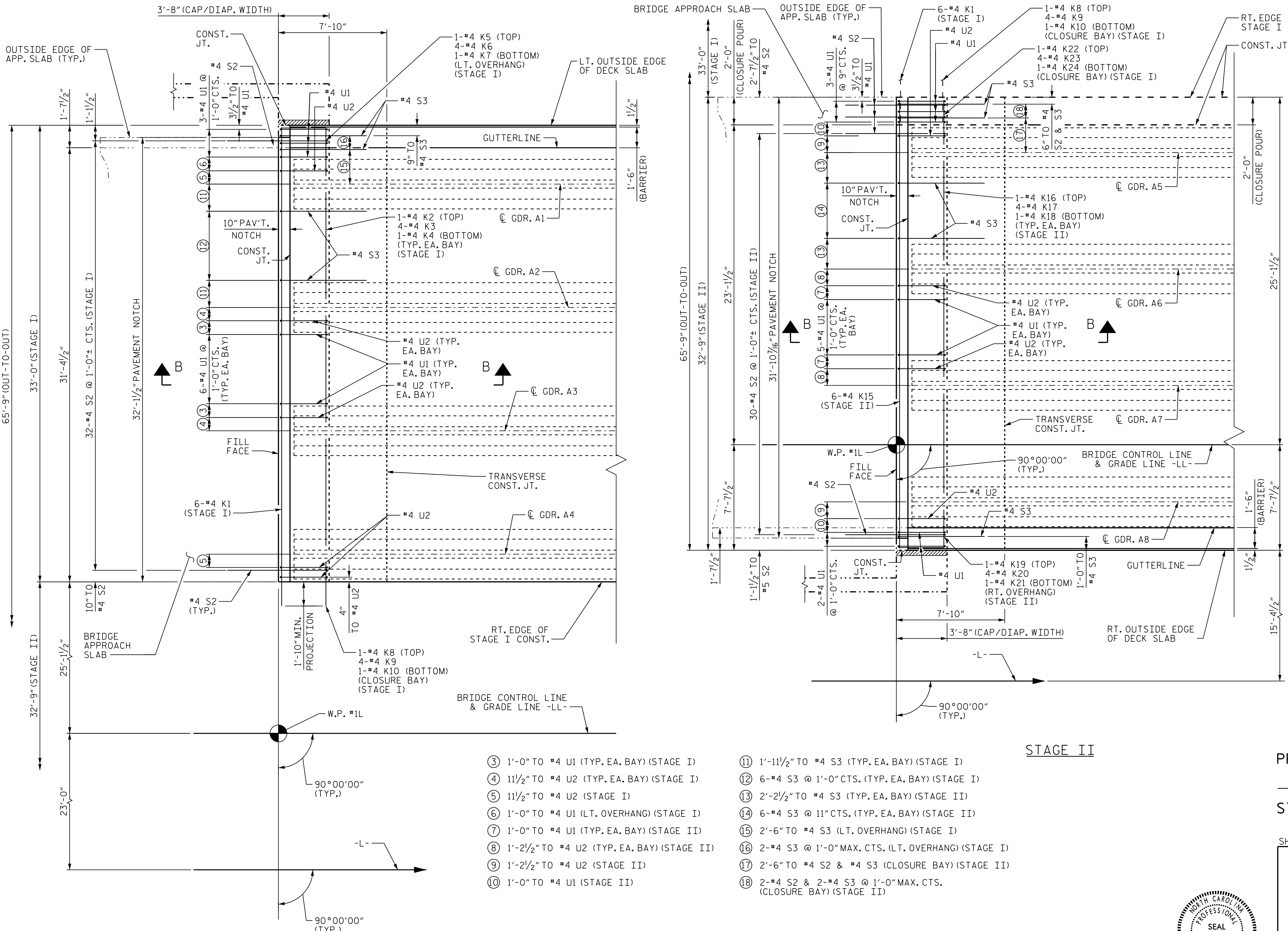


5/9/2023 2:08:39 PM jHogenbush
c:\pvt\wv\king\dms55461\R2707D-SMU_S07-220102.dgn



NOTES:

S2 AND S3 BARS MAY BE REPOSITIONED AS NECESSARY TO CLEAR PRESTRESSED GIRDERS AND OTHER REINFORCING BAR CONFLICTS.

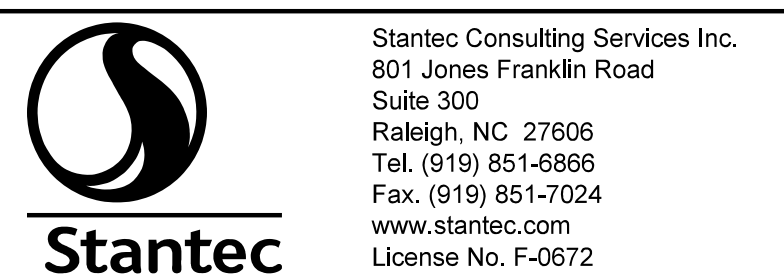
SEE 'END BENT 1 DETAILS - WING WALLS' AND 'END BENT 2 DETAILS - WING WALLS' FOR REINFORCEMENT IN WINGS.

FOR SECTION B-B, SEE 'TYPICAL SECTION DETAILS', SHEET 5 OF 5.

- ③ 1'-0" TO #4 U1 (TYP. EA. BAY) (STAGE I)
- ④ 1 1/2" TO #4 U2 (TYP. EA. BAY) (STAGE I)
- ⑤ 1 1/2" TO #4 U2 (STAGE I)
- ⑥ 1'-0" TO #4 U1 (LT. OVERHANG) (STAGE I)
- ⑦ 1'-0" TO #4 U1 (TYP. EA. BAY) (STAGE II)
- ⑧ 1'-2 1/2" TO #4 U2 (TYP. EA. BAY) (STAGE II)
- ⑨ 1'-2 1/2" TO #4 U2 (STAGE II)
- ⑩ 1'-0" TO #4 U1 (STAGE II)
- ⑪ 1'-11 1/2" TO #4 S3 (TYP. EA. BAY) (STAGE I)
- ⑫ 6-#4 S3 @ 1'-0" CTS. (TYP. EA. BAY) (STAGE I)
- ⑬ 2'-2 1/2" TO #4 S3 (TYP. EA. BAY) (STAGE II)
- ⑭ 6-#4 S3 @ 11" CTS. (TYP. EA. BAY) (STAGE II)
- ⑮ 2'-6" TO #4 S3 (LT. OVERHANG) (STAGE I)
- ⑯ 2-#4 S3 @ 1'-0" MAX. CTS. (LT. OVERHANG) (STAGE I)
- ⑰ 2'-6" TO #4 S2 & #4 S3 (CLOSURE BAY) (STAGE II)
- ⑱ 2-#4 S2 & 2-#4 S3 @ 1'-0" MAX. CTS. (CLOSURE BAY) (STAGE II)

TYPICAL END BENT DIAPHRAGM REINFORCING DETAIL


DETAILS AT END BENT 1 SHOWN.
DETAILS AT END BENT 2 ARE SIMILAR BY ROTATION.



Stantec Consulting Services Inc.
801 Jones Franklin Road
Suite 300
Raleigh, NC 27606
Tel. (919) 851-6866
Fax. (919) 851-7024
www.stantec.com
License No. F-0672

DRAWN BY: J. B. GEILE DATE: 10/04/18
CHECKED BY: S. S. POOLE DATE: 12/10/22

DESIGN ENGINEER OF RECORD: S.S. POOLE DATE: 05/09/23



DOCUMENT NOT CONSIDERED FINAL UNLESS ALL SIGNATURES COMPLETED

PROJECT NO. R-2707D
CLEVELAND COUNTY
STATION: 849+00.00 -L-

SHEET 7 OF 8

REVISIONS						SHEET NO. S5-19
NO.	BY:	DATE:	NO.	BY:	DATE:	
1			3			TOTAL SHEETS 56
2			4			

STATE OF NORTH CAROLINA
DEPARTMENT OF TRANSPORTATION
RALEIGH
SUPERSTRUCTURE
PLAN OF SPANS
DETAILS - END BENT DIAPHRAGMS
(LEFT LANE)