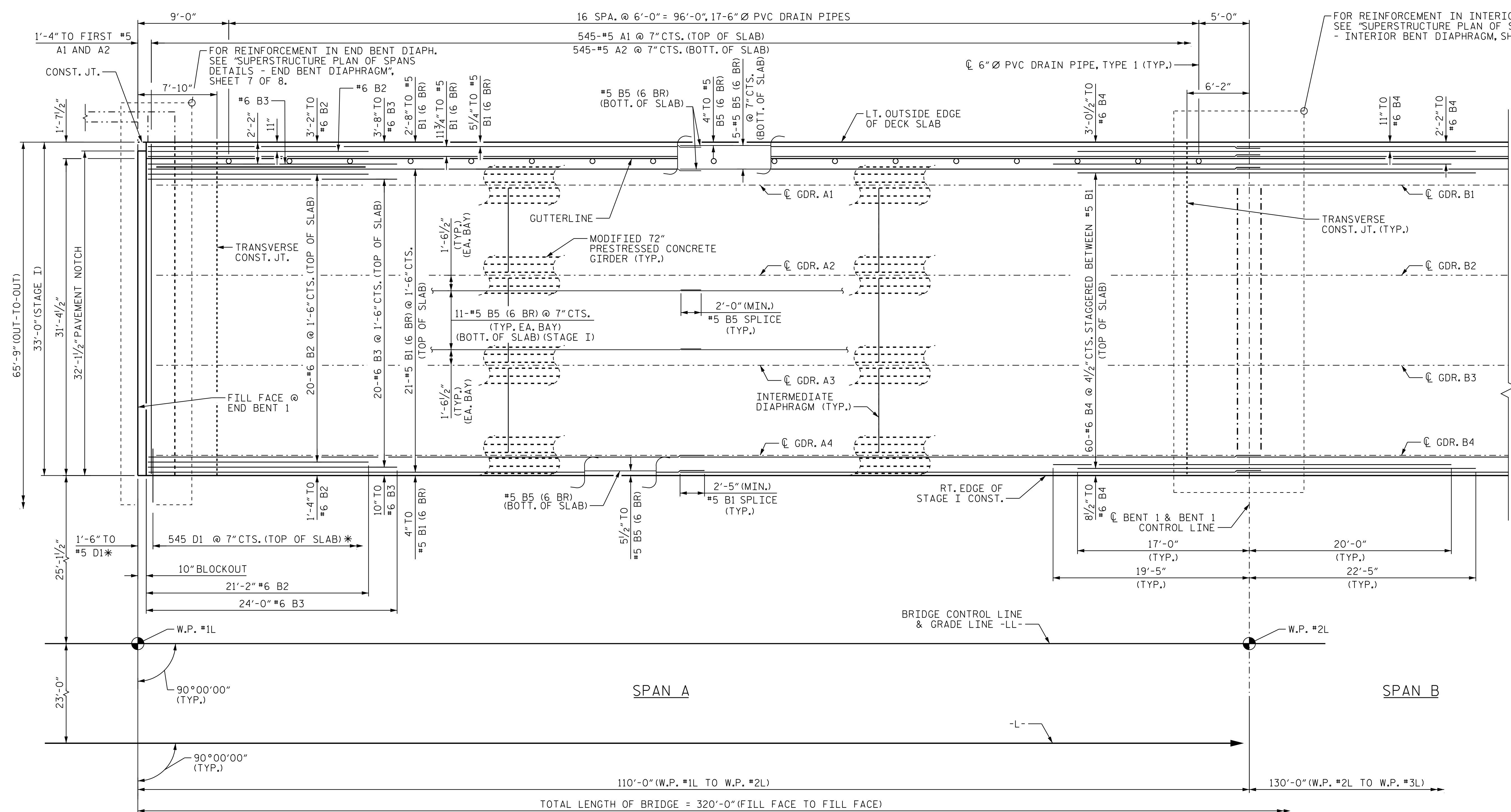


5/9/2023 2:07:54 PM jHogenbush



**PLAN OF SPANS (STAGE I CONSTRUCTION)
(SPAN A & PARTIAL SPAN B)**

NOTE: (6 BR) DENOTES 6 BAR RUN

* D1 DOWELS SHALL BE PLACED IN THE SAME HORIZONTAL PLACE AS THE TOP (A1) SLAB REINFORCING STEEL.

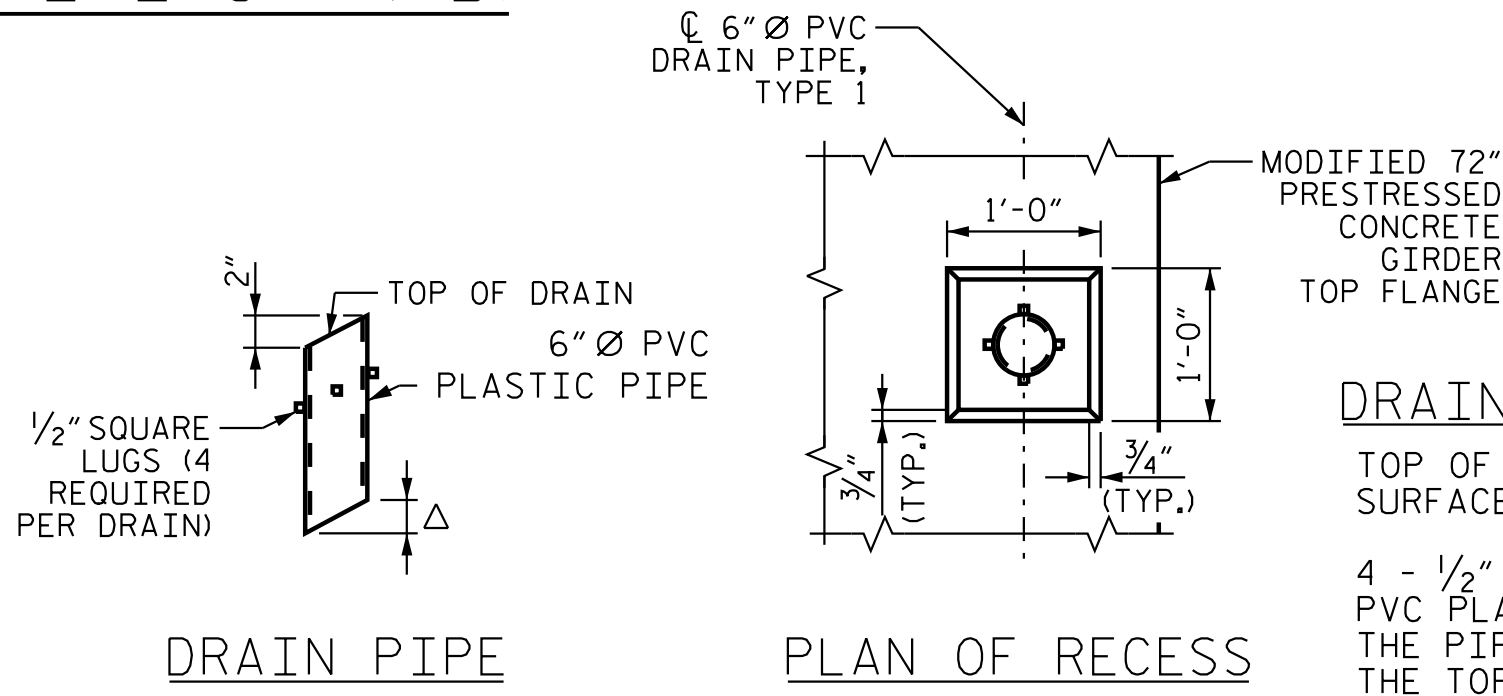
FOR BARRIER RAIL DETAILS AND REINFORCING STEEL, SEE "CONCRETE BARRIER RAIL" SHEET.

FOR TRANSVERSE CONSTRUCTION JOINT DETAIL, SEE "TYPICAL SECTION DETAILS", SHEET 5 OF 5.

FOR POUR SEQUENCE, SEE SHEET "BILL OF MATERIALS"

FOR INTERMEDIATE STEEL DIAPHRAGM DETAILS, SEE "INTERMEDIATE STEEL DIAPHRAGMS FOR MODIFIED 72" PRESTRESSED CONCRETE GIRDER" SHEET.

TRANSVERSE AND LONGITUDINAL REINFORCING MAY BE ADJUSTED HORIZONTALLY IN THE VICINITY OF THE DRAIN PIPE.



DRAIN PIPE NOTES:

TOP OF FLOOR DRAIN TO BE SET 3/8" BELOW SURFACE OF SLAB.

4 - 1/2" SQUARE LUGS TO BE GLUED TO THE PVC PLASTIC PIPE AT EQUAL SPACES AROUND THE PIPE DRAIN APPROXIMATELY 4" FROM THE TOP OF PIPE.

THE 6" Ø PVC PLASTIC PIPE AND FITTINGS SHALL BE SCHEDULE 40 AND CONFORM TO ASTM D1785.

PROJECT NO. R-2707D
CLEVELAND COUNTY
 STATION: 849+00.00 -L-

SHEET 1 OF 8

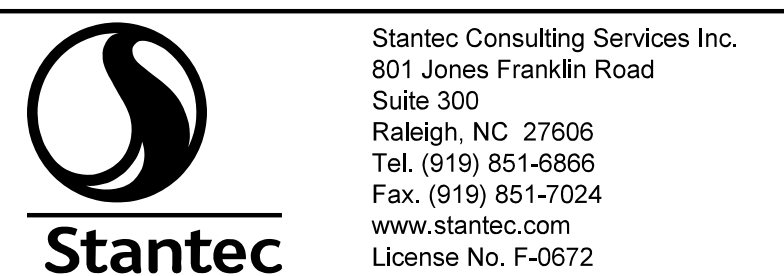
STATE OF NORTH CAROLINA
 DEPARTMENT OF TRANSPORTATION
 RALEIGH

**SUPERSTRUCTURE
 PLAN OF SPANS
 (SPAN A)
 (STAGE I)**

(LEFT LANE)

REVISIONS						SHEET NO. S5-13
NO.	BY:	DATE:	NO.	BY:	DATE:	
1			3			TOTAL SHEETS 56
2			4			

DOCUMENT NOT CONSIDERED FINAL UNLESS ALL SIGNATURES COMPLETED



DRAWN BY: J. B. GEILE DATE: 10/10/18
 CHECKED BY: S. S. POOLE DATE: 12/10/22
 DESIGN ENGINEER OF RECORD: S.S. POOLE DATE: 05/09/23