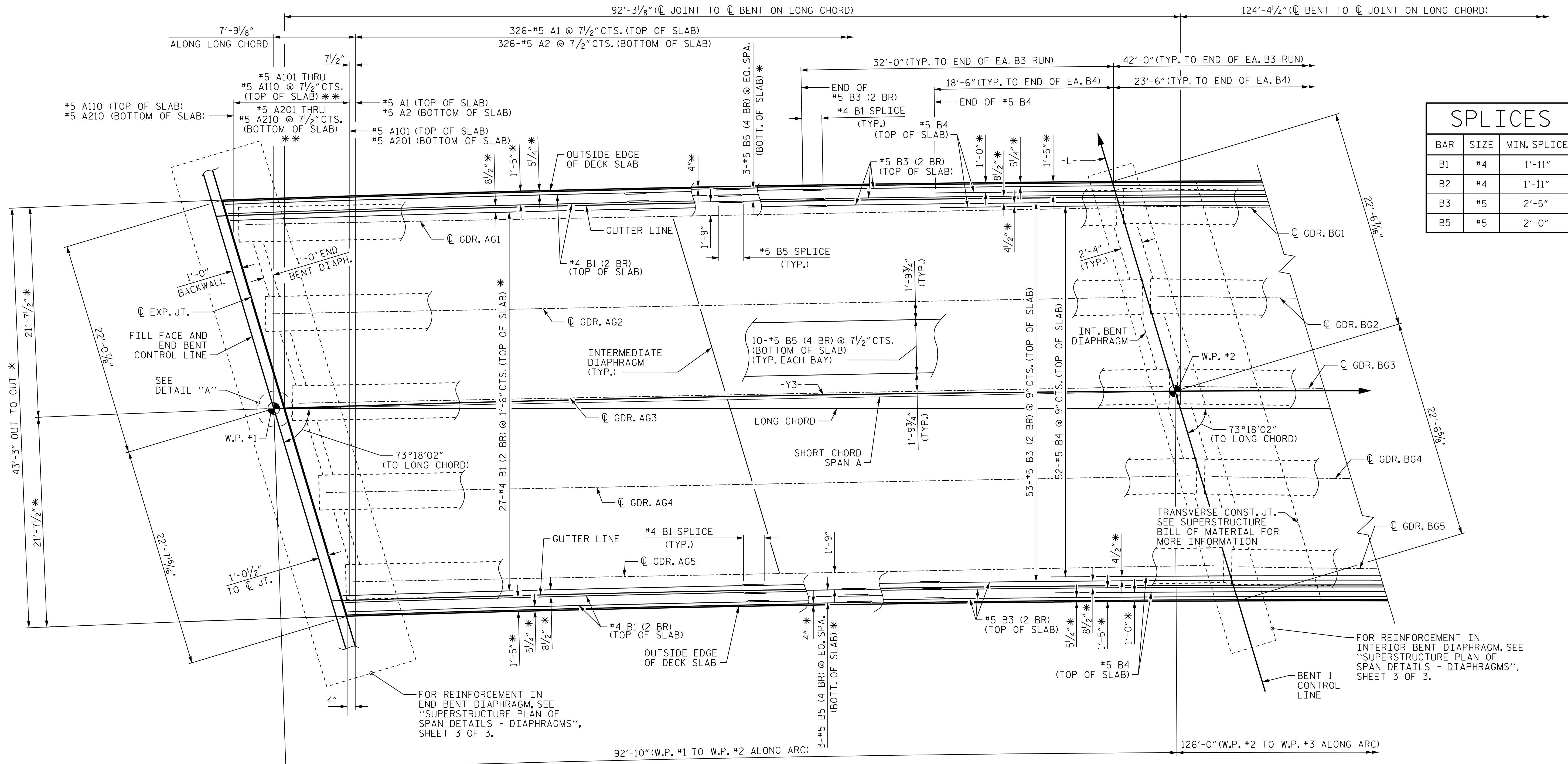


5/16/2023 11:34:44 AM jhagenbush

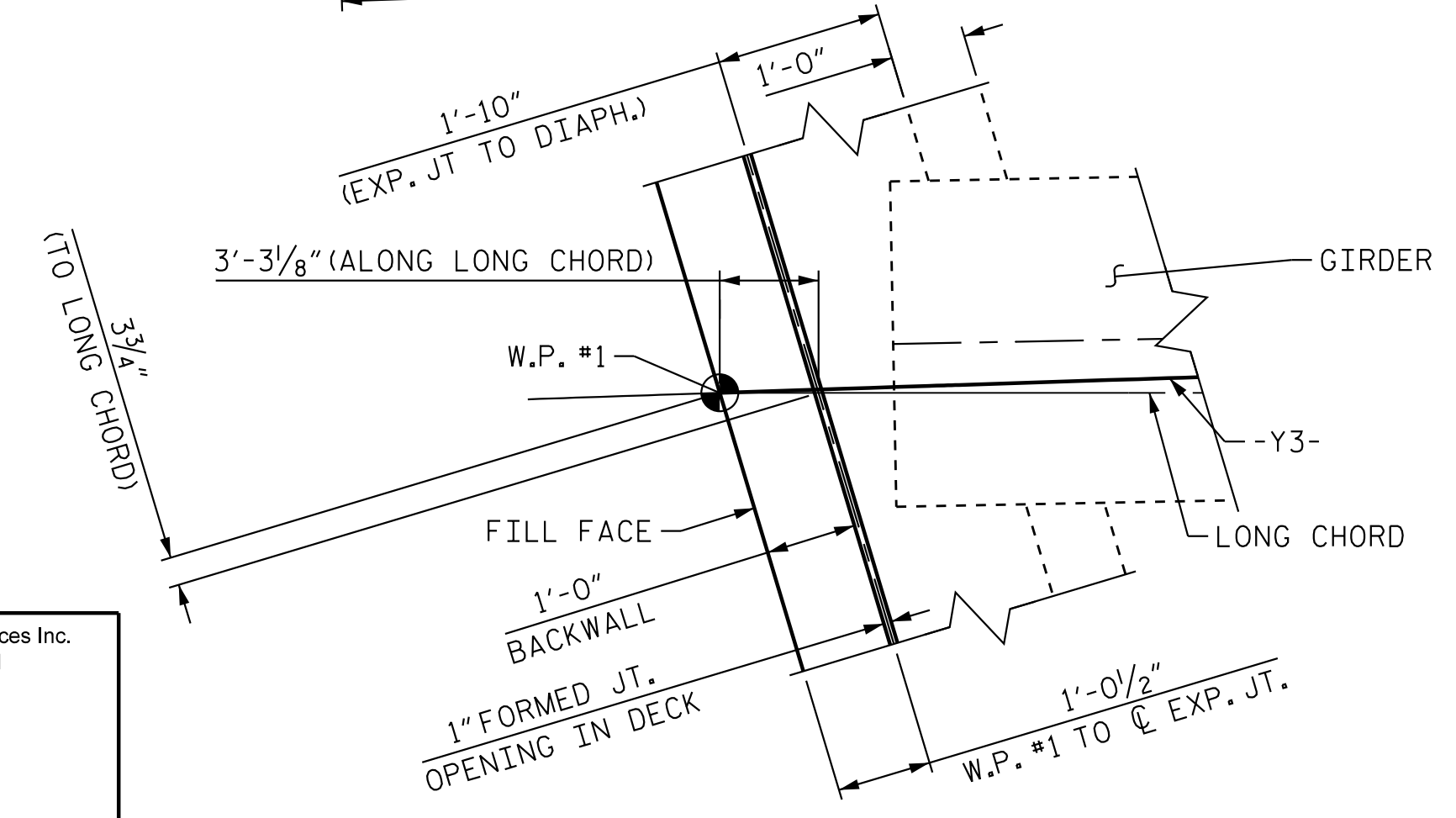


SPLICES		
BAR	SIZE	MIN. SPLICE
B1	#4	1'-11"
B2	#4	1'-11"
B3	#5	2'-5"
B5	#5	2'-0"

SPAN A


PART PLAN OF SPAN B

PROJECT NO. R-2707D
CLEVELAND COUNTY
STATION: 23+21.80 -Y3-



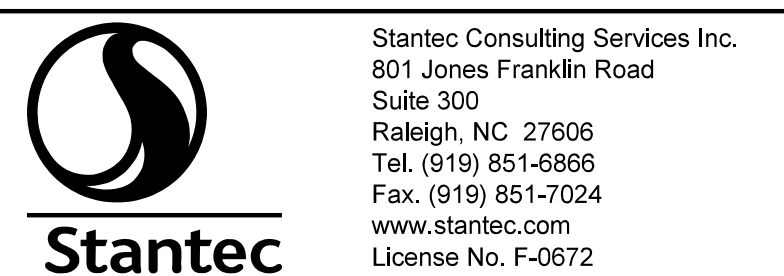
PLAN OF SPANS

NOTES:
(2 BR) DENOTES TWO BAR RUN
(4 BR) DENOTES FOUR BAR RUN
* - RADIAL DIMENSION
** - TWO BARS PER MARK
"A" BARS PLACED PERPENDICULAR TO LONG CHORD.



SHEET 1 OF 3

STATE OF NORTH CAROLINA
DEPARTMENT OF TRANSPORTATION
RALEIGH
SUPERSTRUCTURE
PLAN OF SPAN
(SPAN A & PART OF SPAN B)



DRAWN BY: J. B. GEILE DATE: 04/04/18
CHECKED BY: V. E. FRAGA DATE: 05/30/18
DESIGN ENGINEER OF RECORD: V. E. FRAGA DATE: 05/16/23

DETAIL "A"

DOCUMENT NOT CONSIDERED FINAL UNLESS ALL SIGNATURES COMPLETED

REVISIONS						SHEET NO. S3-10
NO.	BY:	DATE:	NO.	BY:	DATE:	
1			3			TOTAL SHEETS 36
2			4			