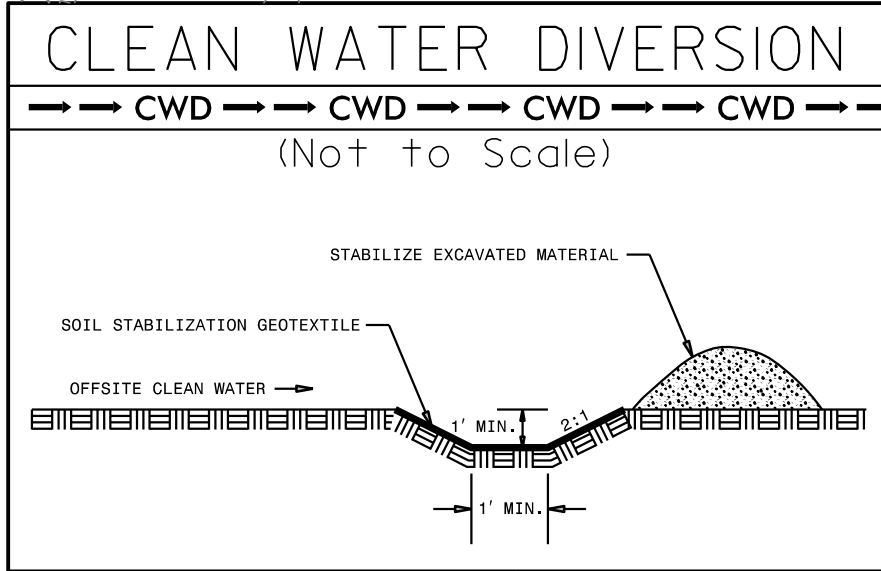


PROJECT REFERENCE NO.	SHEET NO.
R-2707D	EC-44/CONST.12
RW SHEET NO.	
ROADWAY DESIGN ENGINEER	HYDRAULICS ENGINEER

BASIN TO BE INSTALLED ONLY AFTER STREAM RELOCATION COMPLETED.

26 x 102 x 3
1.5 inch Skimmer
with 1.375 inch Orifice Diameter
10 ft. weir
ID 12.3

114 x 30 x 3
2.0 inch Skimmer
with 1.625 inch Orifice Diameter
13 ft. weir
ID 12.1



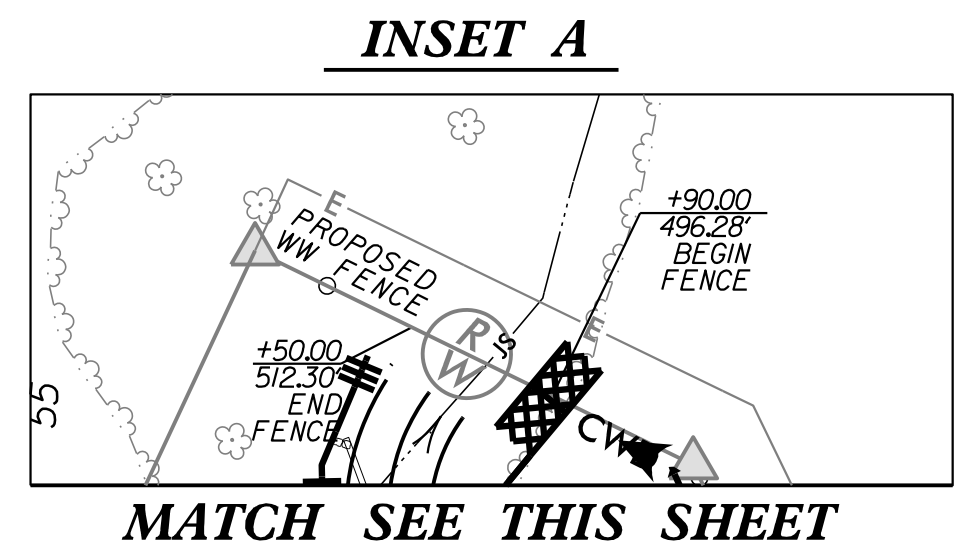
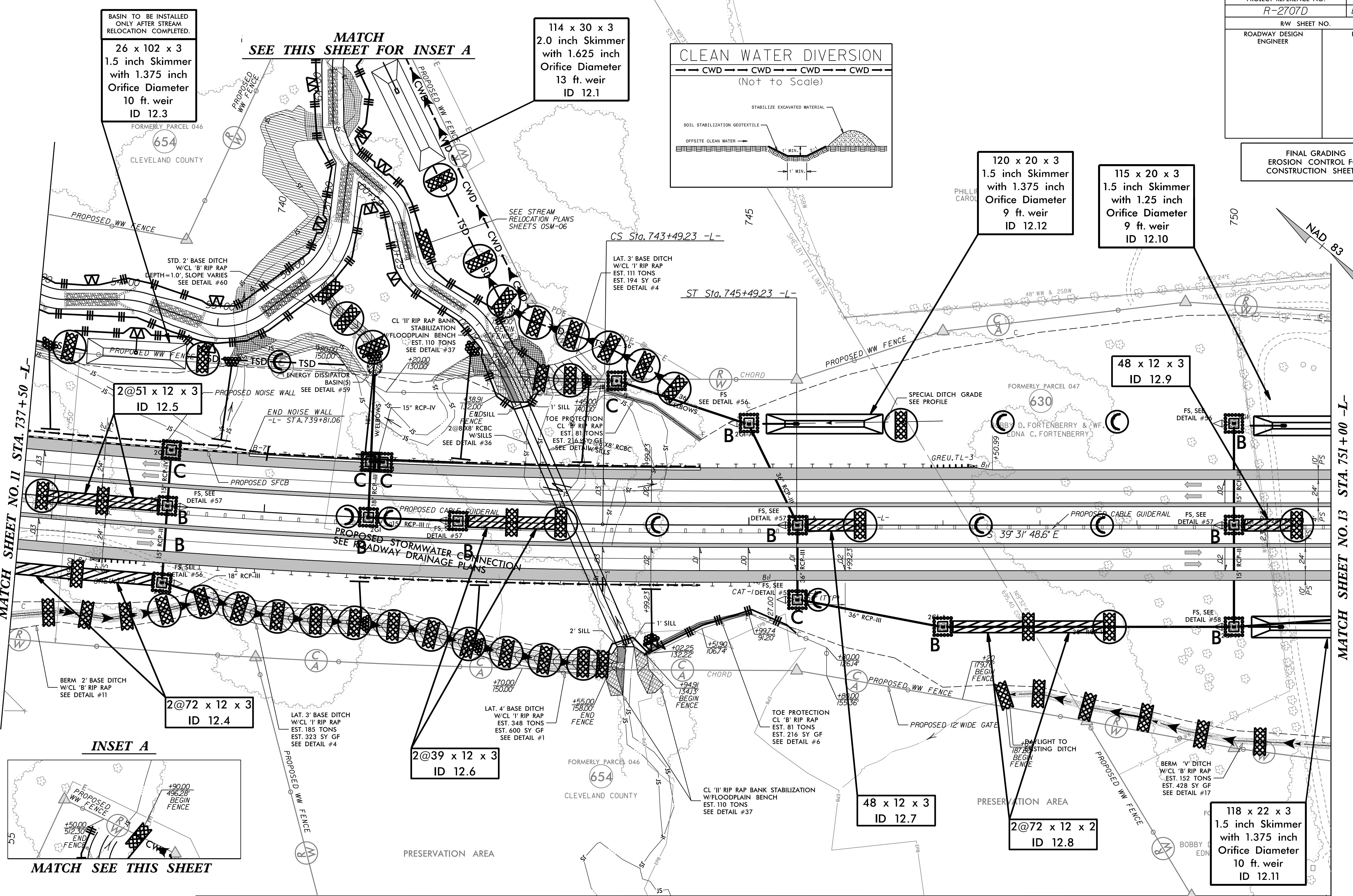
120 x 20 x 3
1.5 inch Skimmer
with 1.375 inch Orifice Diameter
9 ft. weir
ID 12.12

115 x 20 x 3
1.5 inch Skimmer
with 1.25 inch Orifice Diameter
9 ft. weir
ID 12.10

FINAL GRADING
EROSION CONTROL FOR
CONSTRUCTION SHEET 12

MATCH SHEET NO. 11 STA. 737+50 -L-

MATCH SHEET NO. 13 STA. 751+00 -L-



Place Matting for Erosion Control
on Slope as Work Allows.
Sta. 737+50 to Sta. 744+50 -L- LT
Sta. 741+00 to Sta. 744+50 -L- RT

MATCH SHEET NO. 12A