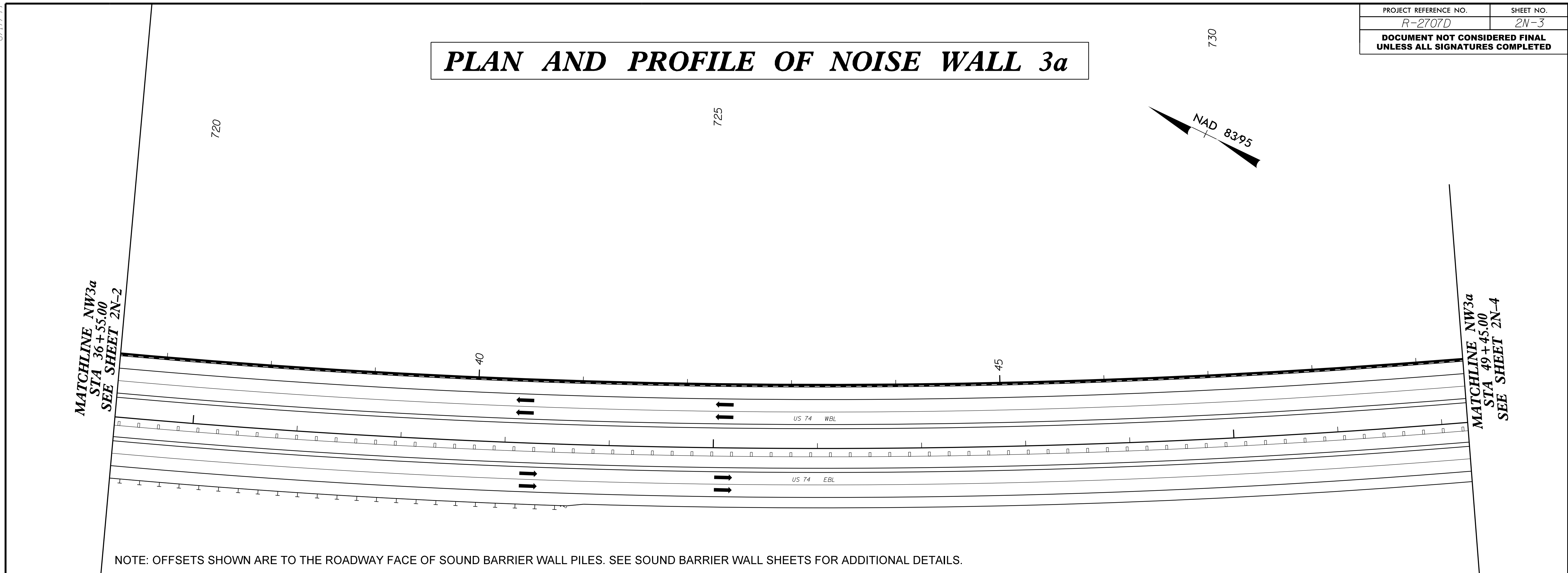
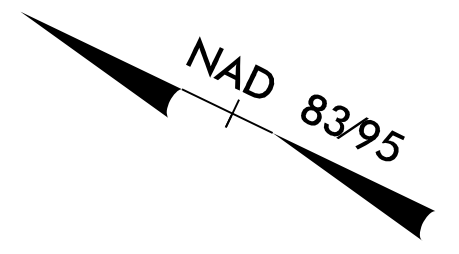


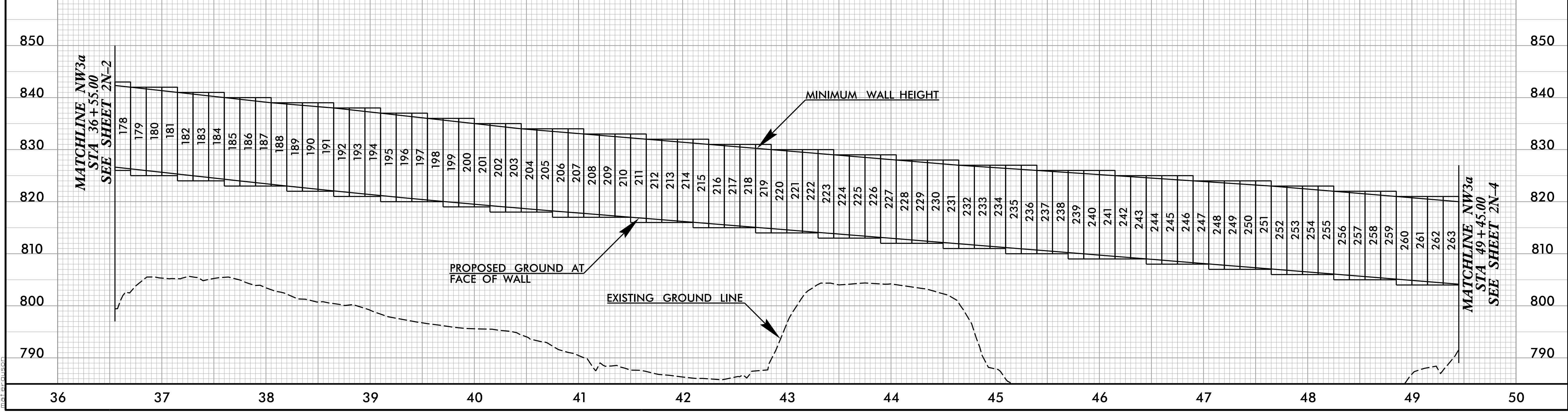
# PLAN AND PROFILE OF NOISE WALL 3a



NOTE: OFFSETS SHOWN ARE TO THE ROADWAY FACE OF SOUND BARRIER WALL PILES. SEE SOUND BARRIER WALL SHEETS FOR ADDITIONAL DETAILS.

PANEL NUMBER	176-178	179-181	182-184	185-187	188	189-191	192-194	195-197	198	199-200	201	202-203	204-205	206-207	208-210	211	212-214	215	216-218	219	220-222	223	224-226	227	228-230	231	232-234	235-236
TOP ELEVATION	843'	842'	841'	840'	839'	839'	838'	837'	836'	836'	835'	835'	834'	834'	833'	833'	832'	832'	831'	831'	830'	830'	829'	829'	828'	828'	827'	827'
PANEL LENGTH	45'	45'	45'	45'	15'	45'	45'	45'	15'	30'	15'	30'	30'	30'	45'	15'	45'	15'	45'	15'	45'	15'	45'	15'	45'	15'	45'	30'
PANEL HEIGHT	17'	17'	17'	17'	16'	17'	17'	17'	16'	17'	16'	17'	16'	17'	16'	17'	16'	17'	16'	17'	16'	17'	16'	17'	16'	17'	16'	17'

PANEL NUMBER	237-238	239-241	242-243	244-246	247	248-251	252-255	256-259	260-263
TOP ELEVATION	826'	826'	825'	825'	824'	824'	823'	822'	821'
PANEL LENGTH	30'	45'	30'	45'	15'	60'	60'	60'	60'
PANEL HEIGHT	16'	17'	16'	17'	16'	17'	17'	17'	17'



8/17/99  
 4/14/2023  
 c:\users\mferguson\documents\working\rd2707d\NW3a\_2N-3.dgn  
 mferguson