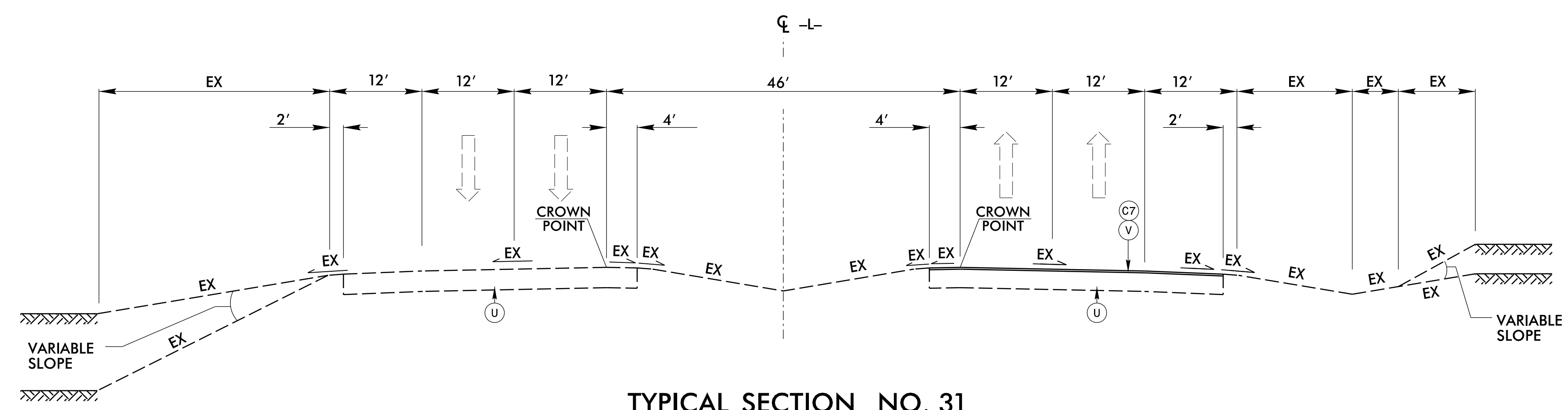


6/2/2023

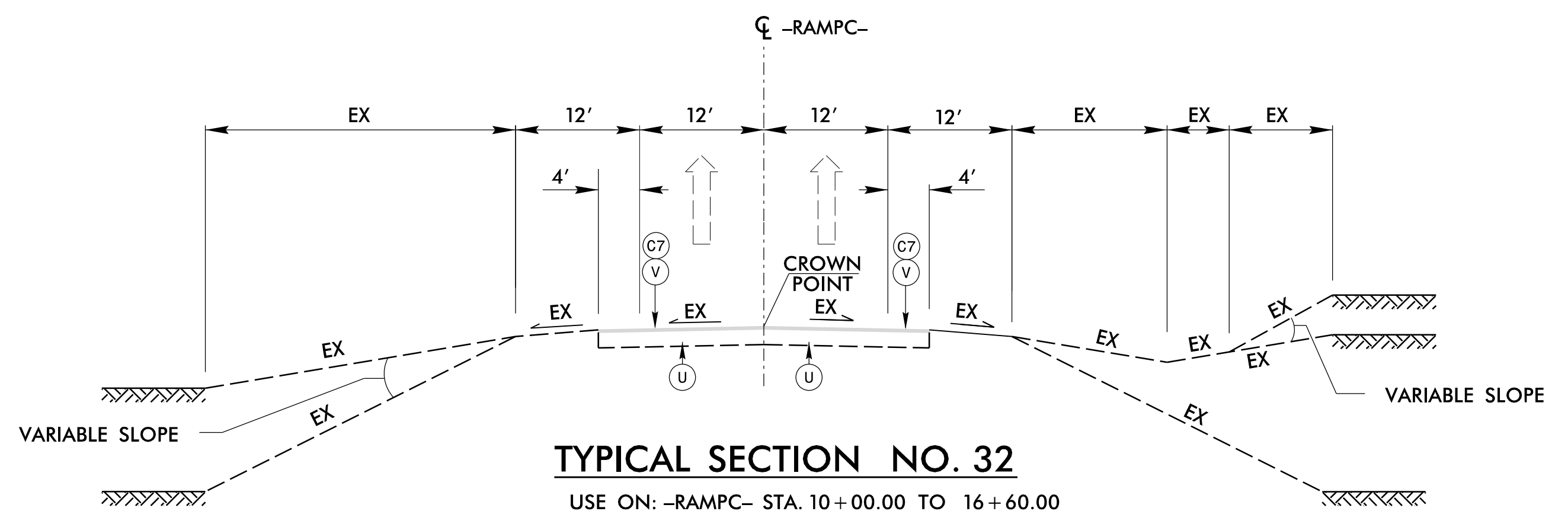
PAVEMENT SCHEDULE	
C7	PROP. APPROX. 1.5", TYPE S9.5C
U	EXISTING PAVEMENT
V	1.5" MILLING

PROJECT REFERENCE NO. R-2707D	SHEET NO. 2A-11
ROADWAY DESIGN ENGINEER MATTHEW B. FERGUSON 044480 4/24/2023	PAVEMENT DESIGN ENGINEER JOSEPH T. HOLLAND 024964 4/25/2023
DOCUMENT NOT CONSIDERED FINAL UNLESS ALL SIGNATURES COMPLETED	



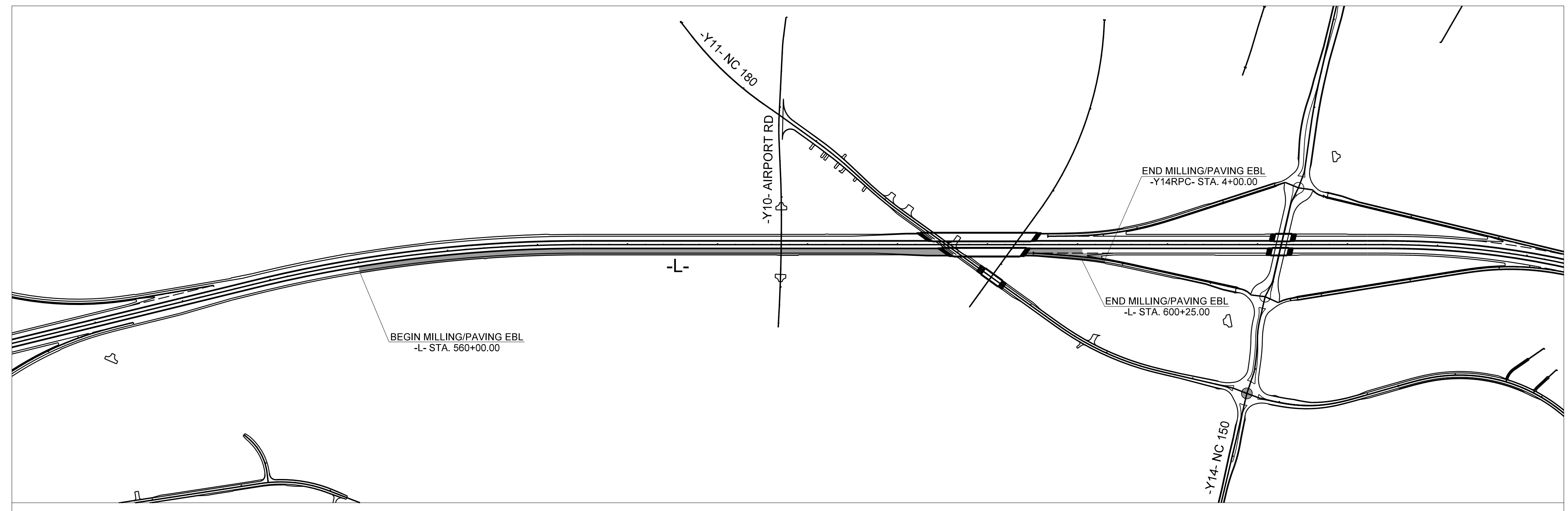
TYPICAL SECTION NO. 31

USE ON: -L- STA. 560+00.00 TO 592+27.99 BRIDGE (EBL)
-L- BRIDGE STA. 597+35.97 TO 600+25.00 (EBL)



TYPICAL SECTION NO. 32

USE ON: -RAMPC- STA. 10+00.00 TO 16+60.00



SCHEMATIC MAP

MILLING AND PAVING LIMITS

4/21/2023
c:\users\mferguson\documents\pwworking\dms42562\R2707D_RDY_TYP_MILLING.dgn
mferguson