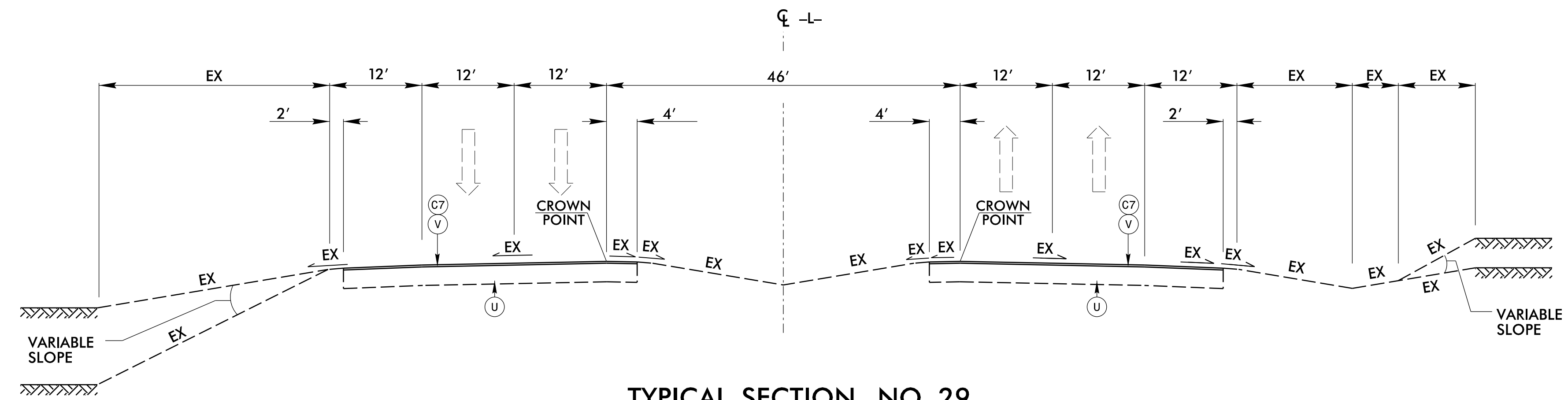


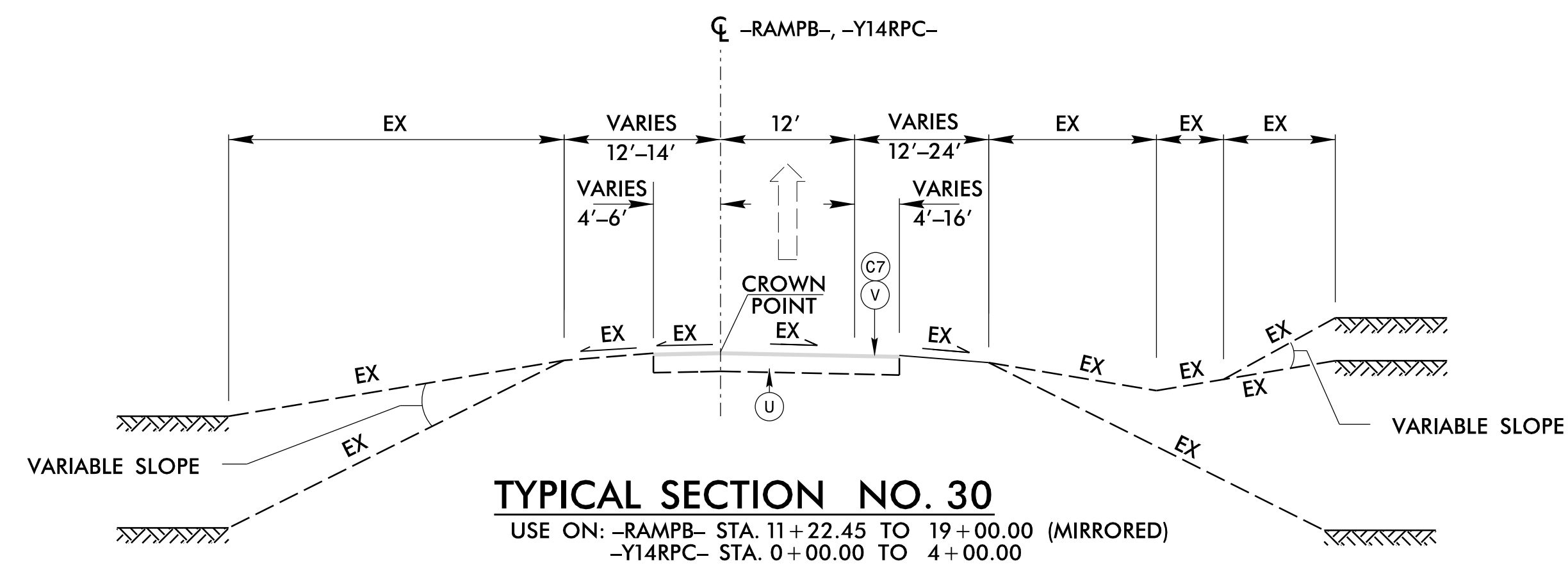
6/2/2023

PAVEMENT SCHEDULE	
C7	PROP. APPROX. 1.5", TYPE S9.5C
U	EXISTING PAVEMENT
V	1.5" MILLING

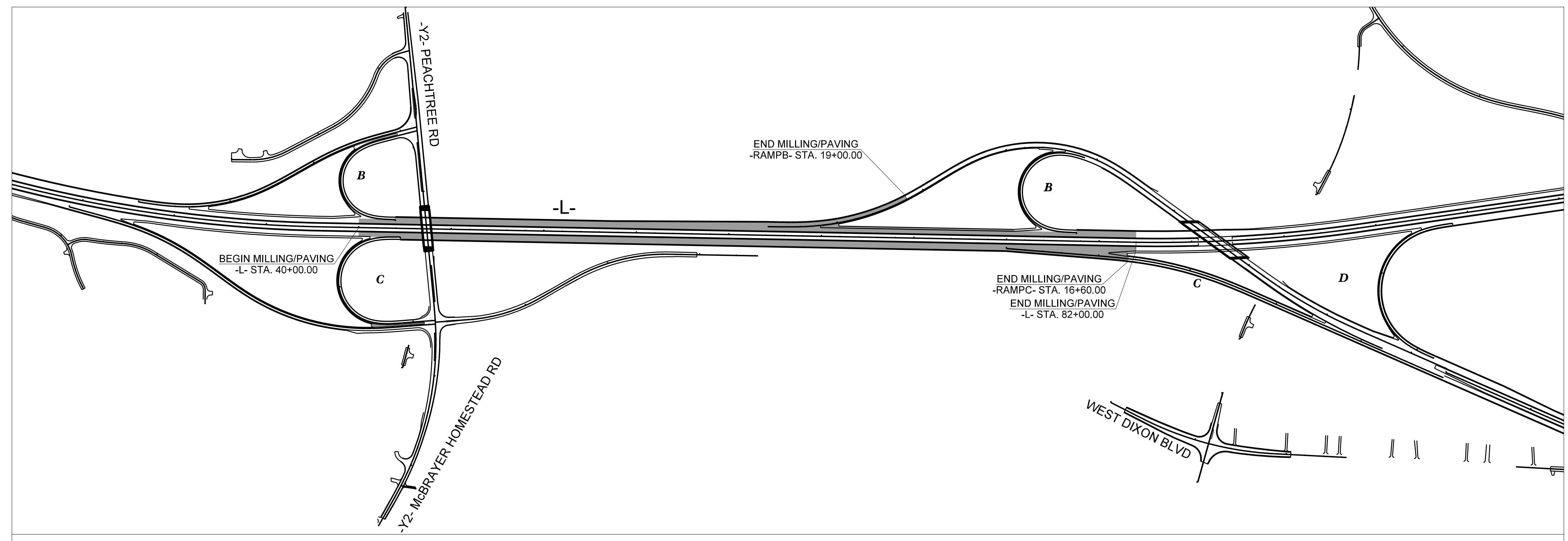
PROJECT REFERENCE NO. R-2707D	SHEET NO. 2A-10
ROADWAY DESIGN ENGINEER MATTHEW B. FERGIUSON 044480 4/24/2023	PAVEMENT DESIGN ENGINEER JOSEPH T. HOLLAND 024964 4/25/2023
<b>DOCUMENT NOT CONSIDERED FINAL UNLESS ALL SIGNATURES COMPLETED</b>	



**TYPICAL SECTION NO. 29**  
USE ON: -L- STA. 40+00.00 TO 82+00.00



**TYPICAL SECTION NO. 30**  
USE ON: -RAMPB- STA. 11+22.45 TO 19+00.00 (MIRRORED)  
-Y14RPC- STA. 0+00.00 TO 4+00.00



**SCHEMATIC MAP**

**MILLING AND PAVING LIMITS** [Shaded Box]

4/21/2023 c:\users\mfergiuson\documents\pwworking\dms42562\R2707\_RDV\_TYP\_MILLING.dgn mfergiuson