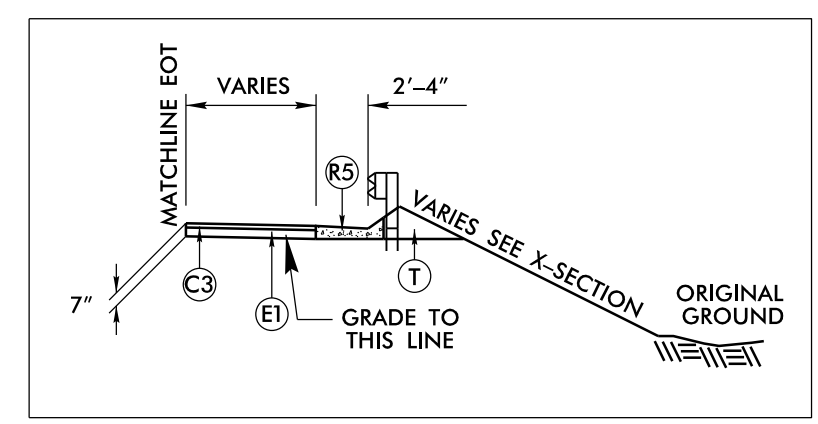
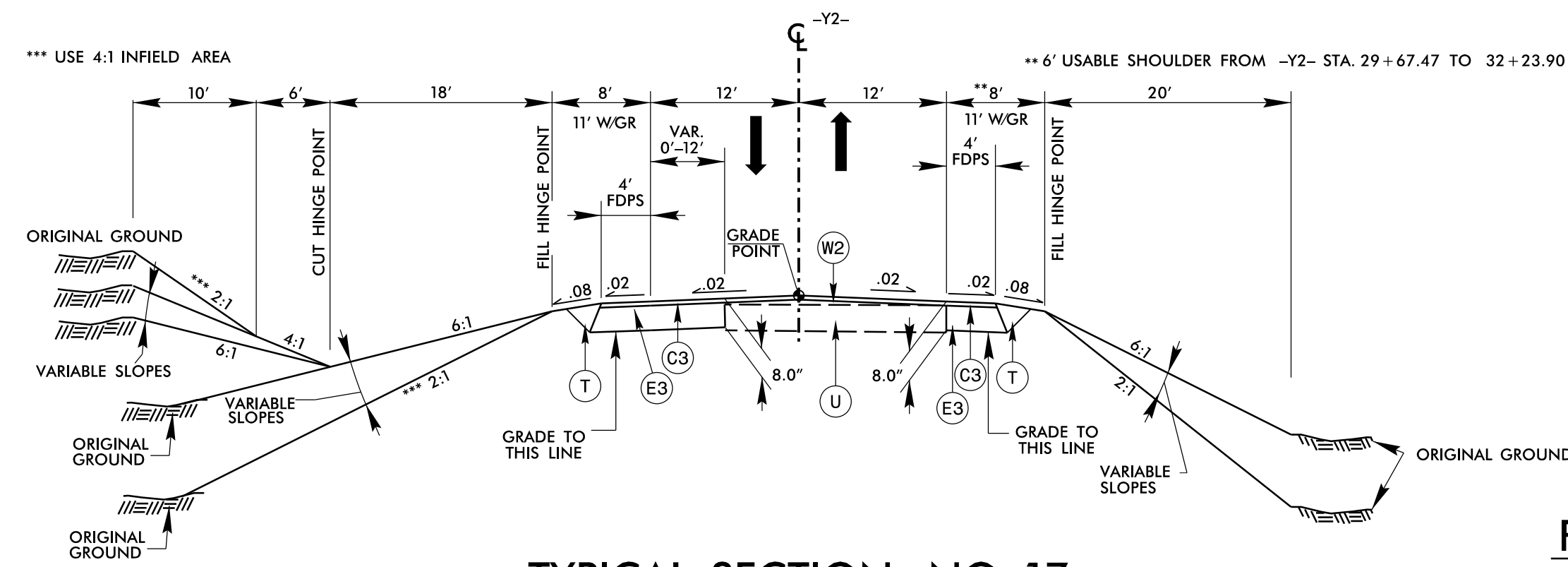
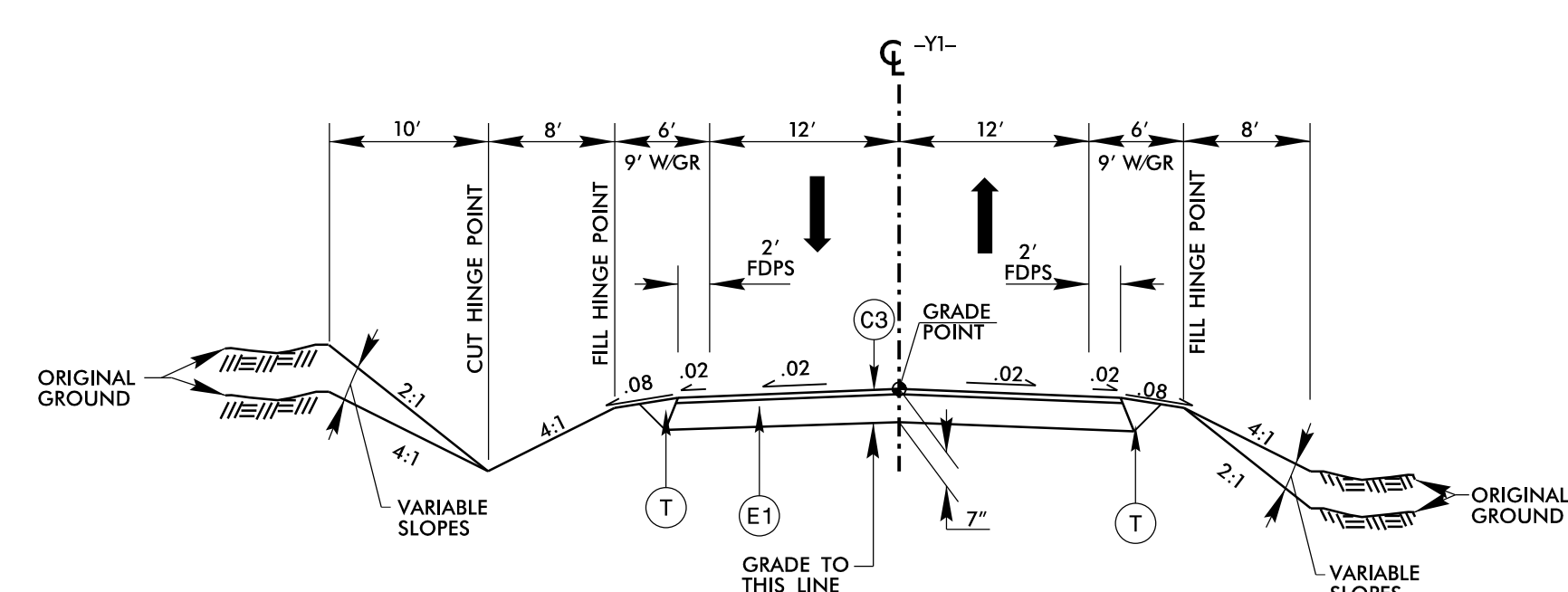
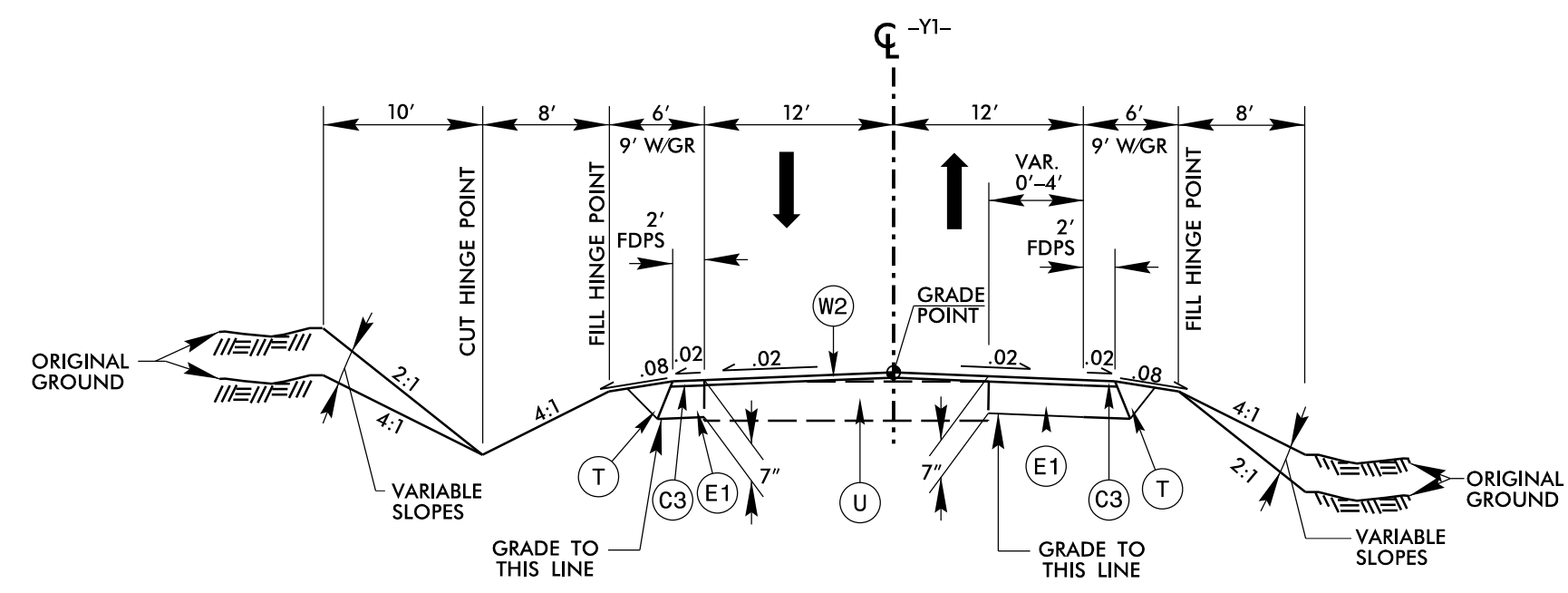
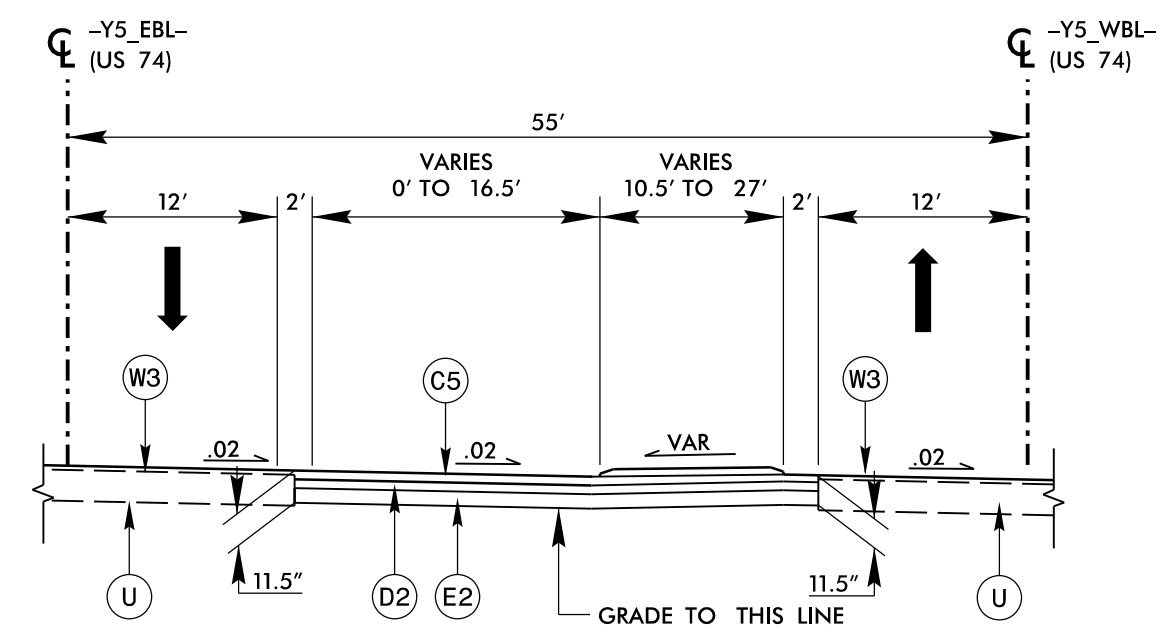
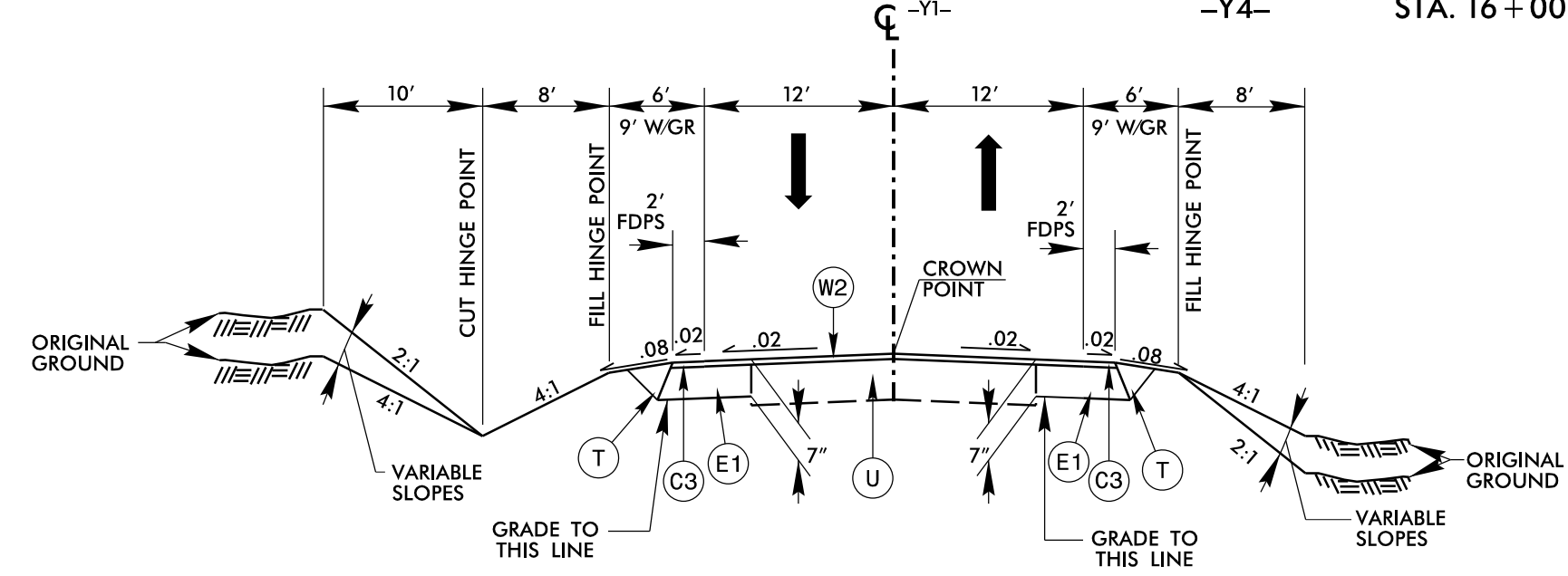
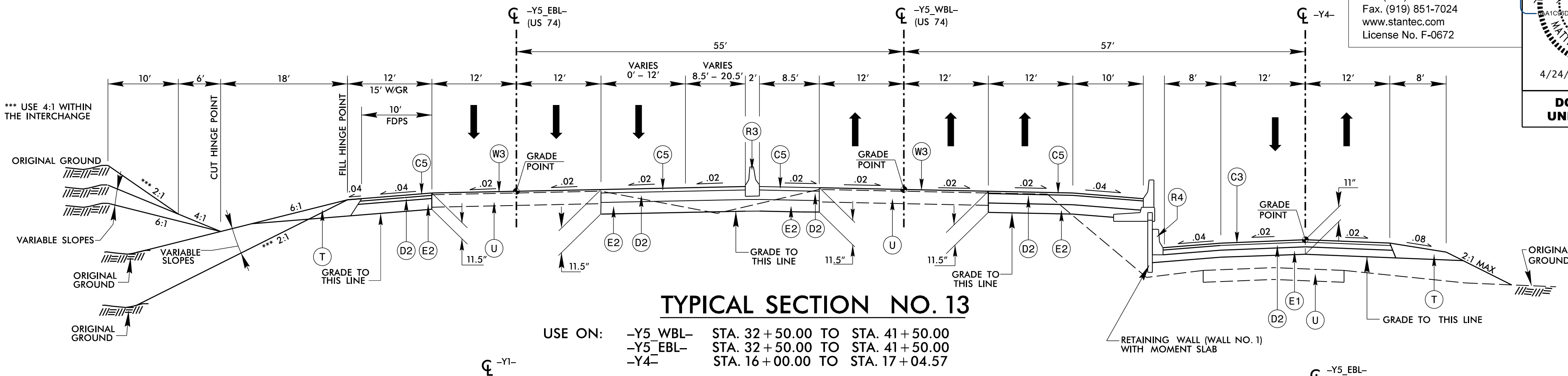


6/2/2023

PAVEMENT SCHEDULE	
C1	PROP. APPROX. 1.5", TYPE S9.5B
C2	PROP. APPROX. 2.5", TYPE S9.5B
C3	PROP. APPROX. 3.0", TYPE S9.5B
C4	PROP. VAR. DEPTH, TYPE S9.5B
C5	PROP. APPROX. 3.0", TYPE S9.5C
C6	PROP. VAR. DEPTH, TYPE S9.5C
C7	PROP. APPROX. 1.5", TYPE S9.5C
D1	PROP. APPROX. 2.5", I19.0C
D2	PROP. APPROX. 4", I19.0C
D3	PROP. VAR. DEPTH, TYPE I19.0C
E1	PROP. APPROX. 4.0", TYPE B25.0C
E2	PROP. APPROX. 4.5", TYPE B25.0C
E3	PROP. APPROX. 5.0", TYPE B25.0C
E4	PROP. APPROX. 7.0", TYPE B25.0C
E5	PROP. VAR. DEPTH, TYPE B25.0C
J1	PROP. 8" DEPTH AGGREGATE BASE COURSE.
J2	VARIABLE AGGREGATE BASE COURSE
K1	SUBGRADE STABILIZATION
K2	PROP CLASS IV SUBGRADE STABILIZATION
N1	GEOTEXTILE FOR SUBGRADE STABILIZATION
P1	PRIME COAT
R1	2'-6" CONCRETE CURB AND GUTTER
R2	CONCRETE EXPRESSWAY GUTTER
R3	STANDARD CONCRETE MEDIAN BARRIER (T SERIES)
R4	SINGLE FACED CONCRETE BARRIER
R5	SHOULDER BERM GUTTER.
T	EARTH MATERIAL
U	EXISTING PAVEMENT
V	1.5" MILLING
W2	VARIABLE DEPTH ASPHALT PAVEMENT (SEE STANDARD WEDGING DETAIL SHEET NO. 2A-1)
W3	VARIABLE DEPTH ASPHALT PAVEMENT (SEE STANDARD WEDGING DETAIL SHEET NO. 2A-1)

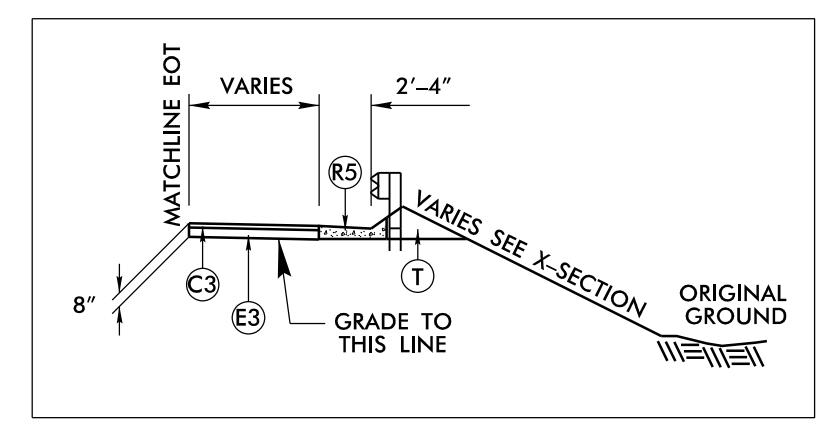
NOTE: PAVEMENT EDGE SLOPES ARE 1:1 UNLESS SHOWN OTHERWISE.

NOTES:
1. DISTANCE WILL VARY TO REACH THE DESIRED ELEVATION AS ESTABLISHED BY THE DITCH GRADE. (SEE PROFILES AND CROSS SECTIONS)



PARTIAL TYPICAL SECTION NO. 15A

USE PARTIAL TYPICAL SECTION NO. 15A IN CONJUNCTION WITH TYPICAL SECTION NO. 15 FOR SBG LOCATIONS
 -Y1- STA. 18+50.00 TO STA. 18+68.49 (LT & RT)
 -Y1- STA. 20+94.51 TO STA. 21+15.00 (LT & RT)



PARTIAL TYPICAL SECTION NO. 17A

USE PARTIAL TYPICAL SECTION NO. 17A IN CONJUNCTION WITH TYPICAL SECTION NO. 17 FOR SBG LOCATIONS
 -Y2- STA. 18+75.00 TO STA. 18+92.68 (LT & RT)

Stantec
 Stantec Consulting Services Inc.
 801 Jones Franklin Road
 Suite 300
 Raleigh, NC 27606
 Tel. (919) 851-6866
 Fax. (919) 851-7024
 www.stantec.com
 License No. F-0672

PROJECT REFERENCE NO. R-2707D	SHEET NO. 2A-6
ROADWAY DESIGN ENGINEER Matthew B. Ferguson LICENSE NO. 044480	PAVEMENT DESIGN ENGINEER Joseph T. Holland LICENSE NO. 024964
4/24/2023	4/25/2023

DOCUMENT NOT CONSIDERED FINAL UNLESS ALL SIGNATURES COMPLETED

4/24/2023 c:\users\matferguson\documents\paveworking\dms42562\R2707D_R01_TYP.dgn matferguson