


18 CHANNEL CONFLICT MONITOR PROGRAMMING DETAIL

(remove jumpers and set switches as shown)

REMOVE DIODE JUMPERS 1-5, 1-6, 1-15, 2-5, 2-6, 2-15, 3-7, 3-8, 4-7, 4-8, 4-14, 6-15, 7-14 and 8-14.



REMOVE JUMPERS AS SHOWN

NOTES:

- Card is provided with all diode jumpers in place. Removal of any jumper allows its channels to run concurrently.
- Ensure jumpers SEL2-SEL5 and SEL9 are present on the monitor board.
- Ensure that Red Enable is active at all times during normal operation.
- Connect serial cable from conflict monitor to comm. port 1 of 2070 controller. Ensure conflict monitor communicates with 2070.

NOTES

- To prevent "flash-conflict" problems, insert red flash program blocks for all unused vehicle load switches in the output file. The installer shall verify that signal heads flash in accordance with the Signal Plans.
- Enable Simultaneous Gap-Out for all Phases.
- Program phases 2 and 6 for Variable Initial and Gap Reduction.
- Program phases 2 and 6 for Startup In Green.
- Program phases 2 and 6 for Yellow Flash.
- The cabinet and controller are part of the Winston Salem Signal System.

EQUIPMENT INFORMATION

CONTROLLER.....2070
 CABINET.....332 W/ AUX
 SOFTWARE.....ECONOLITE OASIS
 CABINET MOUNT.....BASE
 OUTPUT FILE POSITIONS...18 WITH AUX. OUTPUT FILE LOAD SWITCHES USED.....S1,S2,S4,S5,S6,S7, S8,S9,S10,S11
 PHASES USED.....1,2,3,4,4PED,5,6,6PED,7,8
 OVERLAP 'A'.....NOT USED
 OVERLAP 'B'.....NOT USED
 OVERLAP 'C'.....NOT USED
 OVERLAP 'D'.....NOT USED

SIGNAL HEAD HOOK-UP CHART

LOAD SWITCH NO.	S1	S2	S3	S4	S5	S6	S7	S8	S9	S10	S11	S12	AUX S1	AUX S2	AUX S3	AUX S4	AUX S5	AUX S6
CMU CHANNEL NO.	1	2	13	3	4	14	5	6	15	7	8	16	9	10	17	11	12	18
PHASE	1	2	2 PED	3	4	4 PED	5	6	6 PED	7	8	8 PED	OLA	OLB	SPARE	OLC	OLD	SPARE
SIGNAL HEAD NO.	11,12	82	21,22	22	31	41,42	51	42	61,62	71	62	81,82	NU	NU	NU	NU	NU	NU
RED		128				101			134			107						
YELLOW			129			102			135			108						
GREEN			130			103			136			109						
RED ARROW	125				116			131			122							
YELLOW ARROW	126	126			117	117		132	132		123	123						
GREEN ARROW	127	127			118	118		133	133		124	124						
Hand icon								104			119							
Walking person icon								106			121							

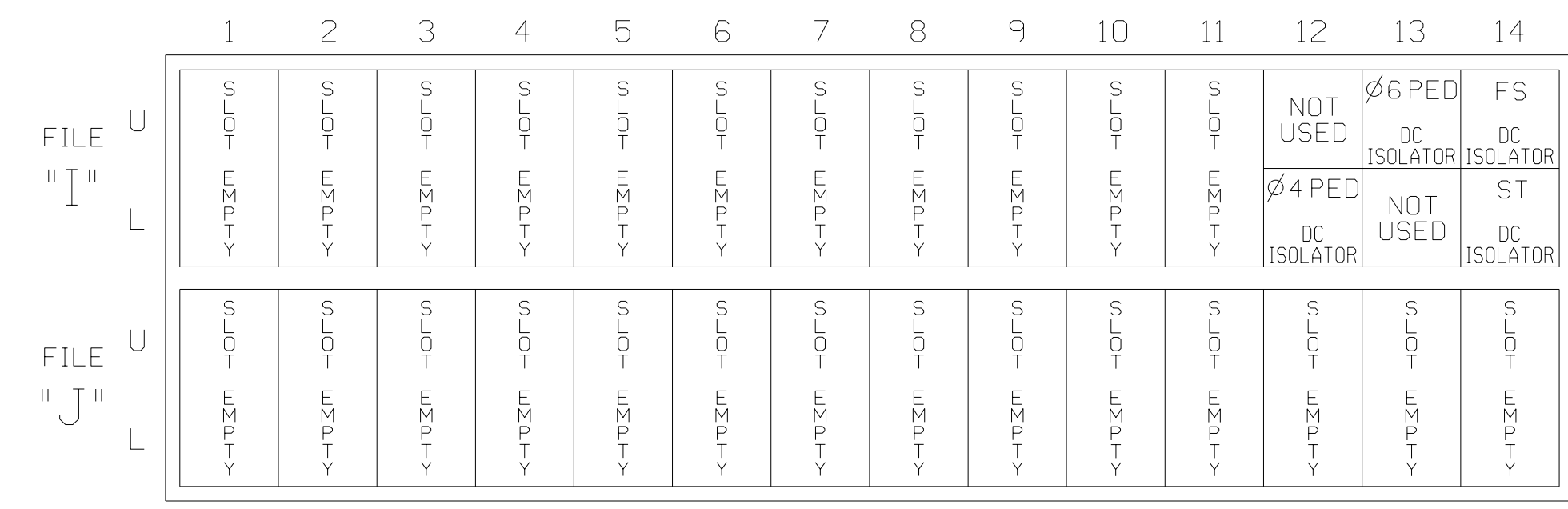
NU = Not Used

COUNTDOWN PEDESTRIAN SIGNAL OPERATION

Countdown Ped Signals are required to display timing only during Ped Clearance Interval. Consult Ped Signal Module user's manual for instructions on selecting this feature.

INPUT FILE POSITION LAYOUT

(front view)



EX.: 1A, 2A, ETC. = LOOP NO.'S


FS = FLASH SENSE
 ST = STOP TIME

INPUT FILE CONNECTION & PROGRAMMING CHART

LOOP NO.	LOOP TERMINAL	INPUT FILE POS.	PIN NO.	INPUT ASSIGNMENT NO.	DETECTOR NO.	NEMA PHASE	CALL	EXTEND	FULL TIME DELAY	STRETCH TIME	DELAY TIME
PED PUSH BUTTONS											
P41,P42	TB8-5,6	I12L	69	31	PED 4	4 PED					
P61,P62	TB8-7,9	I13U	68	30	PED 6	6 PED					

NOTE:
 INSTALL DC ISOLATORS IN INPUT FILE SLOTS I12 AND I13.

INPUT FILE POSITION LEGEND: J2L



SPECIAL DETECTOR NOTE

Install a video detection system for vehicle detection. Perform installation according to manufacturer's directions and NCDOT engineer approved mounting locations to accomplish the detection schemes shown on the Signal Design Plans.

ADVANCED WALK NOTE

From Main Menu press '2' (Phase Control), then '1' (Phase Control Functions). Program phase 4 and 6 for 'Advanced Walk'. Make sure the Walk Advance Time shown on the Signal Design plans are programmed in the 'Phase Timing' menu.

THIS ELECTRICAL DETAIL IS FOR THE SIGNAL DESIGN: 09-0557T3
 DESIGNED: March 2023
 SEALED: April 25, 2023
 REVISED:

4/25/2023 0:30:35.0.DOC, 1246C_U-2729*Traffic*Signal*09-0557*260_360_090557-20230425e-13.dgn User:STDB627

MOTT MACDONALD
 7621 Pur Foy Road
 Suite 115
 Fuquay-Varina, NC 27526
 www.mottmac.com
 License No. F-0669

ELECTRICAL AND PROGRAMMING DETAILS FOR:
 Russell W. Thompson
 750 N. Greenfield Pkwy, Garner, NC 27529

SR 4000 (University Parkway) at SR 1672 (Hanes Mill Rd)
 Division 9 Forsyth County Winston-Salem
 PLAN DATE: March 2023 REVIEWED BY: RW Thompson
 PREPARED BY: LD Stouchko REVIEWED BY:

DOCUMENT NOT CONSIDERED FINAL UNLESS ALL SIGNATURES COMPLETED

Russell W. Thompson
 1988B0398B404
 DATE: _____
 SIG. INVENTORY NO. 09-0557T3