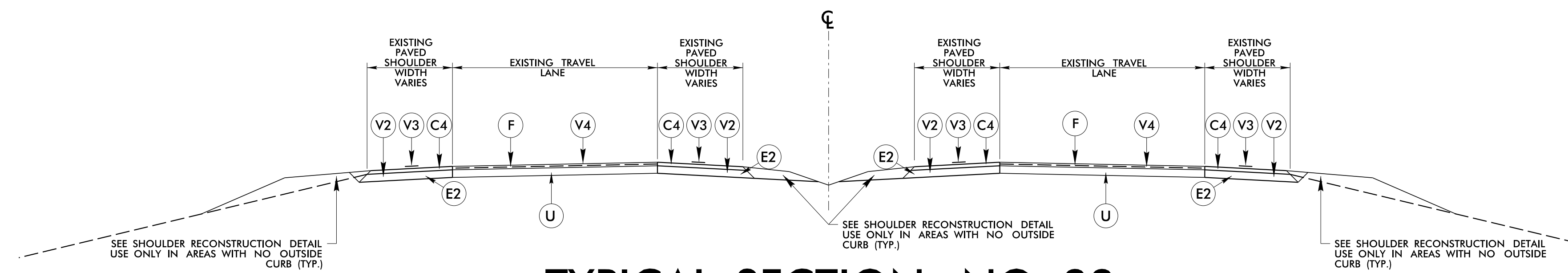


PROJECT REFERENCE NO. U-2729	SHEET NO. 2A-8
ROADWAY DESIGN ENGINEER NORTH CAROLINA PROFESSIONAL SEAL 22606 DAVID G. WALLER	PAVEMENT DESIGN ENGINEER NORTH CAROLINA PROFESSIONAL SEAL 18969 COWIE K. JAMES
DOCUMENT NOT CONSIDERED FINAL UNLESS ALL SIGNATURES COMPLETED	
Prepared in the Office of:	

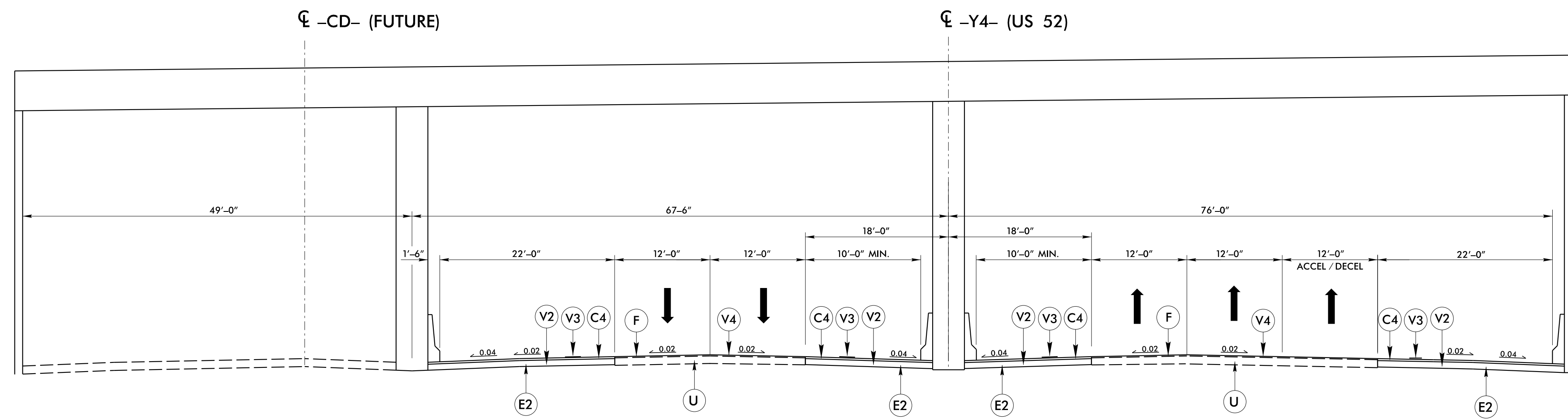
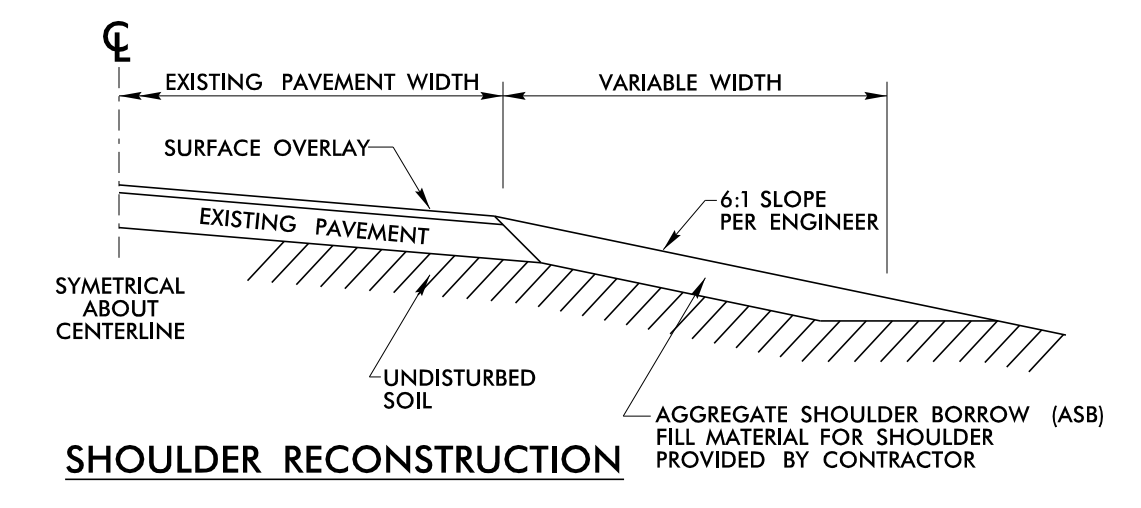


TYPICAL SECTION NO. 22

USE TYPICAL SECTION NO. 22

- Y4- STA. 65 + 62.87 TO 72 + 00.00
- Y4- STA. 66 + 48.16 TO 72 + 00.00
- RPA- STA. 11 + 63.35 TO 17 + 50.00
- RPB- STA. 13 + 06.07 TO 23 + 50.00
- LPA- STA. 10 + 50.25 TO 13 + 50.00
- LPB- STA. 11 + 50.00 TO 15 + 50.00

* ON RAMPS WHERE CONCRETE PAVED SHOULDERS EXIST, DO NOT REMOVE AND REPLACE. ONLY MILL TOP AND FILL WITH SURFACE



TYPICAL SECTION -Y4- UNDER STRUCTURE

USE TYPICAL SECTION

-Y4- STA. 65 + 62.87 TO 66 + 48.16

PAVEMENT SCHEDULE	
C4	1 1/2" S9.5C
E2	4 1/2" B25.0C
F	5/8" UTBWC
V2	6" MILL
V3	MILLED RUMBLE STRIP
V4	5/8" FINE MILLING
T	EARTH MATERIAL
U	EXIST. PAVEMENT