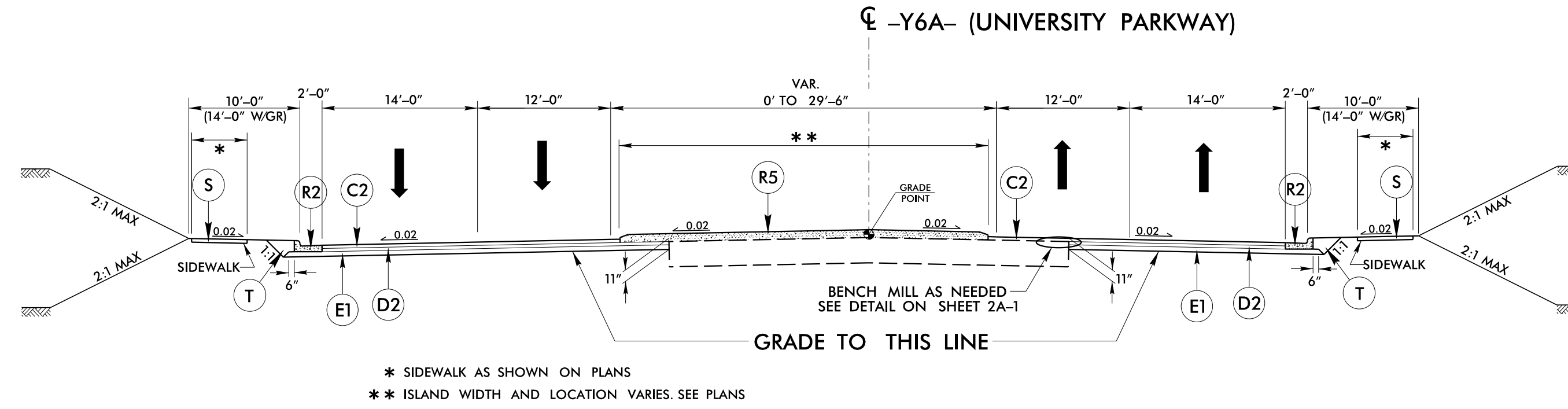
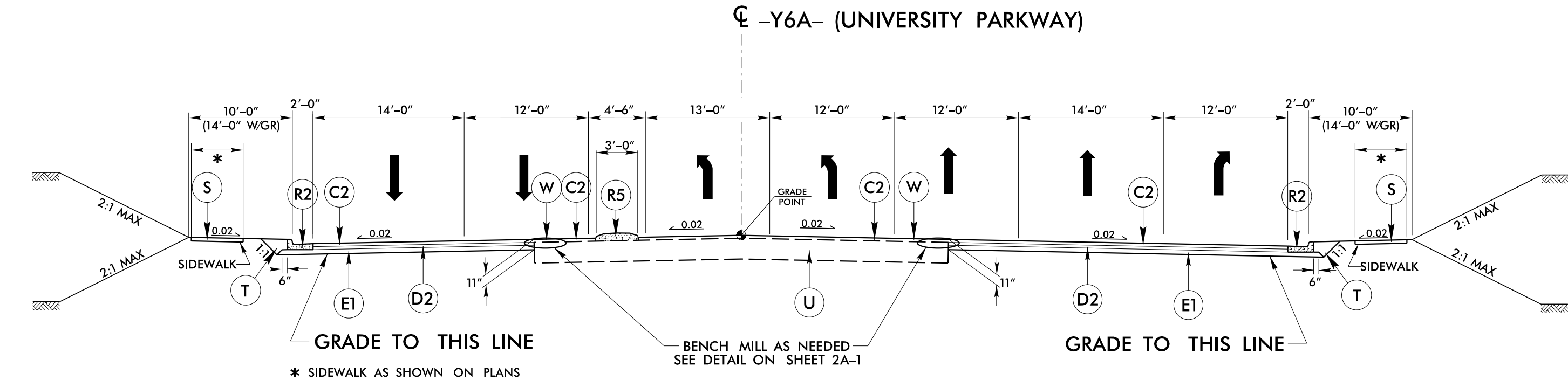


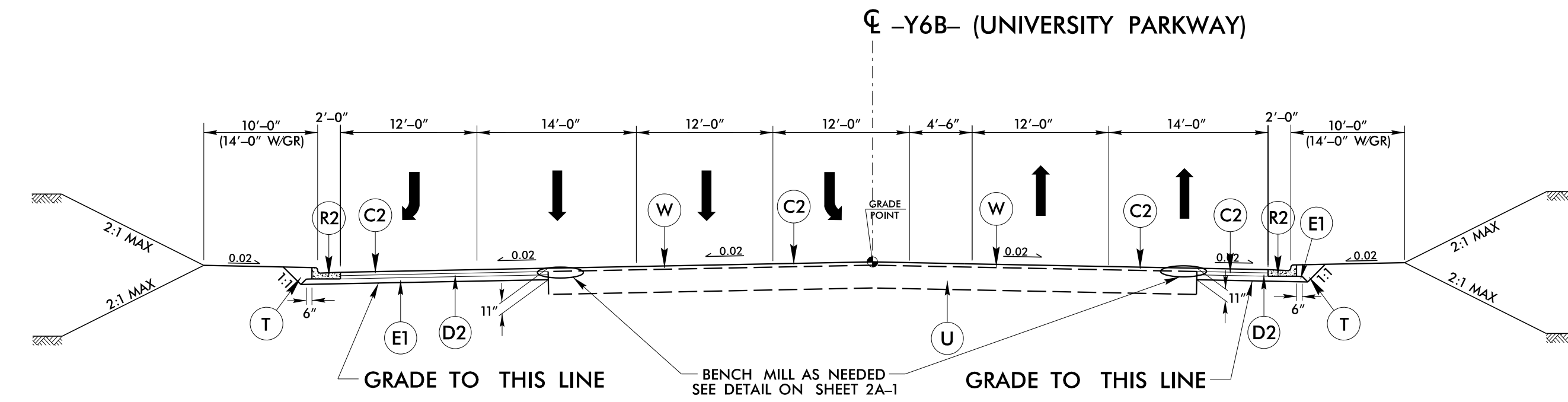
| | |
|--|---|
| PROJECT REFERENCE NO. U-2729 | SHEET NO. 2A-5 |
| ROADWAY DESIGN ENGINEER DAVID G. WALLER SEAL 22606 653418ZCEEDMCO | PAVEMENT DESIGN ENGINEER CONNIE K. JAMES SEAL 18969 39F99EA3DFB486 |
| DOCUMENT NOT CONSIDERED FINAL UNLESS ALL SIGNATURES COMPLETED | |
| Prepared in the Office of: | Mott MacDonald I & E, LLC 7621 Purfoy Road, Suite 115 Fuquay-Varina, NC 27526 www.mottmac.com NC License No. F-0669 |



TYPICAL SECTION NO. 10
USE TYPICAL SECTION NO. 10
-Y6A- STA. 11+00.00 TO 14+80.00



TYPICAL SECTION NO. 11
USE TYPICAL SECTION NO. 11
-Y6A- STA. 14+80.00 TO 17+61.50



TYPICAL SECTION NO. 12
USE TYPICAL SECTION NO. 12
-Y6B- STA. 10+52.77 TO 14+25.00

| PAVEMENT SCHEDULE | |
|-------------------|----------------------------|
| A1 | 9" CONCRETE APRON |
| C1 | 1.5" S9.5B |
| C2 | 3" S9.5B |
| C3 | VAR. S9.5B |
| D1 | 2.5" I19.0C |
| D2 | 4" I19.0C |
| D3 | VAR. I19.0C |
| E1 | 4" B25.0C |
| E3 | VAR. B25.0C |
| R1 | 1' 6" C & G |
| R2 | 2'-6" C & G |
| R3 | 2'-6" C & G MODIFIED |
| R4 | 2' MODIFIED VALLEY GUTTER |
| R5 | 5" MONO. ISLAND (KEYED IN) |
| S | 4" SIDEWALK |
| T | EARTH MATERIAL |
| U | EXIST. PAVEMENT |
| V | MILLING |
| W | WEDGING |