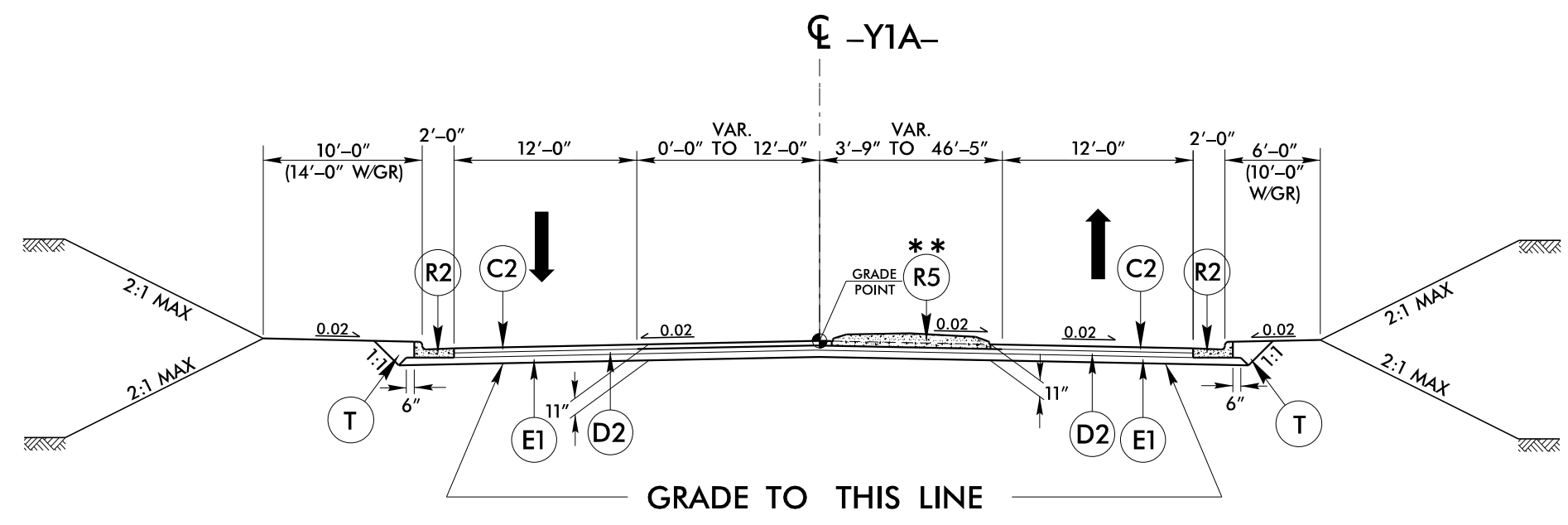
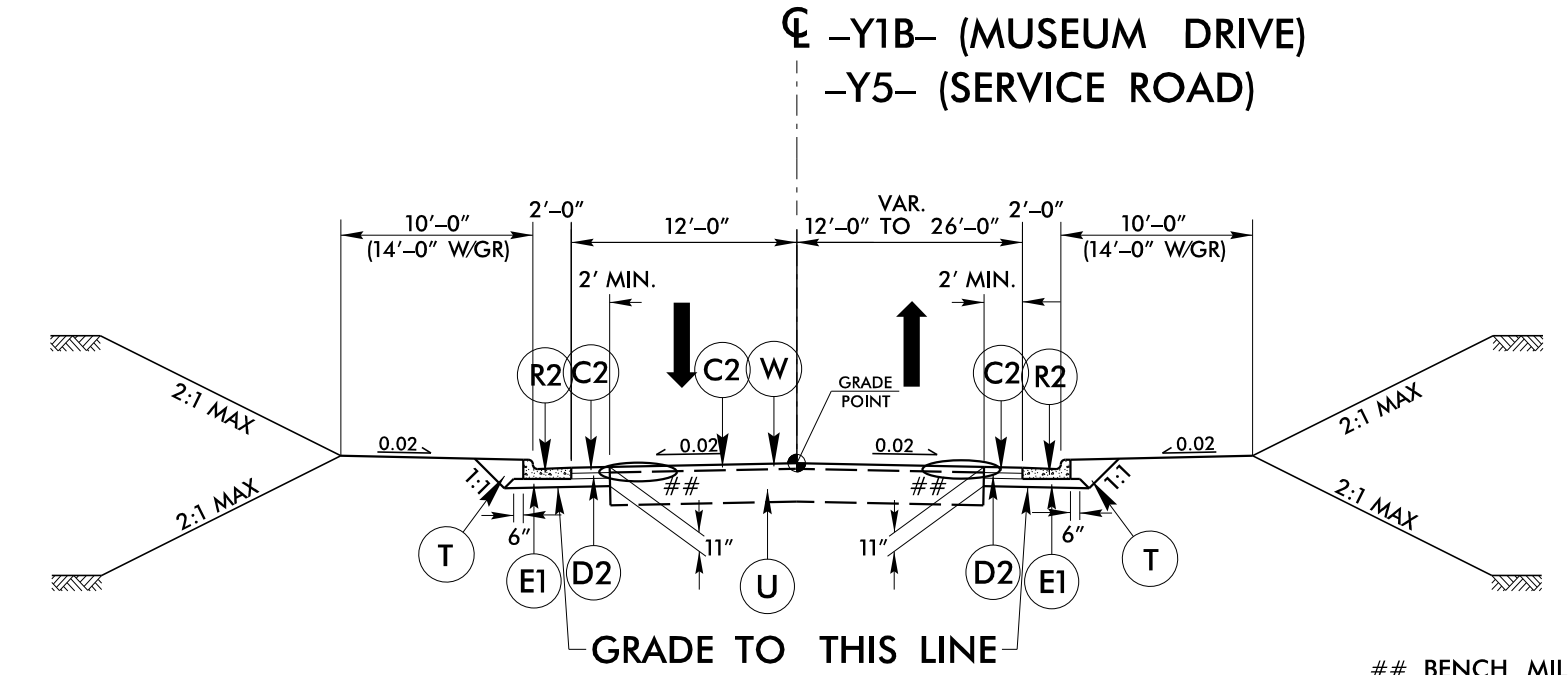


PROJECT REFERENCE NO. U-2729	SHEET NO. 2A-4
ROADWAY DESIGN ENGINEER NORTH CAROLINA PROFESSIONAL SEAL 22606 David C. Waller 653418F2ECED4C0...	PAVEMENT DESIGN ENGINEER NORTH CAROLINA PROFESSIONAL SEAL 18969 Mott MacDonald 39F99EA3D9FB486...
DOCUMENT NOT CONSIDERED FINAL UNLESS ALL SIGNATURES COMPLETED	
Prepared in the Office of:	Mott MacDonald I & E, LLC 7621 Purfoy Road, Suite 115 Fuquay-Varina, NC 27526 www.mottmac.com NC License No. F-0669



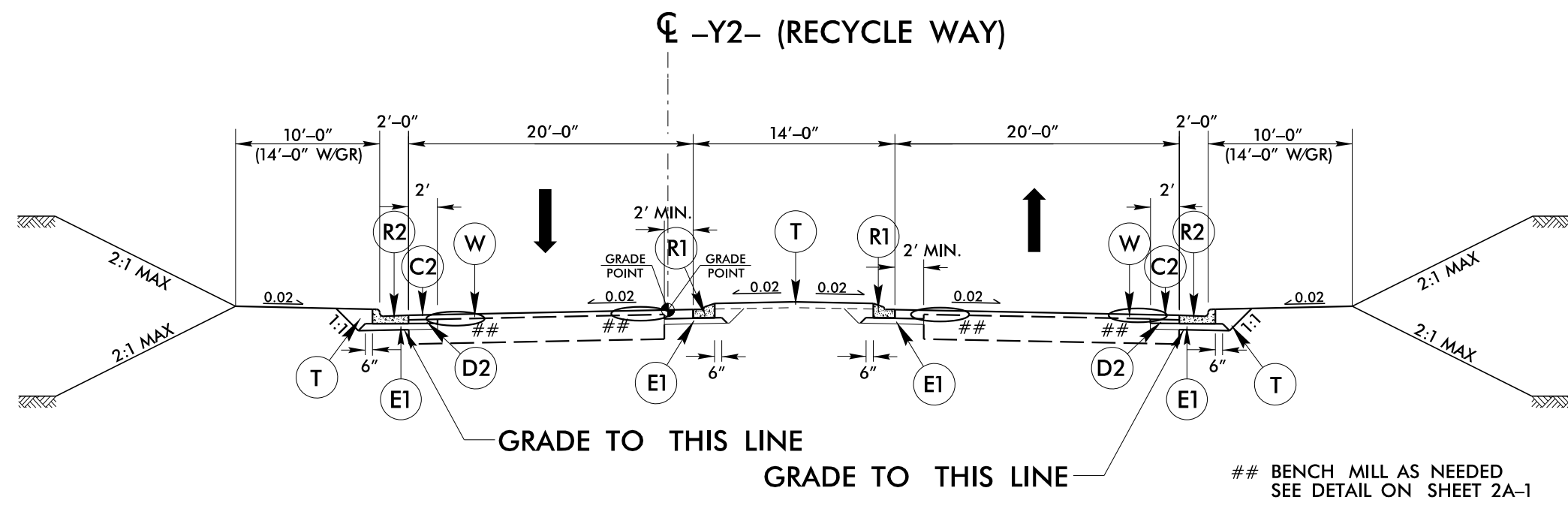
** ISLAND WIDTH AND LOCATION VARIES. SEE PLANS

TYPICAL SECTION NO. 7
USE TYPICAL SECTION NO. 7
-Y1A- STA. 9 + 50.00 TO 12 + 39.27



BENCH MILL AS NEEDED SEE DETAIL ON SHEET 2A-1

TYPICAL SECTION NO. 8
USE TYPICAL SECTION NO. 8
-Y1B- STA. 10 + 31.00 TO 11 + 50.00
-Y5- STA. 10 + 34.92 TO 11 + 76.22



BENCH MILL AS NEEDED SEE DETAIL ON SHEET 2A-1

TYPICAL SECTION NO. 9
USE TYPICAL SECTION NO. 9
-Y2- STA. 11 + 26.16 TO 12 + 28.89

PAVEMENT SCHEDULE	
A1	9" CONCRETE APRON
C1	1.5" S9.5B
C2	3" S9.5B
C3	VAR. S9.5B
D1	2.5" I19.0C
D2	4" I19.0C
D3	VAR. I19.0C
E1	4" B25.0C
E3	VAR. B25.0C
R1	1' 6" C & G
R2	2'-6" C & G
R3	2'-6" C & G MODIFIED
R4	2' MODIFIED VALLEY GUTTER
R5	5" MONO. ISLAND (KEYED IN)
S	4" SIDEWALK
T	EARTH MATERIAL
U	EXIST. PAVEMENT
V	MILLING
W	WEDGING