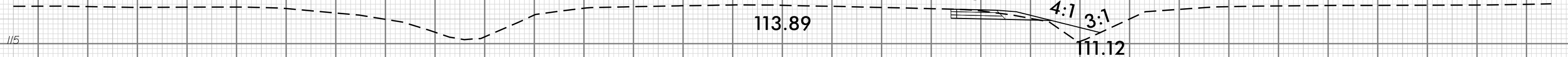


75 70 65 60 55 50 45 40 35 30 25 20 15 10 5 0 5 10 15 20 25 30 35 40 45 50 55 60 65 70 75

END CONSTRUCTION -Y- 11+08.62



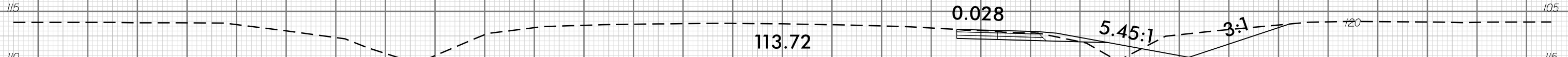
113.89

4:1 3:1

111.12

115 110 105 115 110 105

11+00.00



113.72

0.028

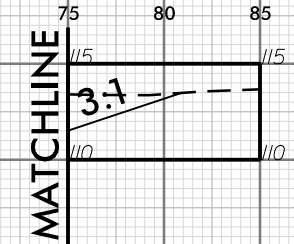
5.45:1

3:1

110.33

115 110 105 115 110 105

10+75.00



MATCHLINE

3:1

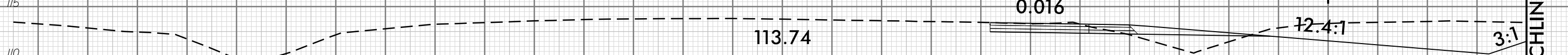
105 115 110 105 115 110 105

113.74

0.016

12.4:1

110.25



105 115 110 105 115 110 105

BEGIN CONSTRUCTION -Y- 10+00.00

10+50.00

-Y-

MATCHLINE

3:1