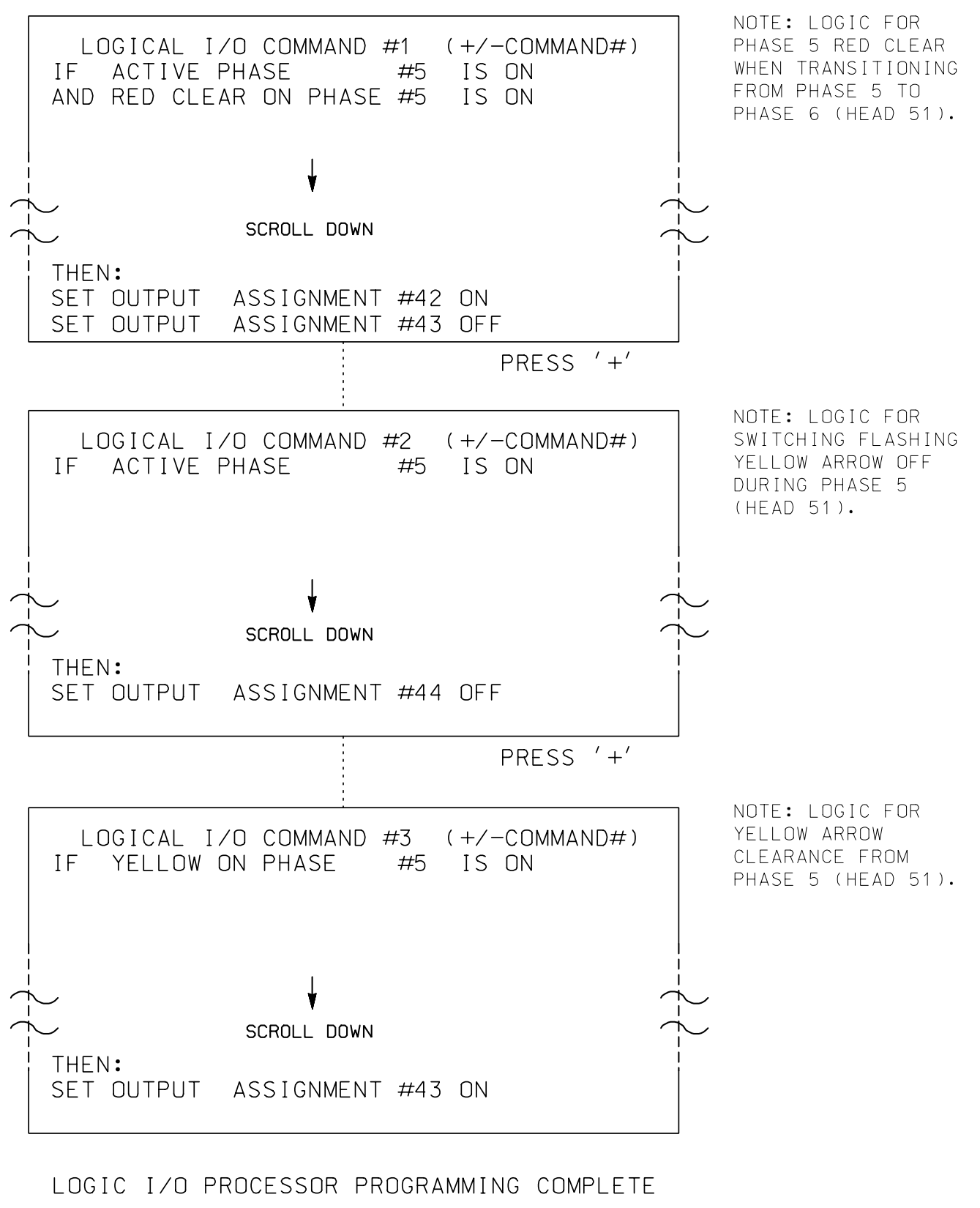


LOGICAL I/O PROCESSOR PROGRAMMING DETAIL TO PRODUCE SPECIAL FYA-PPLT SIGNAL SEQUENCE

(program controller as shown below)

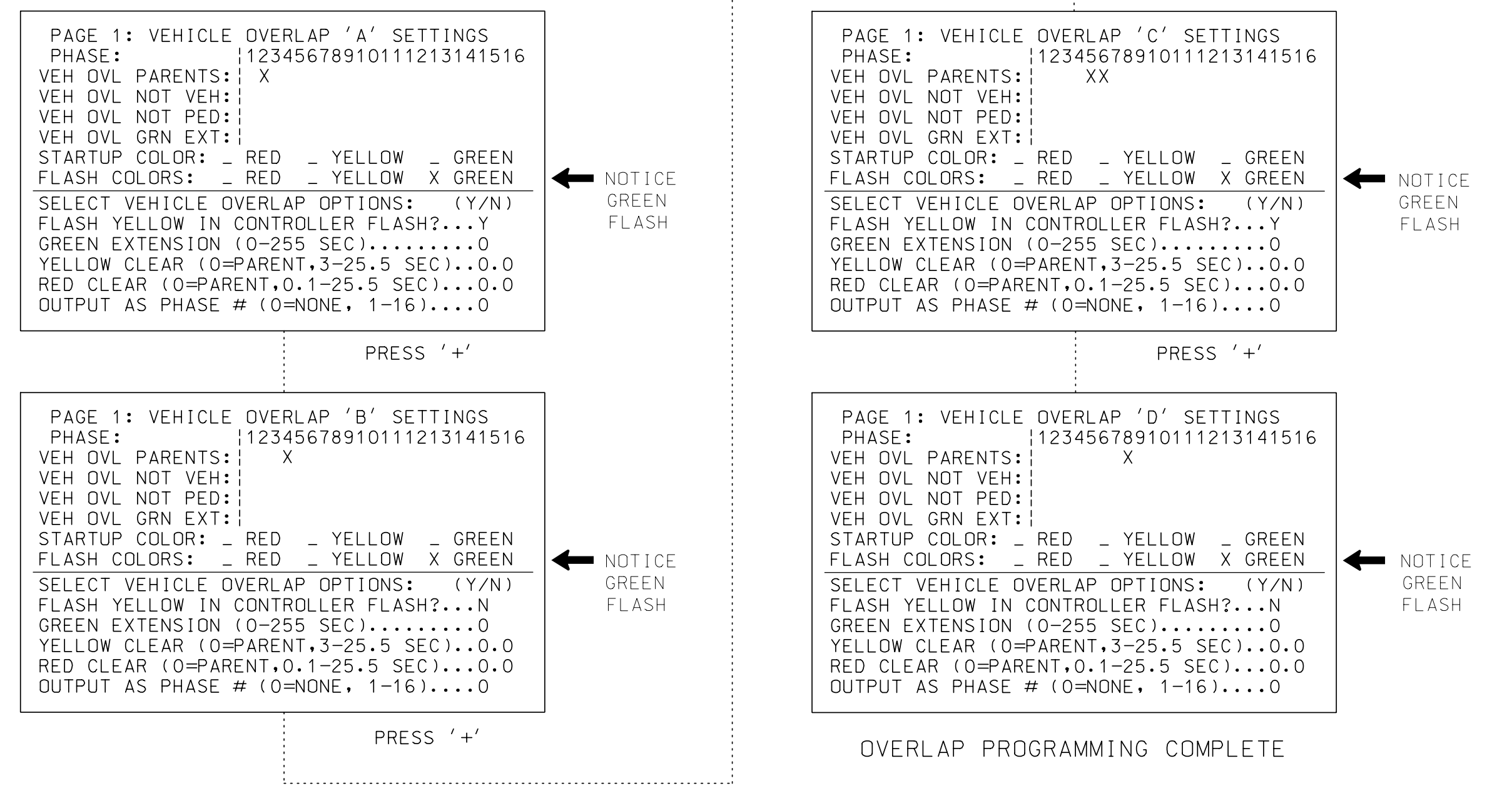
- FROM MAIN MENU PRESS '2' (PHASE CONTROL), THEN '1' (PHASE CONTROL FUNCTIONS). SCROLL TO THE BOTTOM OF THE MENU AND ENABLE ACT LOGIC COMMANDS 1, 2, AND 3.
- FROM MAIN MENU PRESS '6' (OUTPUTS), THEN '3' (LOGICAL I/O PROCESSOR).



OUTPUT REFERENCE SCHEDULE	
OUTPUT 42 =	Overlap C Red
OUTPUT 43 =	Overlap C Yellow
OUTPUT 44 =	Overlap C Green

OVERLAP PROGRAMMING DETAIL (program controller as shown below)

FROM MAIN MENU PRESS '8' (OVERLAPS), THEN '1' (VEHICLE OVERLAP SETTINGS).



FLASHER CIRCUIT MODIFICATION DETAIL

IN ORDER TO ENSURE THAT SIGNALS FLASH CONCURRENTLY ON THE SAME APPROACH, MAKE THE FOLLOWING FLASHER CIRCUIT CHANGES:

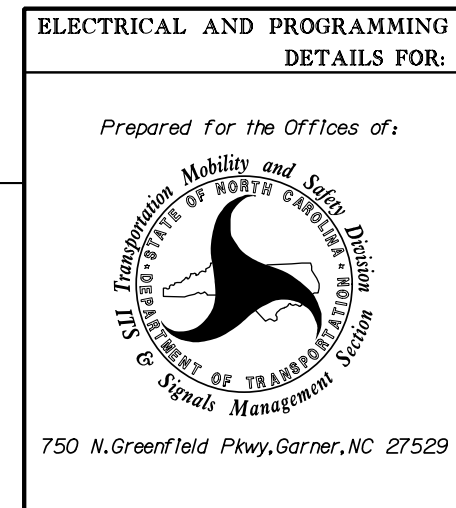
- ON REAR OF PDA - REMOVE WIRE FROM TERM. T2-4 AND TERMINATE ON T2-2.
- ON REAR OF PDA - REMOVE WIRE FROM TERM. T2-5 AND TERMINATE ON T2-3.
- REMOVE FLASHER UNIT 2.

THE CHANGES LISTED ABOVE TIES ALL PHASES AND OVERLAPS TO FLASHER UNIT 1.

THIS ELECTRICAL DETAIL IS FOR THE SIGNAL DESIGN: 04-1317
DESIGNED: June 2022
SEALED: 03/29/23
REVISED: N/A

Electrical Detail - Sheet 2 of 2

PLANS PREPARED BY:
wsp
1001 Morehead Square Drive, Suite 610
Charlotte, NC 28203
NC LICENSE NO. F-0165



ELECTRICAL AND PROGRAMMING DETAILS FOR:		NC 111 (Wilson Street)/NC 122 at NC 122 (McNair Road)/SR 1344 (Sara Lee Road)	
Prepared For the Offices of:	Division 4	Edgecombe County	Tarboro
PLAN DATE: June 2022	REVIEWED BY: D. Moss	PREPARED BY: K. Dixon	REVIEWED BY:
REVISIONS			
INIT.	DATE		

DOCUMENT NOT CONSIDERED FINAL UNLESS ALL SIGNATURES COMPLETED

SEAL
Katelyn P. Dixon
03/29/23
DATE
SIG. INVENTORY NO. 04-1317

2/29/2023 10:00:00 AM C:\Users\kdp1001\Documents\Projects\04-1317\sm\le_e_dnote.dgn