


TIP PROJECT: R-2561CA

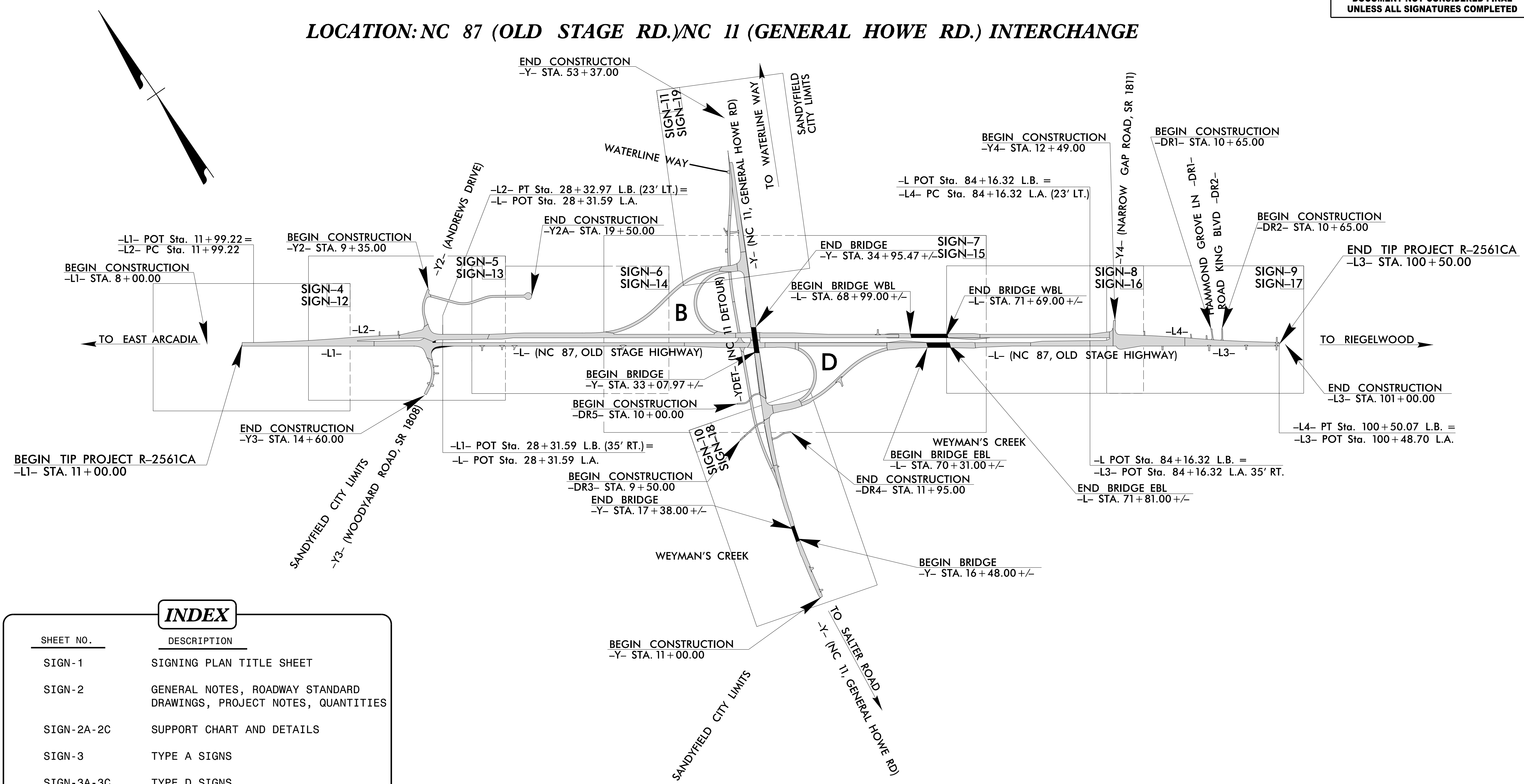
CONTRACT: -

**STATE OF NORTH CAROLINA
DEPARTMENT OF TRANSPORTATION**

**SIGNING PLAN
COLUMBUS COUNTY**

LOCATION: NC 87 (OLD STAGE RD.)/NC 11 (GENERAL HOWE RD.) INTERCHANGE

TIP NO. R-2561CA	SHEET NO. SIGN-1
APPROVED: _____	
DATE: _____	
	
DOCUMENT NOT CONSIDERED FINAL UNLESS ALL SIGNATURES COMPLETED	



INDEX

SHEET NO.	DESCRIPTION
SIGN-1	SIGNING PLAN TITLE SHEET
SIGN-2	GENERAL NOTES, ROADWAY STANDARD DRAWINGS, PROJECT NOTES, QUANTITIES
SIGN-2A-2C	SUPPORT CHART AND DETAILS
SIGN-3	TYPE A SIGNS
SIGN-3A-3C	TYPE D SIGNS
SIGN-3D	TYPE E SIGNS
SIGN-3E	TYPE F SIGNS
SIGN-4-11	EXISTING SIGNS
SIGN-12-19	PROPOSED SIGNS

PLAN PREPARED BY:
SEPI, INC.

<u>Steve Miller, PE</u>	PROJECT MANAGER
<u>John Bauman, PE</u>	DESIGN ENGINEER



1 Glenwood Avenue
Raleigh, NC 27603
Tel: 919.789.9977
Fax: 919.789.9591
License: C-2197

8/14/2022 X:\2018\SEPI\B.079.000\R-2561CA\TP\Trf\Fic\Signing\VR-2561CA_SIGN-1.dgn

APPROVED: _____
 DATE: _____



**DOCUMENT NOT CONSIDERED FINAL
 UNLESS ALL SIGNATURES COMPLETED**

GENERAL NOTES

THE FOLLOWING GENERAL NOTES APPLY AT ALL TIMES FOR THE DURATION OF THE CONSTRUCTION PROJECT, EXCEPT WHEN OTHERWISE NOTED IN THE PLAN, OR DIRECTED BY THE ENGINEER.

- . SIGNS FURNISHED BY STATE
- . CONFIRM IN WRITING AT LEAST 4 MONTHS IN ADVANCE, THE ACTUAL DATE THE DEPARTMENT FURNISHED SIGNS WILL BE REQUIRED.
- . ALL TYPE 'D' SIGNS SHALL BE MOUNTED ON TWO U-CHANNEL POSTS UNLESS OTHERWISE INDICATED ON THE PLANS.
- . IF REMOVAL OR RELOCATION OF SIGNS ON PRIVATE STREET (NON-STATE MAINTAINED) IS REQUIRED DUE TO CONSTRUCTION, THE CONTRACTOR SHALL INFORM THE ENGINEER. THE WORK WILL BE COMPLETED BY OTHERS.
- . WHEN NOT STATIONED OR DIMENSIONED ON PLANS, ALL 'E' AND 'F' SIGNS SHALL BE FIELD LOCATED BY THE ENGINEER.
- . ALL EXISTING SIGNS ON "U" CHANNEL POST WITHIN THE PROJECT LIMITS SHALL BE REMOVED AND DISPOSED OF UNLESS OTHERWISE NOTED ON PLANS.
- . WHEN EXISTING SIGNS ARE REMOVED AND INSTALLED ON NEW SUPPORTS, THE RE-ERECTION SHALL IMMEDIATELY FOLLOW THE REMOVAL.
- . THE BACKGROUND FOR TYPE E & F SIGNS SHALL BE GRADE C REFLECTIVE SHEETING.
- . SEE ROADWAY PLANS FOR GUARD/GUIDE RAIL DETAILS.

ROADWAY STANDARD DRAWINGS

THE FOLLOWING ROADWAY STANDARDS AS APPEAR IN "ROADWAY STANDARD DRAWINGS" - PROJECT SERVICES UNIT - N.C. DEPARTMENT OF TRANSPORTATION - RALEIGH, N.C., DATED JANUARY 2018 ARE APPLICABLE TO THIS PROJECT AND BY REFERENCE HEREBY ARE CONSIDERED A PART OF THESE PLANS:

STD. NO.	TITLE
901.10	TYPE 'A' SIGNS
901.50	ARROWS AND SHIELDS
901.70	SIGN STRINGERS AND SUPPORT SPACING
901.80	SIGN MOUNTING DETAILS - FOR TYPE A AND TYPE B SIGNS
903.10	GROUND MOUNTED SIGN SUPPORTS
904.10	ORIENTATION OF GROUND MOUNTED SIGNS
904.20	SECONDARY SIGN MOUNTING
904.30	SUPPLEMENTAL SIGN MOUNTING
904.50	MOUNTING OF TYPE 'D', 'E' AND 'F' SIGNS ON 'U' CHANNEL POSTS

SUMMARY OF QUANTITIES

ITEM NO.		ITEM DESCRIPTION	QUANTITY	UNIT
DESC. NO.	SECT. NO.			
4048000000	902	REINFORCED CONCRETE SIGN FOUNDATION	4	CY
4060000000	903	SUPPORTS, BREAKAWAY STEEL BEAM	3,112	LB.
4072000000	903	SUPPORTS, 3 LB STEEL U-CHANNEL	1,750	LF
4096000000	904	SIGN ERECTION, TYPE D	7	EA
4102000000	904	SIGN ERECTION, TYPE E	79	EA
4108000000	904	SIGN ERECTION, TYPE F	15	EA
4110000000	904	SIGN ERECTION, TYPE A (GROUND MOUNTED)	6	EA
4155000000	907	DISPOSAL OF SIGN SYSTEM, U-CHANNEL	47	EA

PROJECT NOTES

- 1. DISPOSAL OF SIGN SYSTEM, U-CHANNEL

8/11/2018 8:51:18 AM S:\E\B\079\00_R-2561CA\TP\T-0\Fic\Signing\R-2561CA_SIGN-2.dgn



1 Glenwood Avenue
 Raleigh, NC 27603
 Tel: 919.789.9977
 Fax: 919.789.9591
 License: C-2197

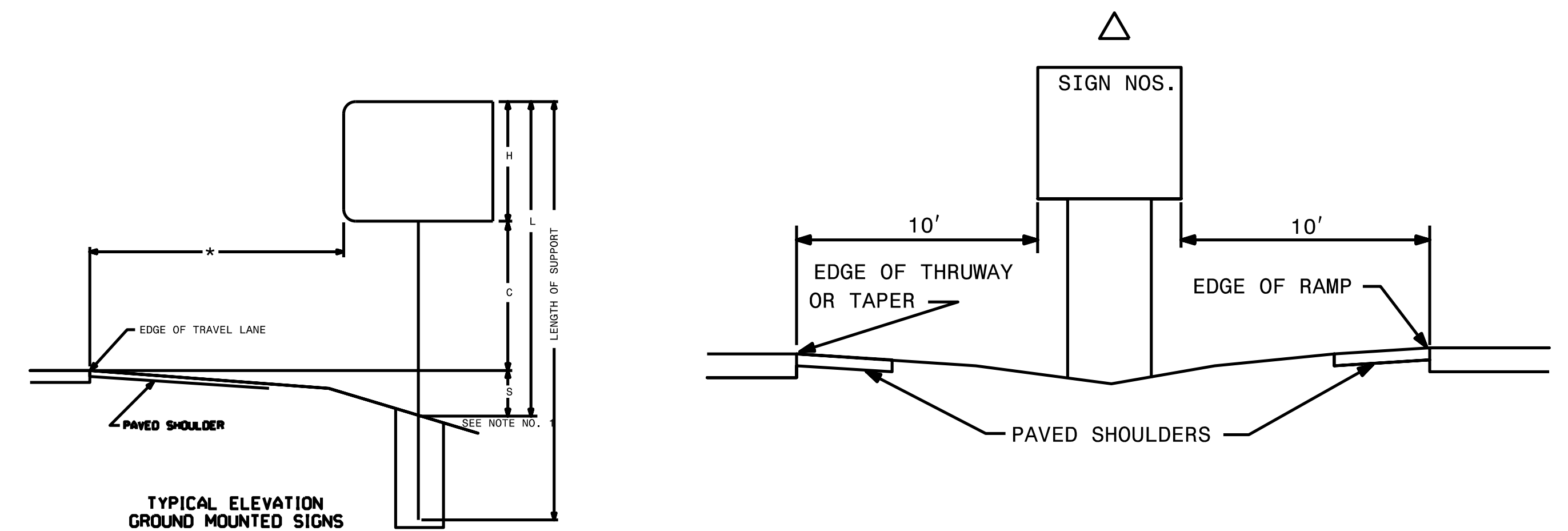
**GENERAL NOTES, ROADWAY
 STANDARD DRAWINGS, PROJECT
 NOTES, QUANTITIES**

Version: 3.1 Posted: 6/2/2017

NUMBER	TYPE	SIGN SIZE (in.)			ROADWAY STATION	NUMBER OF SUPPORTS	BEAM SECTION	SUPPORT TYPE BA or S	OMNI COUPLER	ATTACHMENT METHOD	MOUNTING METHOD	HORIZONTAL CLEARANCE* (ft.)	SUPPORT SPACING	LENGTH (ft)			LEFT SUPPORT (ft)			CENTER SUPPORT (ft)			RIGHT SUPPORT (ft)			SUPPORT WEIGHTS		FOOTINGS				FIELD VERIFIED SEE NOTE 2 (mm/dd/yy)
		w	x	h										SNS HT	MTG HT	EMB-D	S	L	LENGTH	S	L	LENGTH	S	L	LENGTH	B/A (lbs.)	SIMPLE (lbs.)	DIAMETER (ft.)	DEPTH (ft.)	REINFORCED (c.y.)	PLAIN (c.y.)	
101	A	144	x	156	49+00	2	W6x16	BA	YES	N/A	N/A	40.00	7.03	13.00	7.00	0.0	2.00	22.00	22.00	0.00	0.00	0.00	1.80	21.80	21.80	700.80	0	1.5	5	0.65	0.00	
102	A	144	x	156	61+50	2	W6x16	BA	YES	N/A	N/A	40.00	7.03	13.00	7.00	0.0	2.50	22.50	22.50	0.00	0.00	0.00	2.00	22.00	22.00	712.00	0	1.5	5	0.65	0.00	
103	A	156	x	156	32+32	2	W6x16	BA	YES	N/A	N/A	12.00	7.62	13.00	7.00	0.0	1.60	21.60	21.60	0.00	0.00	0.00	1.90	21.90	21.90	696.00	0	1.5	5	0.65	0.00	
104	A	156	x	156	77+70	2	W6x16	BA	YES	N/A	N/A	12.00	7.62	13.00	7.00	0.0	2.00	22.00	22.00	0.00	0.00	0.00	2.30	22.30	22.30	708.80	0	1.5	5	0.65	0.00	
201	A	72	x	60	-LPB- 12+41	2	S3x5.7	BA	YES	N/A	N/A	Δ	3.52	5.00	7.00	0.0	1.20	13.20	13.20	0.00	0.00	0.00	1.10	13.10	13.10	149.91	0	1.5	2.5	0.33	0.00	
202	A	72	x	60	-LPD- 12+00	2	S3x5.7	BA	YES	N/A	N/A	Δ	3.52	5.00	7.00	0.0	0.70	12.70	12.70	0.00	0.00	0.00	0.50	12.50	12.50	143.64	0	1.5	2.5	0.33	0.00	
														TOTAL			TOTAL		TOTAL				TOTAL									
														3111.15			0.00		3.27				0.00									
														USE: 3112.00			0.00		4.00				0.00									

NOTES

- DIMENSION "S" REPRESENTS AN INCREASE (+), OR A DECREASE (-) IN POLE LENGTH, RELATIVE TO THE ELEVATION OF THE EDGE OF PAVEMENT.
- FIELD VERIFICATIONS SHALL BE REQUIRED FOR ALL SUPPORTS, SEE (*) ARTICLE 903-3. FABRICATORS SHALL BE AISC CERTIFIED IN CATEGORY 1, SEE (*) ARTICLE 1072-1. (*) = N.C.D.O.T. STANDARD SPECIFICATIONS FOR ROADS AND STRUCTURES
- PLAN LOCATIONS FOR EXISTING UTILITIES ARE BASED ON THE BEST AVAILABLE INFORMATION AND, THEREFORE MAY NOT BE PRECISELY ACCURATE. THEREFORE, IT IS INCUMBENT UPON THE CONTRACTOR TO DETERMINE THE EXACT LOCATION OF UTILITIES BEFORE BEGINNING WORK IN A LOCATION.



SEPI
 1 Glenwood Avenue
 Raleigh, NC 27603
 Tel: 919.789.9977
 Fax: 919.789.9591
 License: C-2197

TYPE "A" AND TYPE "B" GROUND MOUNTED SIGNS

8/1/2018 8:51:18 AM S:\EIB\079_00_R-2561CA\TP\T-r-offic\Signing\R-2561CA_SIGN-2A.dgn
 10:00 AM



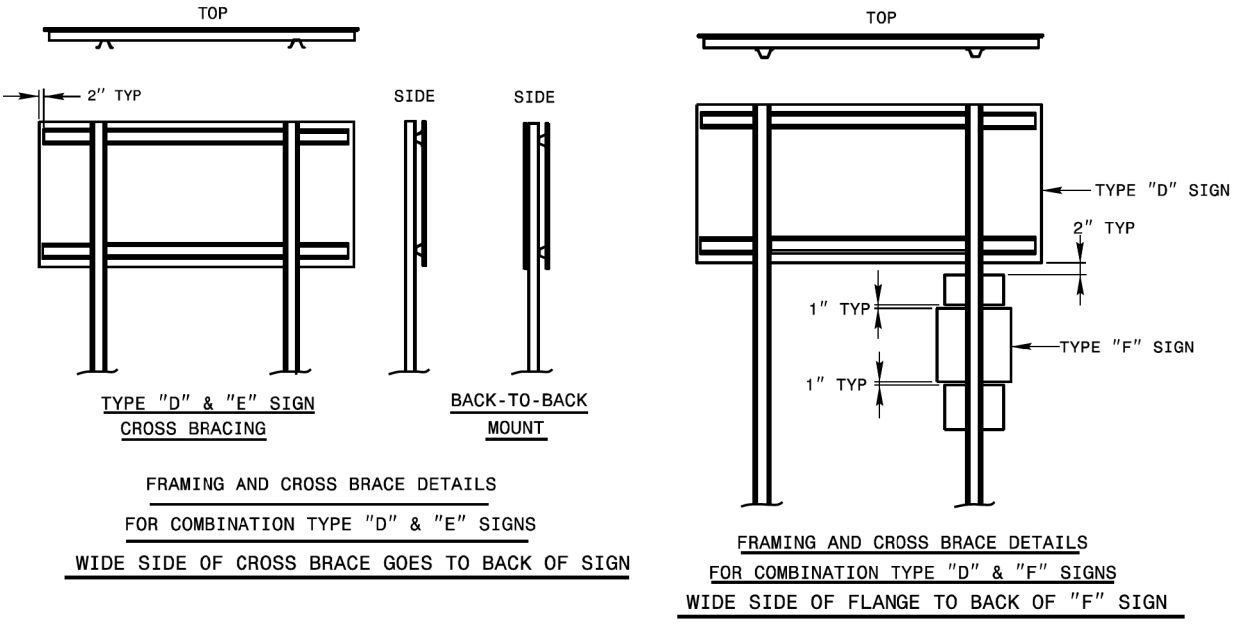
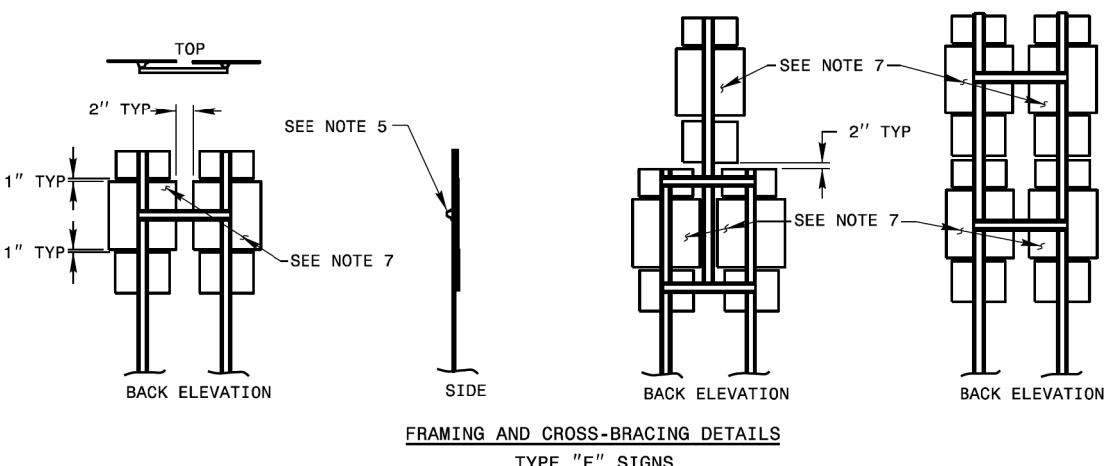
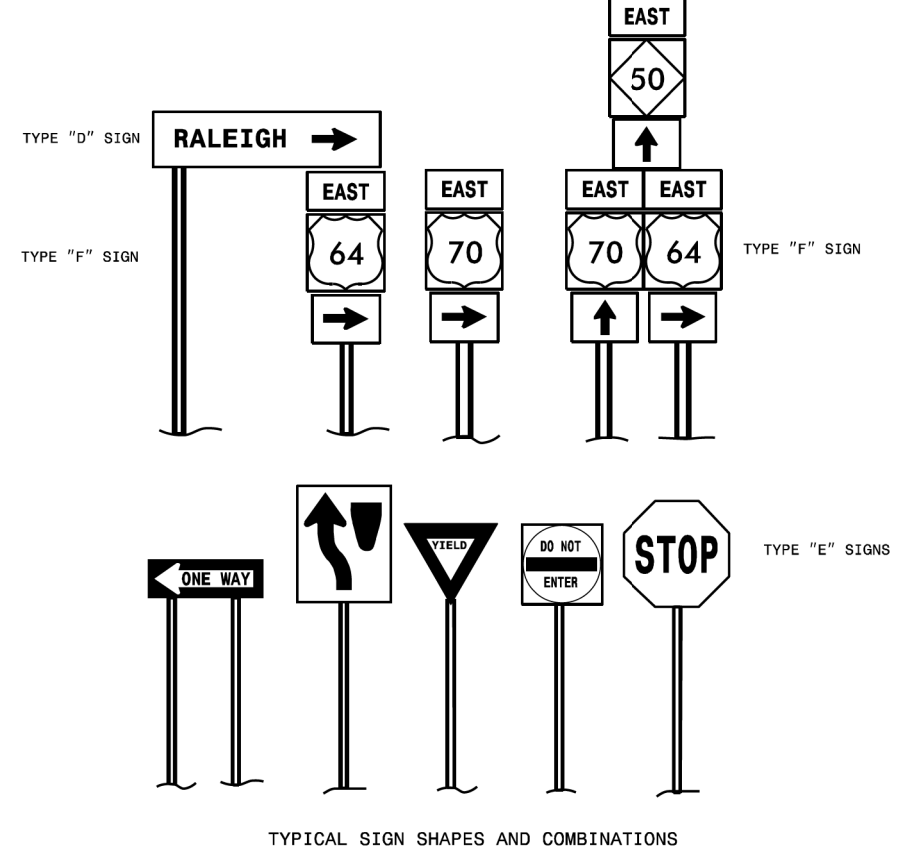
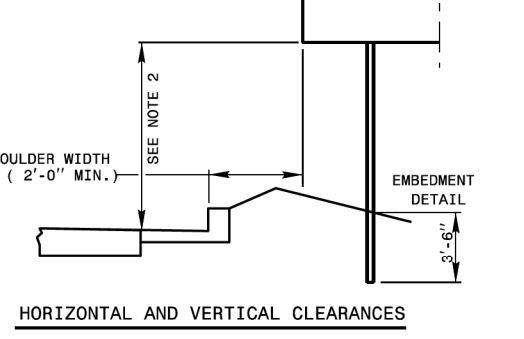
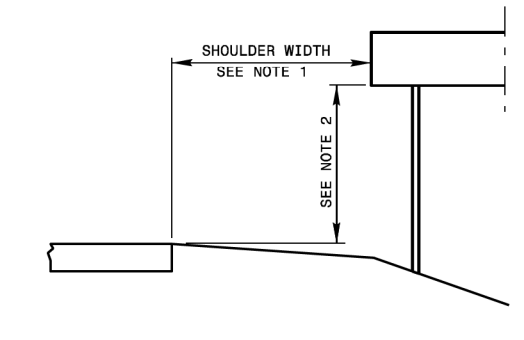
**DOCUMENT NOT CONSIDERED FINAL
UNLESS ALL SIGNATURES COMPLETED**



STATE OF NORTH CAROLINA
DEPT. OF TRANSPORTATION
DIVISION OF HIGHWAYS
RALEIGH, N.C.

ENGLISH DETAIL DRAWING FOR
MOUNTING OF
TYPE 'D', 'E' AND 'F' SIGNS
ON 'U' CHANNEL POSTS

SHEET 1 OF 2
904D50



- NOTES:
- ERECT TYPE "D", "E", AND "F" SIGNS ON FREEWAYS WITH THE NEAR EDGE OF THE SIGN 20 FT. FROM THE TRAVEL LANE. ERECT ALL OTHER "D", "E", AND "F" SIGNS WITH THE NEAR EDGE OF THE SIGN AT THE EDGE OF THE SHOULDER BREAK (6 FT. MINIMUM CLEARANCE, 12 FT. DESIRABLE, FROM THE EDGE OF TRAVEL LANE), OR AS DIMENSIONED ON PLAN SHEETS.
 - ERECT TYPE "D", "E", AND "F" SIGNS WITH THE BOTTOM OF SIGN ASSEMBLY AT LEAST 7 FT. ABOVE THE EDGE OF THE TRAVEL LANE ON ROADS WITH 2 OR MORE LANES IN THE SAME DIRECTION AND AT LEAST 5 FT. ON OTHER ROUTES. THE VERTICAL CLEARANCE IS 7 FT. WHERE REQUIRED FOR PEDESTRIAN TRAFFIC AND/OR PARKED VEHICLES.
 - THE VERTICAL DIMENSION BETWEEN MOUNTING HOLE CENTERS ON ALL TYPES "D", "E", AND "F" SIGNS IS 30" MAXIMUM. THE VERTICAL AND HORIZONTAL DIMENSIONS BETWEEN MOUNTING HOLES IS TO THE WHOLE INCH. EACH SIGN PANEL HAS A MINIMUM OF 2 BOLTS PER SUPPORT.
 - ATTACH SIGN W/ 5/16" HEX HEAD BOLT, NYLON WASHER, SHIM, FLAT WASHER, LOCK WASHER, HEX NUT. NO BUCKLING OF THE SIGN WILL BE PERMITTED. SEE ASSEMBLY DETAIL SHEET# 2 OF 904.50.
 - FURNISH AND INSTALL CROSS-BRACING AS SHOWN IN DETAIL. PAINT ENDS OF CROSS BRACES W/ APPROVED. ZINC PAINT.
 - INSTALL POST AND CROSS-BRACING WITH THE WIDE SIDE OF THE FLANGE TOWARD THE BACK OF SIGN(S) FOR COMBINATION TYPE "D" AND "F" SIGNS.
 - THE SHIELD HEIGHTS IN THESE ASSEMBLIES CAN NOT BE LARGER THAN 24".
 - IF SIGN ASSEMBLIES REQUIRE MORE THAN TWO U-CHANNEL SUPPORTS, THE SUPPORTS SHALL BE PLACED A MINIMUM OF 4 FT. BETWEEN POSTS. NO MORE THAN TWO POSTS SHALL FALL WITHIN 7 FT. PATH, OR THE SIGN ASSEMBLY MUST BE PLACED BEHIND BARRIER PROTECTION.

STATE OF NORTH CAROLINA
DEPT. OF TRANSPORTATION
DIVISION OF HIGHWAYS
RALEIGH, N.C.

ENGLISH DETAIL DRAWING FOR
MOUNTING OF
TYPE 'D', 'E' AND 'F' SIGNS
ON 'U' CHANNEL POSTS

SHEET 1 OF 2
904D50

**REVISED SIGNING
ROADWAY STANDARD DRAWING**




1 Glenwood Avenue
Raleigh, NC 27603
Tel: 919.789.9977
Fax: 919.789.9591
License: C-2197

**REVISED SIGNING ROADWAY
STANDARD DRAWING**

S:\2021\Standards Group\Standards Group\Drawings\2018_Standard Drawings\Division 9_Final\0904.50_sgn_sht1\Uchannelpost-6-21.dgn

S:\2021\Standards Group\Standards Group\Drawings\2018_Standard Drawings\Division 9_Final\0904.50_sgn_sht1\Uchannelpost-6-21.dgn

APPROVED: _____
DATE: _____



**DOCUMENT NOT CONSIDERED FINAL
UNLESS ALL SIGNATURES COMPLETED**

TIP NO. SHEET NO.
DocuSigned by:
Matthew U. Springs
APPROVED: 5/26/2020
DATE: 5/26/2020
SEAL
Professional Engineer Seal for Matthew U. Springs, License No. 042546, State of North Carolina.

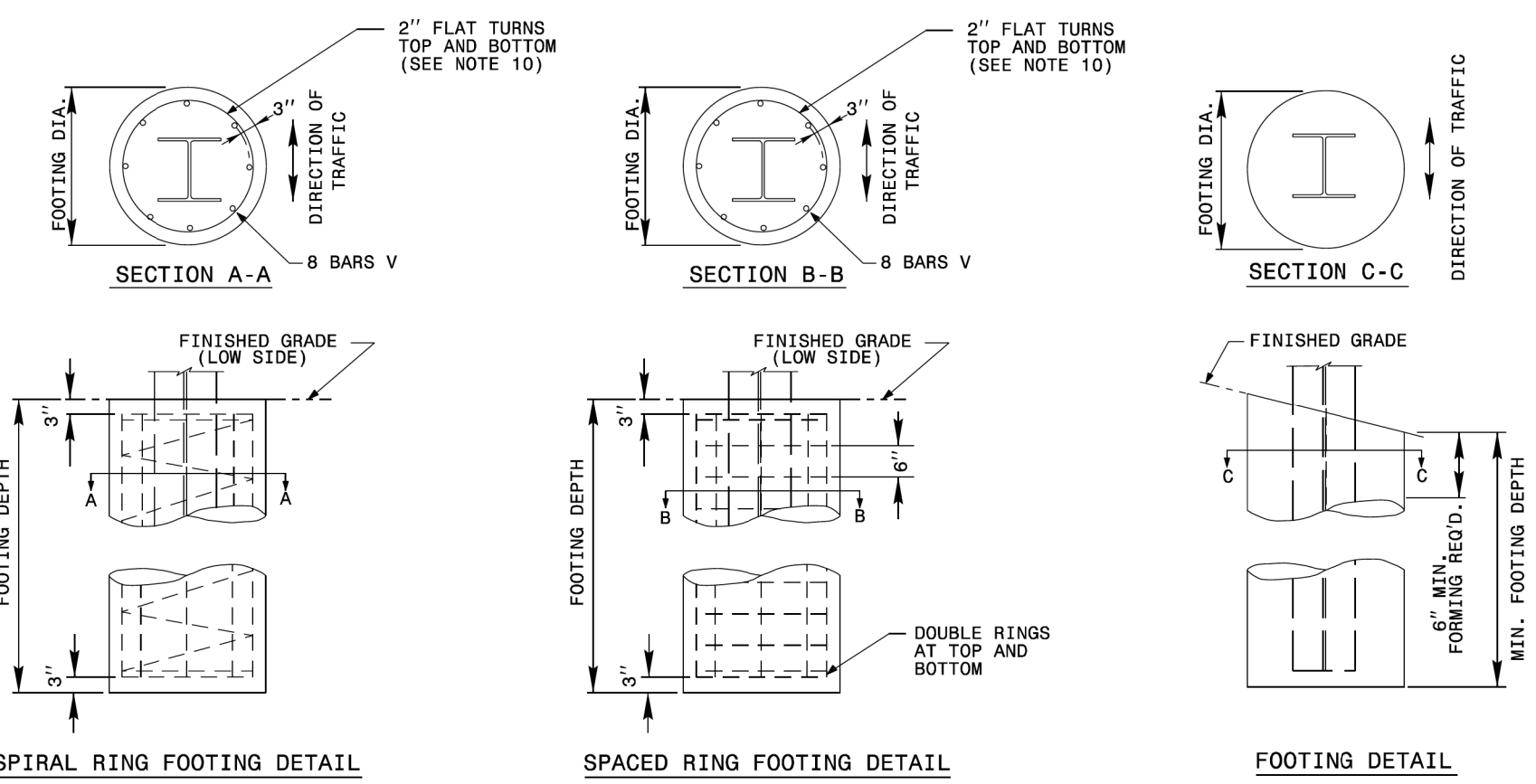
STATE OF NORTH CAROLINA
DEPT. OF TRANSPORTATION
DIVISION OF HIGHWAYS
RALEIGH, N.C.

5-20

**ENGLISH DETAIL DRAWING FOR
GROUND MOUNTED SIGN SUPPORTS**

SHEET 2 OF 3
903D10

BEAM SHAPE	SLIP BASE PLATE DATA										KEEPER PLATE DATA						HINGE CONNECTION DATA										BREAK AWAY SUPPORT WEIGHT CONSTANT LBS.
	BOLT SIZE	A ₁	B ₁	C ₁	D ₁	E ₁	T ₁	R ₁	A ₂	B ₂	C ₂	D ₂	E ₂	R ₂	T ₂	BOLT SIZE	F	G	H	I	J	K	L	R ₃	T ₃		
S3X5.7	1/2" DIA. X 3/4"	7"	4"	1"	3/4"	2 1/2"	1"	5/16"	7"	4"	1"	3/4"	2 1/2"	5/16"	28 GAUGE	1/2" DIA. X 1 3/4"	2 1/4"	3 1/2"	4"	1 1/2"	1"	1 1/2"	2"	5/16"	3/8"	18	
S4X7.7	1/2" DIA. X 3/4"	8"	4"	1"	3/4"	2 1/2"	1"	5/16"	8"	4"	1"	3/4"	2 1/2"	5/16"	28 GAUGE	1/2" DIA. X 1 3/4"	2 5/8"	3 1/2"	4"	1 1/2"	1"	1 1/2"	2"	5/16"	3/8"	20	
W6X9	1/2" DIA. X 3/4"	10"	5"	1"	3/4"	3 1/2"	1"	5/16"	10"	5"	1"	3/4"	3 1/2"	5/16"	28 GAUGE	1/2" DIA. X 1 3/4"	4"	3 1/2"	4"	3/4"	1"	1 1/2"	2"	5/16"	3/8"	32	
W6X12	5/8" DIA. X 4"	11"	5"	1 1/4"	7/8"	3 1/4"	1 1/4"	1 1/2"	11"	5"	1 1/4"	7/8"	3 1/4"	1 1/2"	28 GAUGE	5/8" DIA. X 2"	4"	4 1/2"	3/4"	1 1/2"	5/8"	2 1/4"	1 1/2"	5/16"	3/8"	39	
W6X16	5/8" DIA. X 4 1/2"	12"	6"	1 1/4"	7/8"	4 1/4"	1 1/2"	1 1/2"	12"	6"	1 1/4"	7/8"	4 1/4"	1 1/2"	28 GAUGE	5/8" DIA. X 2 1/4"	4"	4 1/2"	3/4"	1 1/2"	5/8"	2 1/4"	1 1/2"	5/16"	3/8"	47	
W8X18	5/8" DIA. X 4 1/2"	13 1/2"	6 1/2"	1 1/4"	7/8"	4 3/4"	1 1/2"	1 1/2"	13 1/2"	6 1/2"	1 1/4"	7/8"	4 3/4"	1 1/2"	28 GAUGE	5/8" DIA. X 2 1/4"	5 1/4"	4 1/2"	1"	1 3/4"	5/8"	2 1/4"	1 1/2"	5/16"	3/8"	70	
W8X21	3/4" DIA. X 4 1/2"	14"	7"	1 1/2"	1"	5"	1 1/2"	1 1/2"	14"	7"	1 1/2"	1"	5"	1 1/2"	28 GAUGE	3/4" DIA. X 2 1/2"	5 1/4"	6"	7"	1"	1 3/4"	3/4"	3 1/2"	1 1/2"	5/16"	3/8"	73
W10X22	3/4" DIA. X 4 1/2"	16"	8"	1 1/2"	1"	6"	1 1/2"	1 1/2"	16"	8"	1 1/2"	1"	6"	1 1/2"	28 GAUGE	3/4" DIA. X 2 1/2"	5 3/4"	6"	7"	1"	1 3/4"	3/4"	3 1/2"	1 1/2"	5/16"	3/8"	119
W10X26	3/4" DIA. X 5 1/2"	16 1/2"	8"	1 1/2"	1"	6"	1 1/2"	1 1/2"	16 1/2"	8"	1 1/2"	1"	6"	1 1/2"	28 GAUGE	3/4" DIA. X 2 3/4"	5 3/4"	6"	7"	1"	1 3/4"	3/4"	3 1/2"	1 1/2"	5/16"	3/8"	140
W12X26	3/4" DIA. X 5 1/2"	18 1/2"	9"	1 1/2"	1"	7"	1 1/2"	1 1/2"	18 1/2"	9"	1 1/2"	1"	7"	1 1/2"	28 GAUGE	3/4" DIA. X 2 3/4"	6 1/2"	6"	7"	1"	1 3/4"	3/4"	3 1/2"	1 1/2"	5/16"	3/8"	176
W14X30	1" DIA. X 6"	22"	9"	2"	1 1/2"	6"	2"	1 1/2"	22"	9"	2"	1 1/2"	6"	2"	28 GAUGE	1" DIA. X 3"	6 3/4"	7"	8"	1 1/4"	2"	1"	4"	1 1/2"	5/16"	3/8"	205
W16X31	1" DIA. X 6"	24"	9"	2"	1 1/2"	6"	2"	1 1/2"	24"	9"	2"	1 1/2"	6"	2"	28 GAUGE	1" DIA. X 3"	5 1/2"	7"	8"	1 1/4"	2"	1"	4"	1 1/2"	5/16"	3/8"	223
W18X35	1" DIA. X 6"	25"	9"	2"	1 1/2"	6"	2"	1 1/2"	25"	9"	2"	1 1/2"	6"	2"	28 GAUGE	1" DIA. X 3"	6"	7"	8"	1 1/4"	2"	1"	4"	1 1/2"	5/16"	3/8"	243
W18X40	1" DIA. X 6 1/2"	26"	9"	2"	1 1/2"	6"	2 1/4"	1 1/2"	26"	9"	2"	1 1/2"	6"	2 1/4"	28 GAUGE	1" DIA. X 3 1/2"	6"	7"	8"	1 1/4"	2"	1"	4"	1 1/2"	5/16"	3/8"	278
W21X44	1" DIA. X 7"	29"	9"	2"	1 1/2"	6"	2 1/2"	1 1/2"	29"	9"	2"	1 1/2"	6"	2 1/2"	28 GAUGE	1" DIA. X 3 1/2"	6 1/2"	7"	8"	1 1/4"	2"	1"	4"	1 1/2"	5/16"	3/8"	310



FOUNDATION DATA *			
FOOTING DIAMETER	REINFORCEMENT	SPIRAL BAR	SPACED BAR
1'-6"	8 # 6 BARS	#3 BAR, 6" PITCH	#3 BAR, 6" SPACE
2'	8 # 7 BARS	#3 BAR, 6" PITCH	#3 BAR, 6" SPACE
2'-6"	8 # 9 BARS	#3 BAR, 6" PITCH	#3 BAR, 6" SPACE
3'	8 # 11 BARS	#3 BAR, 6" PITCH	#3 BAR, 6" SPACE
3'-6"	8 # 12 BARS	#3 BAR, 6" PITCH	#3 BAR, 6" SPACE
4'	8 # 14 BARS	#3 BAR, 6" PITCH	#3 BAR, 6" SPACE

* FOUNDATION DIMENSIONS ARE SHOWN IN PLANS

STATE OF NORTH CAROLINA
DEPT. OF TRANSPORTATION
DIVISION OF HIGHWAYS
RALEIGH, N.C.

5-20

**ENGLISH DETAIL DRAWING FOR
GROUND MOUNTED SIGN SUPPORTS**

SHEET 2 OF 3
903D10

**REVISED SIGNING
ROADWAY STANDARD DRAWING**

S:\2018\SEIB.079.00_R-2561CA\TP\T-Office\Signing\R-2561CA_SIGN-2C.dgn

05/11/20 9:53:01 AM Standards Group\Standards and Drawings\Drawings\2018 Standard Drawings\5-20 English Detail Drawing for Ground Mounted Sign Supports.dgn



**REVISED SIGNING ROADWAY
STANDARD DRAWING**

APPROVED: _____
 DATE: _____



**DOCUMENT NOT CONSIDERED FINAL
 UNLESS ALL SIGNATURES COMPLETED**

SIGN DETAIL
 1:50



SIGN NUMBER	101/102
WIDTH x HGHT.	12' -0" x 13' -0"
BORDER WIDTH	2"
CORNER RADIUS	12"
MOUNTING	Ground
BACKGROUND	TYPE: Reflective COLOR: Green
LEGEND/BORDER	TYPE: Reflective COLOR: White/White

SYMBOL	ROT	X	Y	WID	HT
M1-5-2-24-10C	100	54.9	107.9	36	36
AR.Type A	315	58.1	12.1	22.4	35.3

NO. Z BARS: 4
 LENGTH: 136
 Panel Style: guide_exp_advance.a.ssi
 Dimensions are in inches, tenths

Letter spacings are to start of next letter

LETTER POSITIONS (X)													LENGTH	SERIES/SIZE
	F	r	e	e	m	a	n						106.2	EM 2000
19.8	16.2	10.4	14.1	15.5	22.6	17	10.6	18						16/12
	B	u	r	g	a	w							91.8	EM 2000
27	17.4	17	10.4	15.5	15.2	16.3	25.2							16/12

SIGN DETAIL
 1:50



SIGN NUMBER	103/104
WIDTH x HGHT.	13' -0" x 13' -0"
BORDER WIDTH	2"
CORNER RADIUS	12"
MOUNTING	Ground
BACKGROUND	TYPE: Reflective COLOR: Green
LEGEND/BORDER	TYPE: Reflective COLOR: White/White

SYMBOL	ROT	X	Y	WID	HT
M1-5-2-24-10C	100	60	108	36	36

NO. Z BARS: 4
 LENGTH: 148
 Panel Style: guide_exp_advance.a.ssi
 Dimensions are in inches, tenths

Letter spacings are to start of next letter

LETTER POSITIONS (X)													LENGTH	SERIES/SIZE
	F	r	e	e	m	a	n						106.2	EM 2000
24.9	16.2	10.4	14.1	15.5	22.6	17	10.6	24.9						16/12
	B	u	r	g	a	w							91.8	EM 2000
32.1	17.4	17	10.4	15.5	15.2	16.3	32.1							16/12
	E	X	I	T	1/2	M	I	L	E				127.3	EM 2000
14.4	10.6	13	4.6	8.9	12	26.4	12	14.5	5.8	10.8	8.9	14.4		12, 18

8/1/2008 8:51:18 AM S:\B.079.00_R-2561CA\TP\T-Office\Signing\R-2561CA_SIGN-3.dgn
 10/1/2008 8:51:18 AM S:\B.079.00_R-2561CA\TP\T-Office\Signing\R-2561CA_SIGN-3.dgn

APPROVED: _____

DATE: _____

SEAL



DOCUMENT NOT CONSIDERED FINAL UNLESS ALL SIGNATURES COMPLETED

SIGN DETAIL
1:20



SIGN NUMBER	301
WIDTH x HGT.	5' -6" x 2' -6"
BORDER WIDTH	0.75"
CORNER RADIUS	3"
MOUNTING	Ground
BACKGROUND	TYPE: Reflective COLOR: Green
LEGEND/BORDER	TYPE: Reflective COLOR: White/White

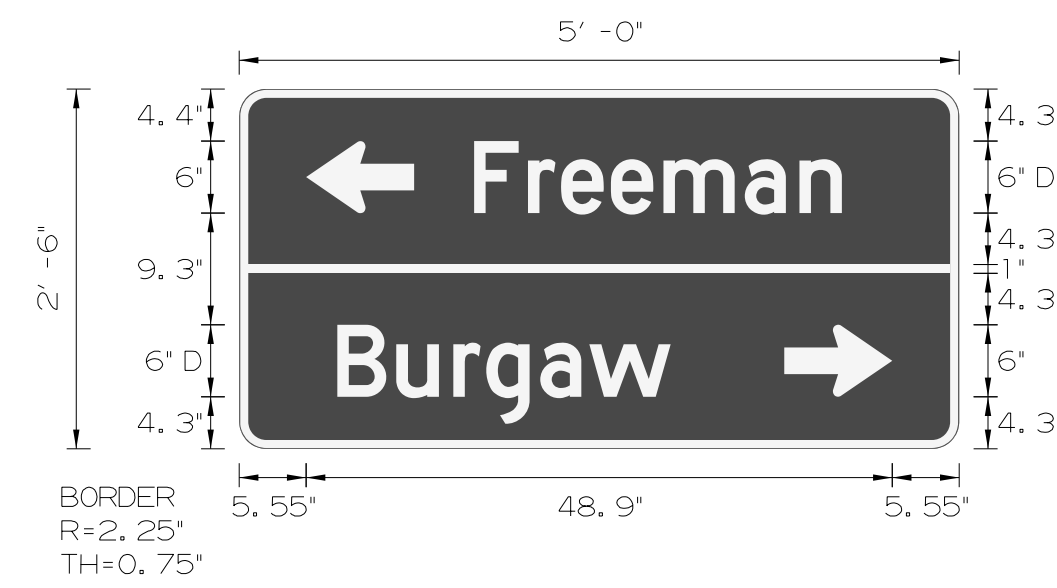
SYMBOL	ROT	X	Y	WID	HT

Panel Style: guide.con.distance.ssi
Dimensions are in inches.tenths

Letter spacings are to start of next letter

LETTER POSITIONS (X)															LENGTH	SERIES/SIZE
	A	t	k	i	n	s	o	n		1	2					D 2000
4.9	5.3	3.1	4.6	2.2	4.3	3.4	4.6	3.5	18.4	2.8	4.1	4.9				56.3 6/4.5
	B	u	r	g	a	w				2	6					D 2000
4.9	4.9	4.7	2.8	4.5	4.1	6.8	19.1	5.3	4.1	4.9						56.3 6/4.5

SIGN DETAIL
1:20



SIGN NUMBER	303
WIDTH x HGT.	5' -0" x 2' -6"
BORDER WIDTH	0.75"
CORNER RADIUS	2.25"
MOUNTING	Ground
BACKGROUND	TYPE: Reflective COLOR: Green
LEGEND/BORDER	TYPE: Reflective COLOR: White/White

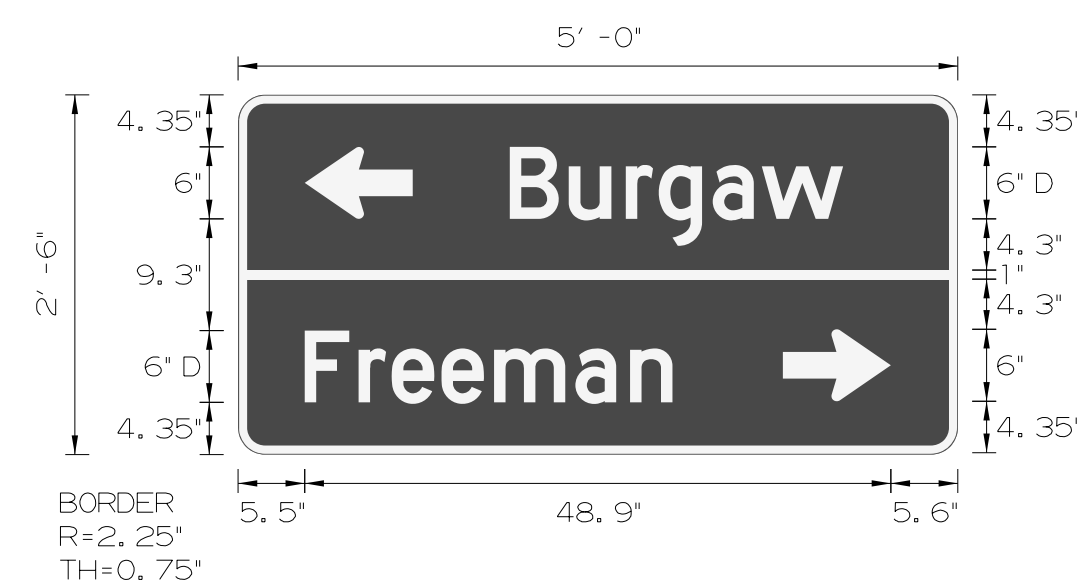
SYMBOL	ROT	X	Y	WID	HT
AR_Type D	90	5.6	19.7	6	9
AR_Type D	270	45.4	4.3	6	9

Panel Style: guide.con.destination.ssi
Dimensions are in inches.tenths

Letter spacings are to start of next letter

LETTER POSITIONS (X)															LENGTH	SERIES/SIZE
	F	r	e	e	m	a	n									D 2000
19.6	4.5	2.8	4.1	4.4	6.8	4.6	3.5	9.8								30.7 6/4.5
	B	u	r	g	a	w										D 2000
8.2	4.9	4.7	2.8	4.5	4.1	6.8	24.1									27.8 6/4.5

SIGN DETAIL
1:20



SIGN NUMBER	302
WIDTH x HGT.	5' -0" x 2' -6"
BORDER WIDTH	0.75"
CORNER RADIUS	2.25"
MOUNTING	Ground
BACKGROUND	TYPE: Reflective COLOR: Green
LEGEND/BORDER	TYPE: Reflective COLOR: White/White

SYMBOL	ROT	X	Y	WID	HT
AR_Type D	90	5.5	19.7	6	9
AR_Type D	270	45.4	4.4	6	9


Panel Style: guide.con.destination.ssi
Dimensions are in inches.tenths

Letter spacings are to start of next letter

LETTER POSITIONS (X)															LENGTH	SERIES/SIZE
	B	u	r	g	a	w										D 2000
22.6	4.9	4.7	2.8	4.5	4.1	6.8	9.6									27.8 6/4.5
	F	r	e	e	m	a	n									D 2000
5.5	4.5	2.8	4.1	4.4	6.8	4.6	3.5	23.8								30.7 6/4.5

8/1/2008 8:51:18 AM S:\EIB\079.00_R-2561CA\TP1\T=off\c:\Signing\R-2561CA_SIGN-3A.dgn

APPROVED: _____
 DATE: _____



**DOCUMENT NOT CONSIDERED FINAL
 UNLESS ALL SIGNATURES COMPLETED**

SIGN DETAIL
 1:20



SIGN NUMBER	304
WIDTH x HGT.	6' -6" x 2' -6"
BORDER WIDTH	0.75"
CORNER RADIUS	2.25"
MOUNTING	Ground
BACKGROUND	TYPE: Reflective COLOR: Green
LEGEND/BORDER	TYPE: Reflective COLOR: White/White

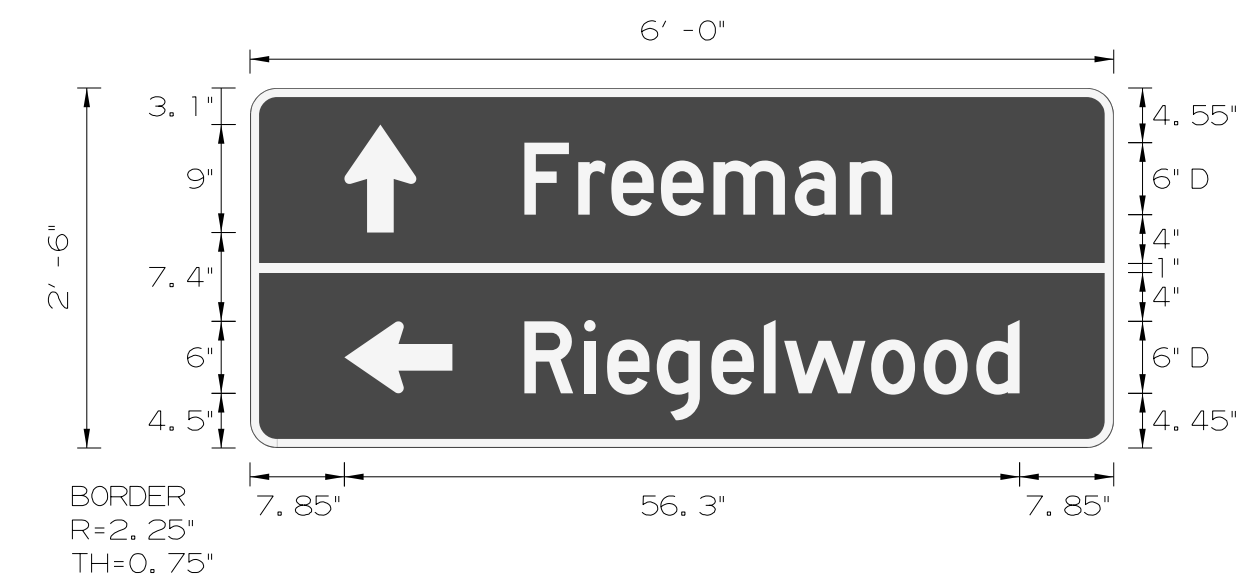
SYMBOL	ROT	X	Y	WID	HT
AR_Type D	0	8	17.8	6	9
AR_Type D	270	55.9	4.6	6	9

Panel Style: guide.con.destination.ssi
 Dimensions are in inches, tenths

Letter spacings are to start of next letter

LETTER POSITIONS (X)													LENGTH	SERIES/SIZE			
	E	l	i	z	a	b	e	t	h	t	o	w	n				D 2000
20	4.6	2.2	1.7	3.5	4.6	4.3	3.8	3.1	4.1	2.8	4.1	7.5	3.5	8			49.9 6/4.5
	R	i	e	g	e	l	w	o	o	d							D 2000
8.6	5	1.9	4.1	4.6	4.4	1.7	7.3	4.4	4.4	3.6	28.1						41.3 6/4.5

SIGN DETAIL
 1:20



SIGN NUMBER	306
WIDTH x HGT.	6' -0" x 2' -6"
BORDER WIDTH	0.75"
CORNER RADIUS	2.25"
MOUNTING	Ground
BACKGROUND	TYPE: Reflective COLOR: Green
LEGEND/BORDER	TYPE: Reflective COLOR: White/White

SYMBOL	ROT	X	Y	WID	HT
AR_Type D	0	7.9	18	6	9
AR_Type D	90	7.9	4.5	6	9

Panel Style: guide.con.destination.ssi
 Dimensions are in inches, tenths

Letter spacings are to start of next letter

LETTER POSITIONS (X)													LENGTH	SERIES/SIZE			
	F	r	e	e	m	a	n										D 2000
22.9	4.5	2.8	4.1	4.4	6.8	4.6	3.5	18.5									30.7 6/4.5
	R	i	e	g	e	l	w	o	o	d							D 2000
22.9	5	1.9	4.1	4.6	4.4	1.7	7.3	4.4	4.4	3.6	7.9						41.3 6/4.5

SIGN DETAIL
 1:20



SIGN NUMBER	305
WIDTH x HGT.	6' -6" x 2' -6"
BORDER WIDTH	0.75"
CORNER RADIUS	2.25"
MOUNTING	Ground
BACKGROUND	TYPE: Reflective COLOR: Green
LEGEND/BORDER	TYPE: Reflective COLOR: White/White

SYMBOL	ROT	X	Y	WID	HT
AR_Type D	0	6.5	18	6	9
AR_Type D	90	6.5	4.5	6	9

Panel Style: guide.con.destination.ssi
 Dimensions are in inches, tenths

Letter spacings are to start of next letter



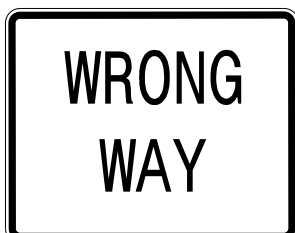

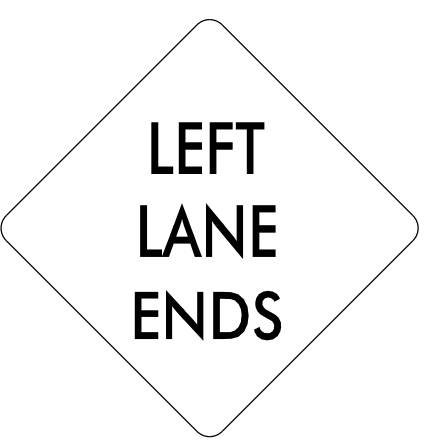



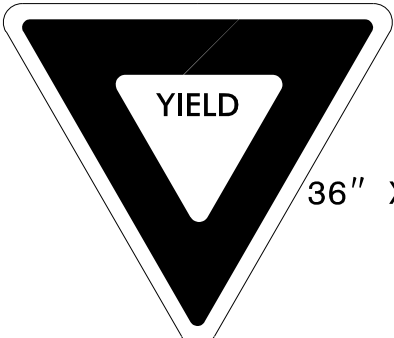




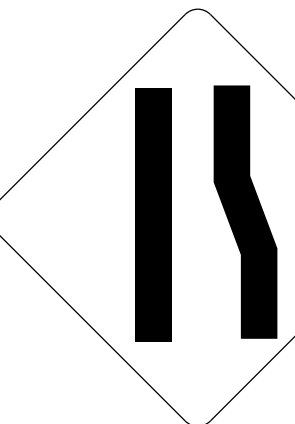

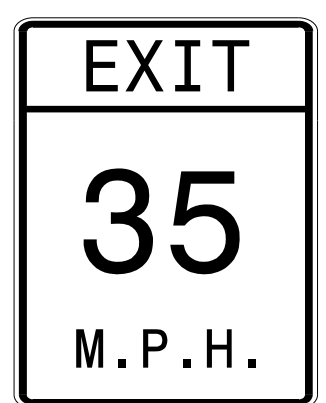


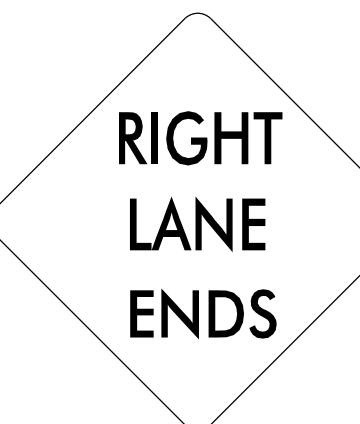

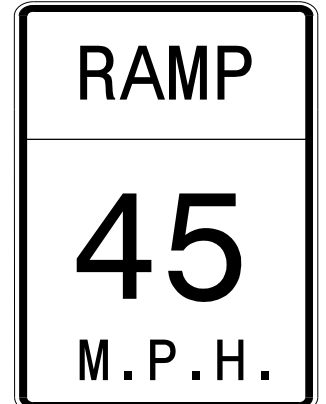


LETTER POSITIONS (X)													LENGTH	SERIES/SIZE			
	B	u	r	g	a	w											D 2000
21.5	4.9	4.7	2.8	4.5	4.1	6.8	28.7										27.8 6/4.5
	E	l	i	z	a	b	e	t	h	t	o	w	n				D 2000
21.5	4.6	2.2	1.7	3.5	4.6	4.3	3.8	3.1	4.1	2.8	4.1	7.5	3.5	6.5			49.9 6/4.5

8/1/2018 8:51:18 AM S:\BIB\079\00_R-2561CA\TP\T-07\01_Signting\R-2561CA_SIGN-3B.dgn

APPROVED: _____
DATE: _____



**DOCUMENT NOT CONSIDERED FINAL
UNLESS ALL SIGNATURES COMPLETED**

<p>401 QUANTITY REQ'D .7_</p>  <p>24" X 30" R4-7</p> <p>ONE "U" POSTS PER SIGN</p>	<p>406 QUANTITY REQ'D .4_</p>  <p>36" X 36" W12-1</p> <p>TWO "U" POSTS PER SIGN</p>		<p>416 QUANTITY REQ'D .4_</p>  <p>36" X 24" R5-1A</p> <p>ONE "U" POSTS PER SIGN</p>	<p>421 QUANTITY REQ'D .12_</p>  <p>30" X 36" W1-BR</p> <p>TWO "U" POSTS PER SIGN</p>	<p>425 QUANTITY REQ'D .2_</p>  <p>48" X 48" W9-1L</p> <p>TWO "U" POSTS PER SIGN</p>
<p>402 QUANTITY REQ'D .7_</p>  <p>18" X 18" OM1-3</p> <p>MOUNTED BELOW SIGN 401 IN 7 LOCATIONS</p>	<p>407 QUANTITY REQ'D .4_</p>  <p>24" X 30" R2-1</p> <p>ONE "U" POSTS PER SIGN</p>		<p>417 QUANTITY REQ'D .4_</p>  <p>36" X 36" R5-1</p> <p>TWO "U" POSTS PER SIGN</p>	<p>422 QUANTITY REQ'D .7_</p>  <p>36" X 36" X 36" R1-2</p> <p>ONE "U" POSTS PER SIGN</p>	<p>426 QUANTITY REQ'D .1_</p>  <p>48" X 48" W4-2L</p> <p>TWO "U" POSTS PER SIGN</p>
<p>403 QUANTITY REQ'D .3_</p>  <p>36" X 36" W2-2(R)</p> <p>ONE "U" POSTS PER SIGN</p>	<p>408 QUANTITY REQ'D .2_</p>  <p>36" X 36" W4-1(R)</p> <p>TWO "U" POSTS PER SIGN</p>		<p>418 QUANTITY REQ'D .1_</p>  <p>24" X 30" R2-1</p> <p>ONE "U" POSTS PER SIGN</p>	<p>423 QUANTITY REQ'D .2_</p>  <p>48" X 48" W4-2R</p> <p>TWO "U" POSTS PER SIGN</p>	
<p>404 QUANTITY REQ'D .3_</p>  <p>36" X 36" R1-1</p> <p>TWO "U" POSTS PER SIGN</p>	<p>409 QUANTITY REQ'D .2_</p>  <p>36" X 48" W13-2</p> <p>TWO "U" POSTS PER SIGN</p>	<p>414 QUANTITY REQ'D .1_</p>  <p>36" X 36" W14-1</p> <p>ONE "U" POSTS PER SIGN</p>	<p>419 QUANTITY REQ'D .2_</p>  <p>36" X 36" W1-11R</p> <p>TWO "U" POSTS PER SIGN</p>	<p>424 QUANTITY REQ'D .1_</p>  <p>48" X 48" W9-1R</p> <p>TWO "U" POSTS PER SIGN</p>	
<p>405 QUANTITY REQ'D .5_</p>  <p>54" X 18" R6-1(R)</p> <p>TWO "U" POSTS PER SIGN</p>	<p>410 QUANTITY REQ'D .2_</p>  <p>36" X 48" W13-3</p> <p>TWO "U" POSTS PER SIGN</p>	<p>415 QUANTITY REQ'D .1_</p>  <p>54" X 18" R6-1(L)</p> <p>TWO "U" POSTS PER SIGN</p>	<p>420 QUANTITY REQ'D .2_</p>  <p>30" X 30" W13-1P (35)</p> <p>MOUNTED BELOW SIGN 419 IN 2 INSTALLATIONS</p>		

8/1/2023 8:51:18 AM S:\BIB\079_00_R-2561CA\TP\T-e\Fic\Signing\R-2561CA_SIGN-3D.dgn

APPROVED: _____

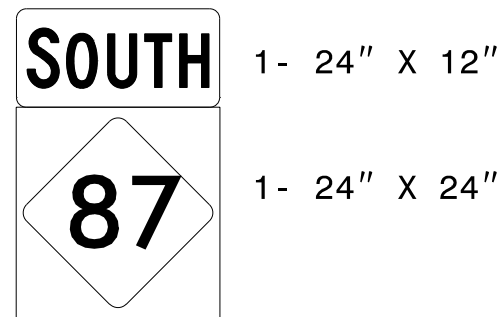
DATE: _____

SEAL



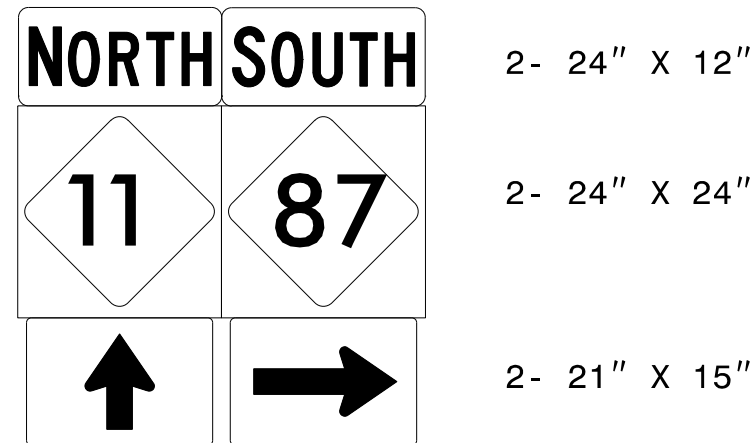
**DOCUMENT NOT CONSIDERED FINAL
UNLESS ALL SIGNATURES COMPLETED**

511 QUANTITY REQ'D 2



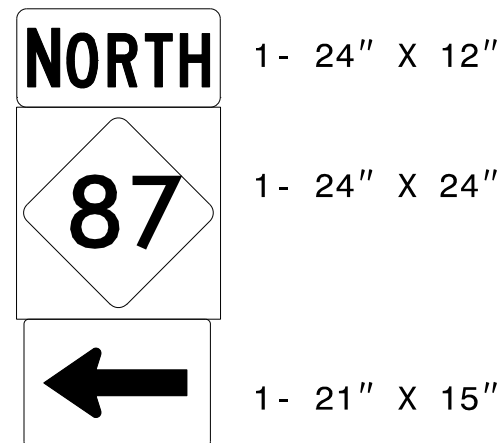
ONE "U" POSTS PER SIGN

516 QUANTITY REQ'D 1



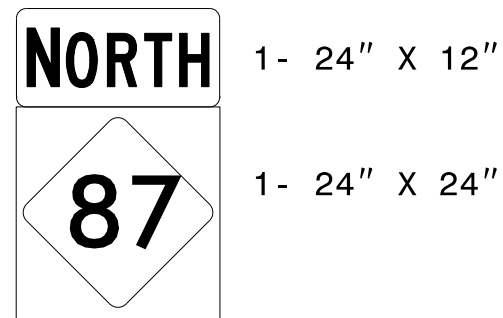
TWO "U" POSTS PER SIGN

521 QUANTITY REQ'D 1



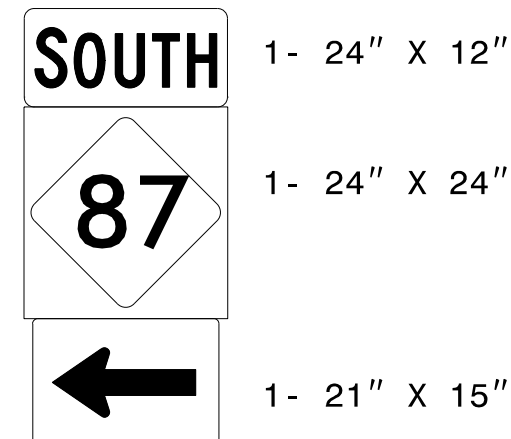
ONE "U" POSTS PER SIGN

512 QUANTITY REQ'D 2



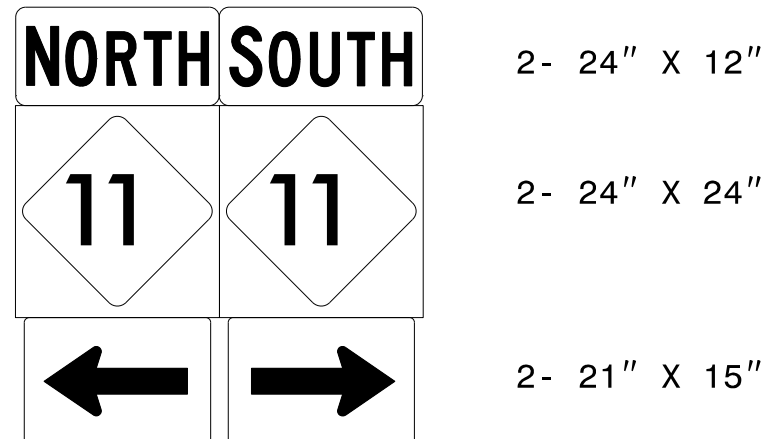
ONE "U" POSTS PER SIGN

517 QUANTITY REQ'D 1



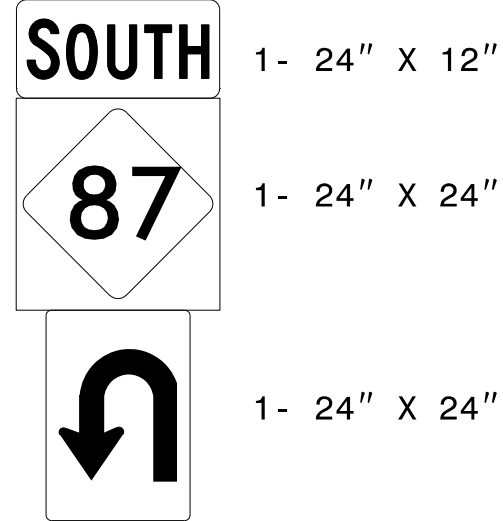
ONE "U" POSTS PER SIGN

522 QUANTITY REQ'D 1



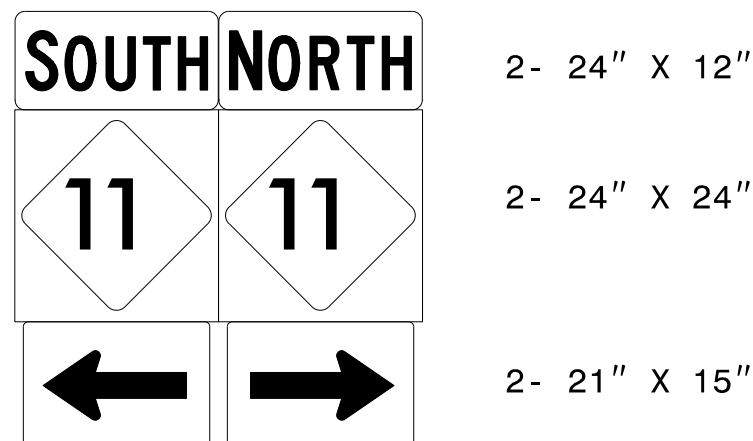
TWO "U" POSTS PER SIGN

513 QUANTITY REQ'D 1



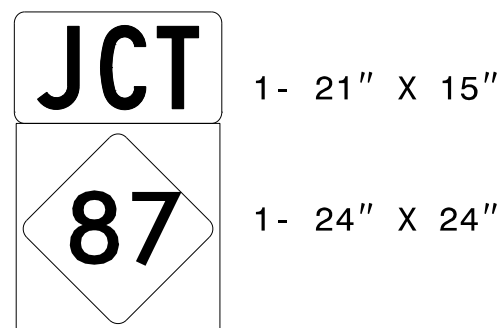
ONE "U" POSTS PER SIGN

518 QUANTITY REQ'D 1



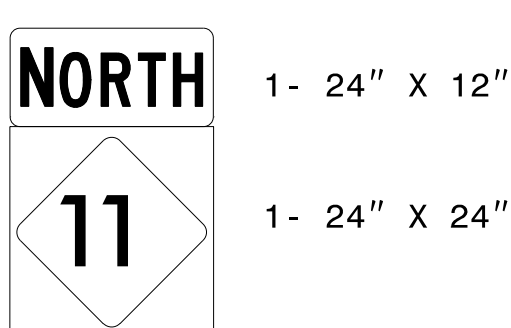
TWO "U" POSTS PER SIGN

514 QUANTITY REQ'D 2



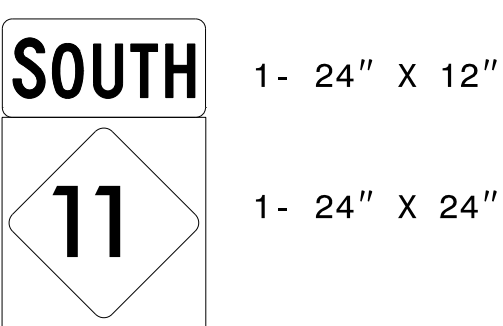
ONE "U" POSTS PER SIGN

519 QUANTITY REQ'D 1



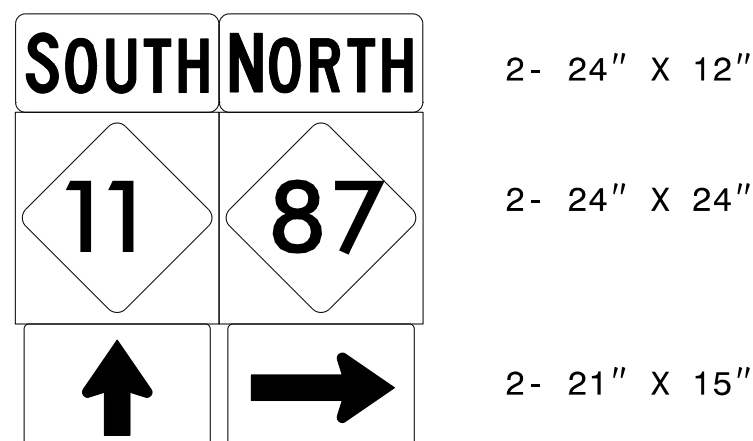
ONE "U" POSTS PER SIGN

515 QUANTITY REQ'D 1



ONE "U" POSTS PER SIGN

520 QUANTITY REQ'D 1



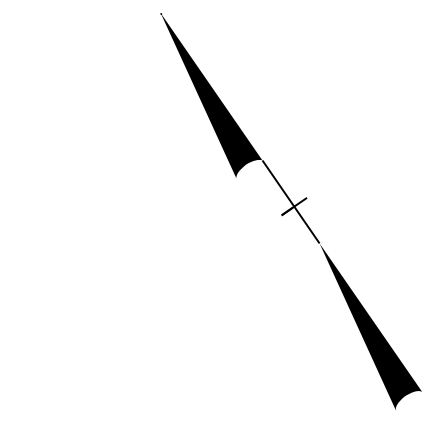
TWO "U" POSTS PER SIGN

8/1/2008 8:51:18 AM S:\EIB\079\00_R-2561CA\TP\T-07\Fic\Signing\R-2561CA_SIGN-3E.dgn

APPROVED: _____
 DATE: _____



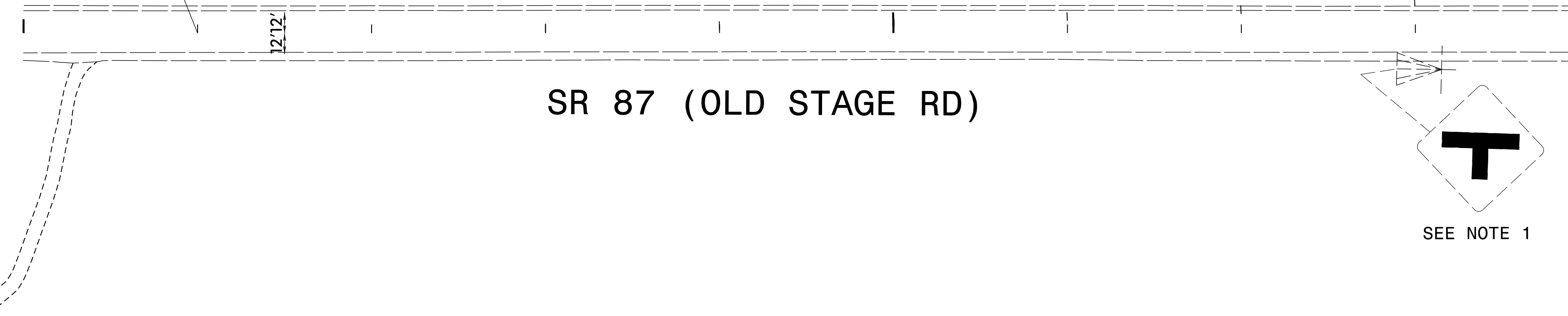
**DOCUMENT NOT CONSIDERED FINAL
 UNLESS ALL SIGNATURES COMPLETED**



/5

BEGIN TIP PROJECT R-2561CA
 -L1- STA. 11+00.00

-L1-



SR 87 (OLD STAGE RD)

MATCHLINE -L1- STA. 19+00.00
 MATCHLINE -L2- STA. 19+00.00
 SEE SIGN-5

SEE NOTE 1

PROJECT NOTES


1. DISPOSAL OF SIGN SYSTEM, U-CHANNEL

SEPI
 1 Glenwood Avenue
 Raleigh, NC 27603
 Tel: 919.789.9977
 Fax: 919.789.9591
 License: C-2197

EXISTING SIGNS

8/1/2008 8:51:18 AM S:\E\B\079\00-R-2561CA\TP\Traffic\Signing\R-2561CA_SIGN-4.dgn

APPROVED: _____
 DATE: _____




**DOCUMENT NOT CONSIDERED FINAL
 UNLESS ALL SIGNATURES COMPLETED**

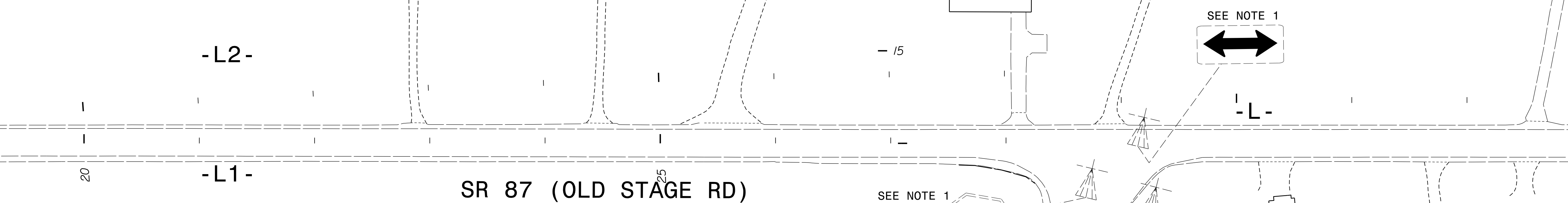
PROJECT NOTES

1. DISPOSAL OF SIGN SYSTEM, U-CHANNEL

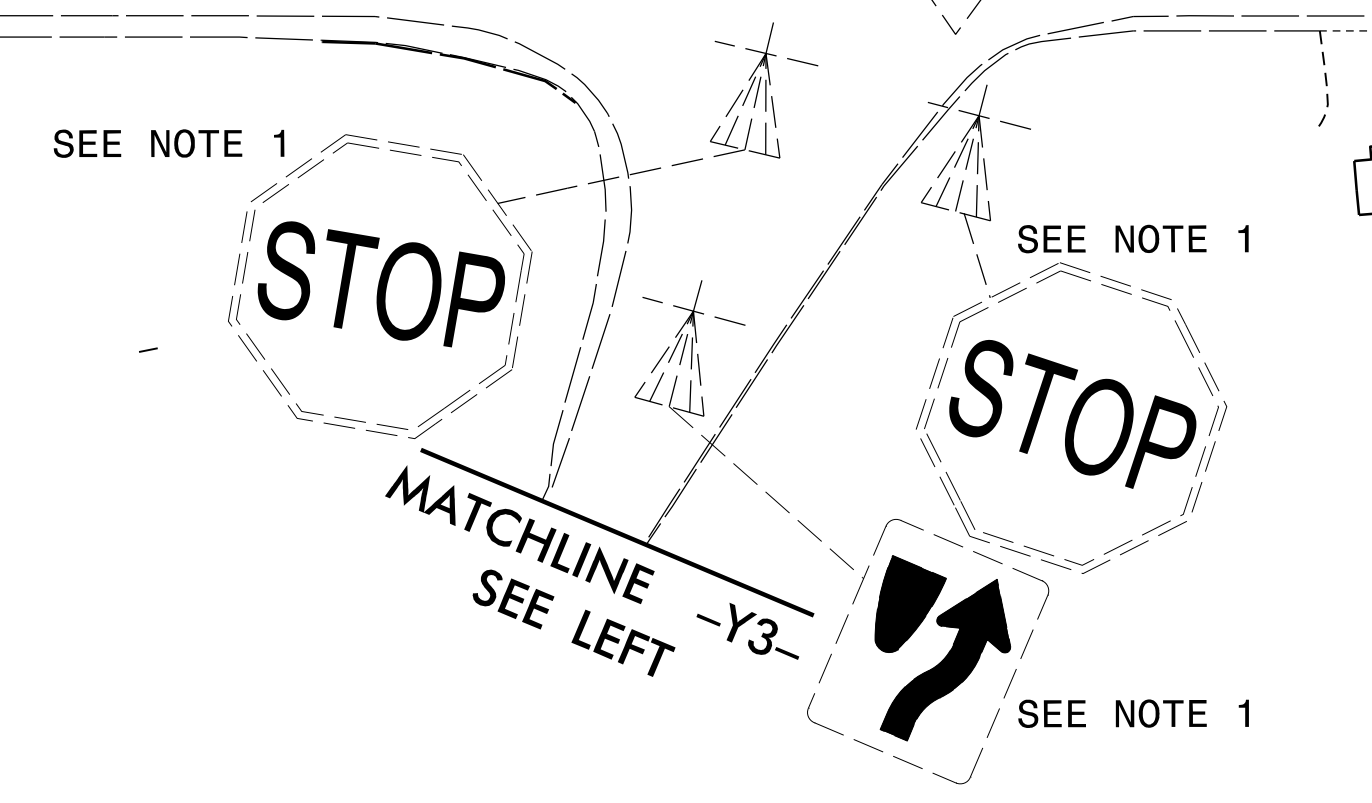
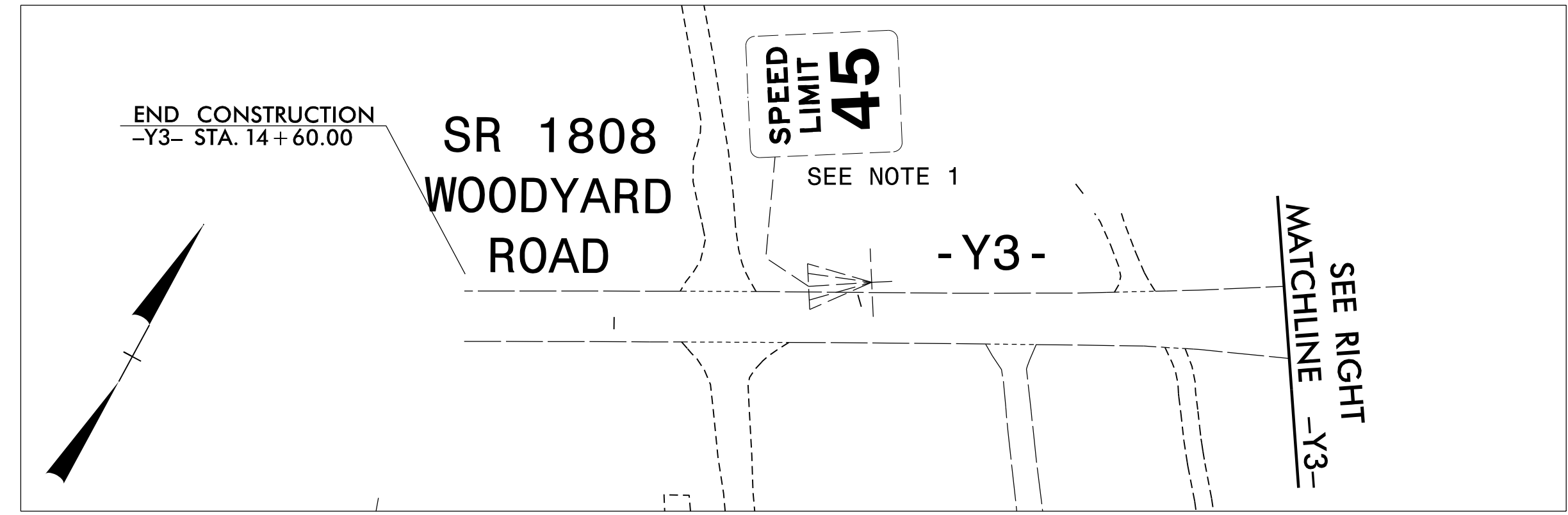
BEGIN PAVEMENT
 -Y2- STA. 11+00.00



MATCHLINE -L1- STA. 19+00.00
 SEE SIGN-4



MATCHLINE -L- STA. 33+00.00
 SEE SIGN-6




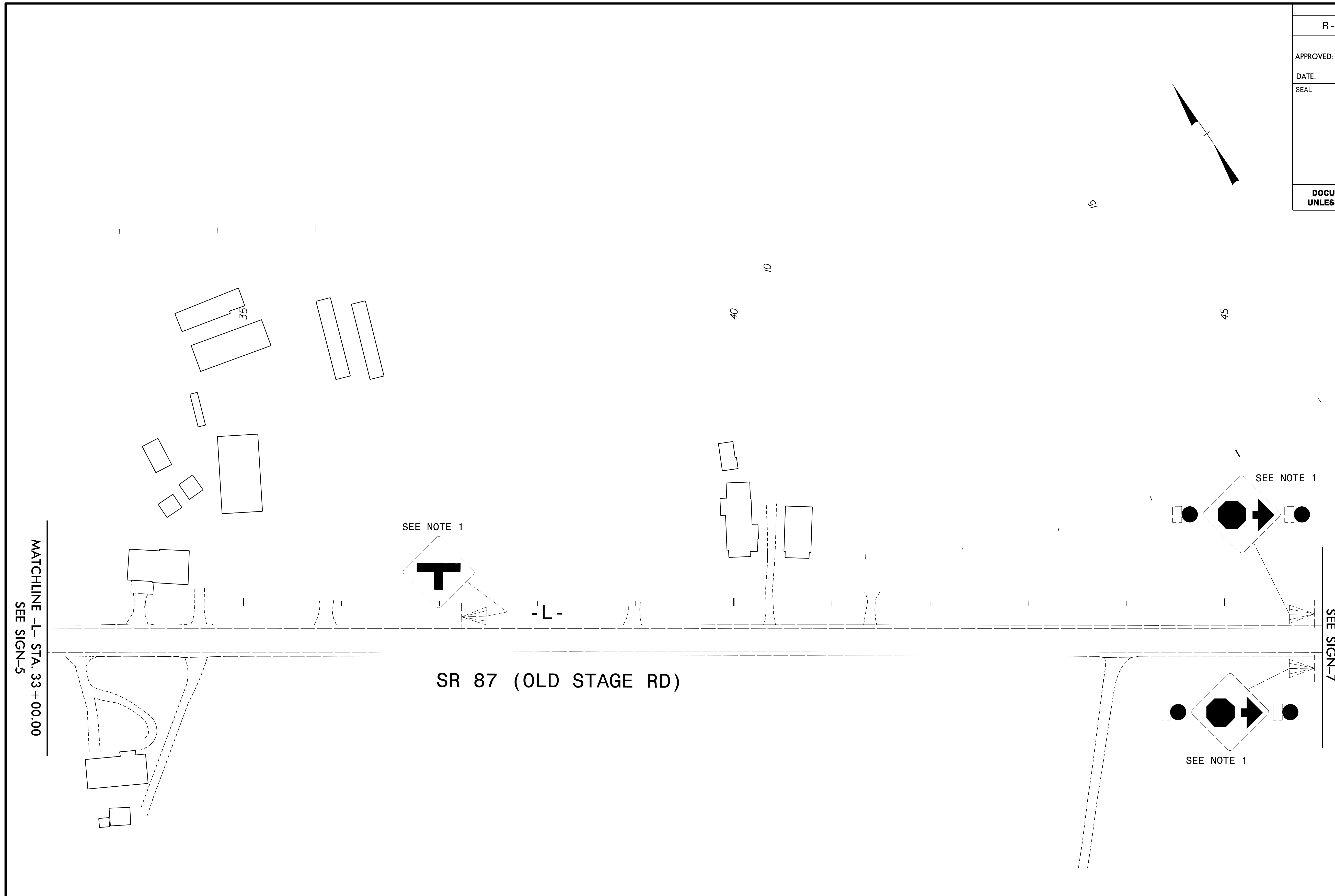

SEPI

1 Glenwood Avenue
 Raleigh, NC 27603
 Tel: 919.789.9977
 Fax: 919.789.9591
 License: C-2197

EXISTING SIGNS

8/1/2023 8:51:18 AM S:\B.079.00_R-2561CA\TP\T-r-offic\Signing\R-2561CA_SIGN-5.dgn

TIP NO. R-2561CA	SHEET NO. SIGN-6
APPROVED: _____	
DATE: _____	
SEAL	
	
DOCUMENT NOT CONSIDERED FINAL UNLESS ALL SIGNATURES COMPLETED	



MATCHLINE -L- STA. 33 + 00.00
SEE SIGN-5

MATCHLINE -L- STA. 46 + 00.00
SEE SIGN-7

SR 87 (OLD STAGE RD)

PROJECT NOTES

1. DISPOSAL OF SIGN SYSTEM, U-CHANNEL

SEPI

1 Glenwood Avenue
Raleigh, NC 27603
Tel: 919.789.9977
Fax: 919.789.9591
License: C-2197

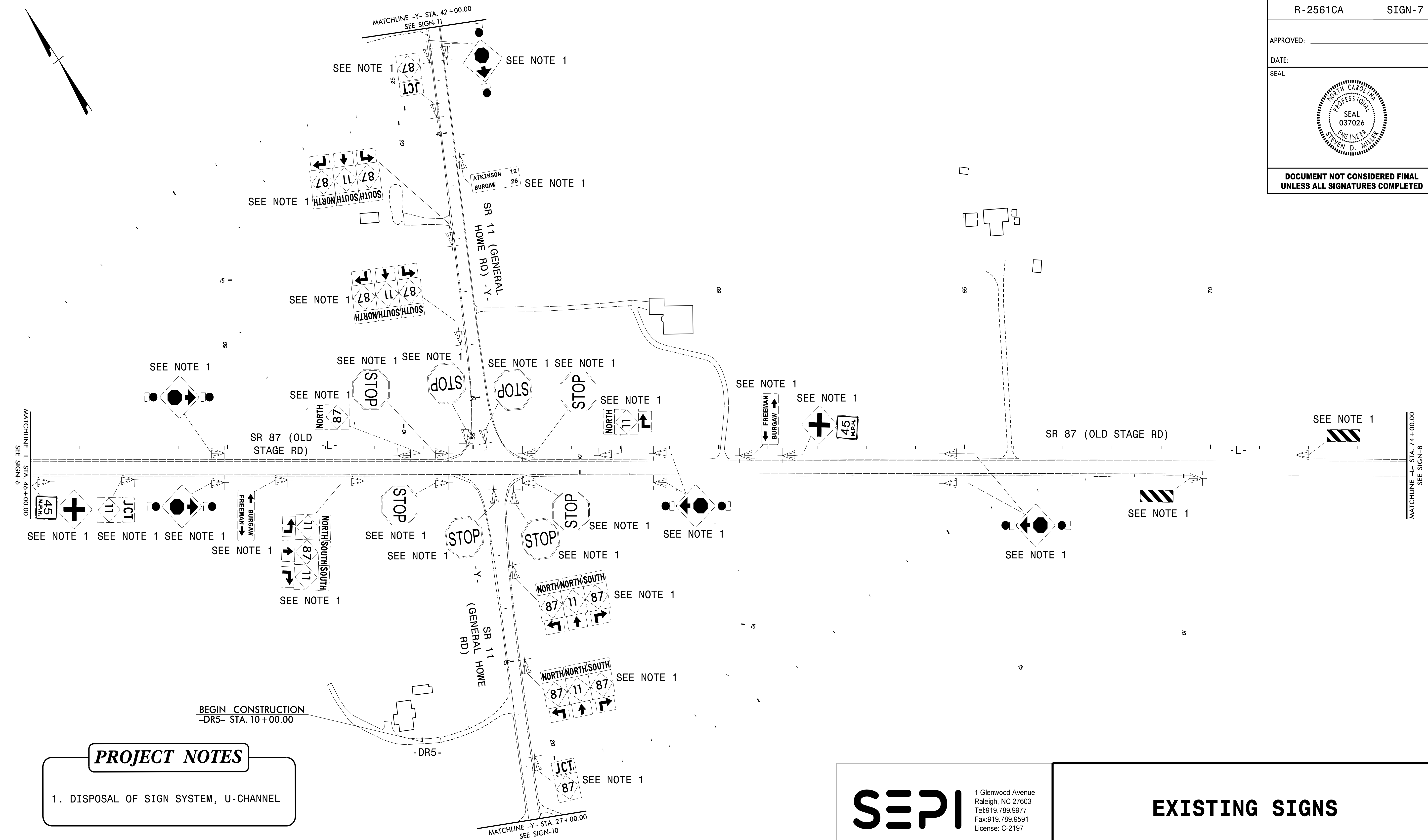
EXISTING SIGNS

8/11/2023 8:51:18 AM S:\E\B\079\00_R-2561CA\TP\T-Office\Signing\R-2561CA_SIGN-6.dgn

APPROVED: _____
DATE: _____



**DOCUMENT NOT CONSIDERED FINAL
UNLESS ALL SIGNATURES COMPLETED**



PROJECT NOTES

1. DISPOSAL OF SIGN SYSTEM, U-CHANNEL

SEPI

1 Glenwood Avenue
Raleigh, NC 27603
Tel: 919.789.9977
Fax: 919.789.9591
License: C-2197

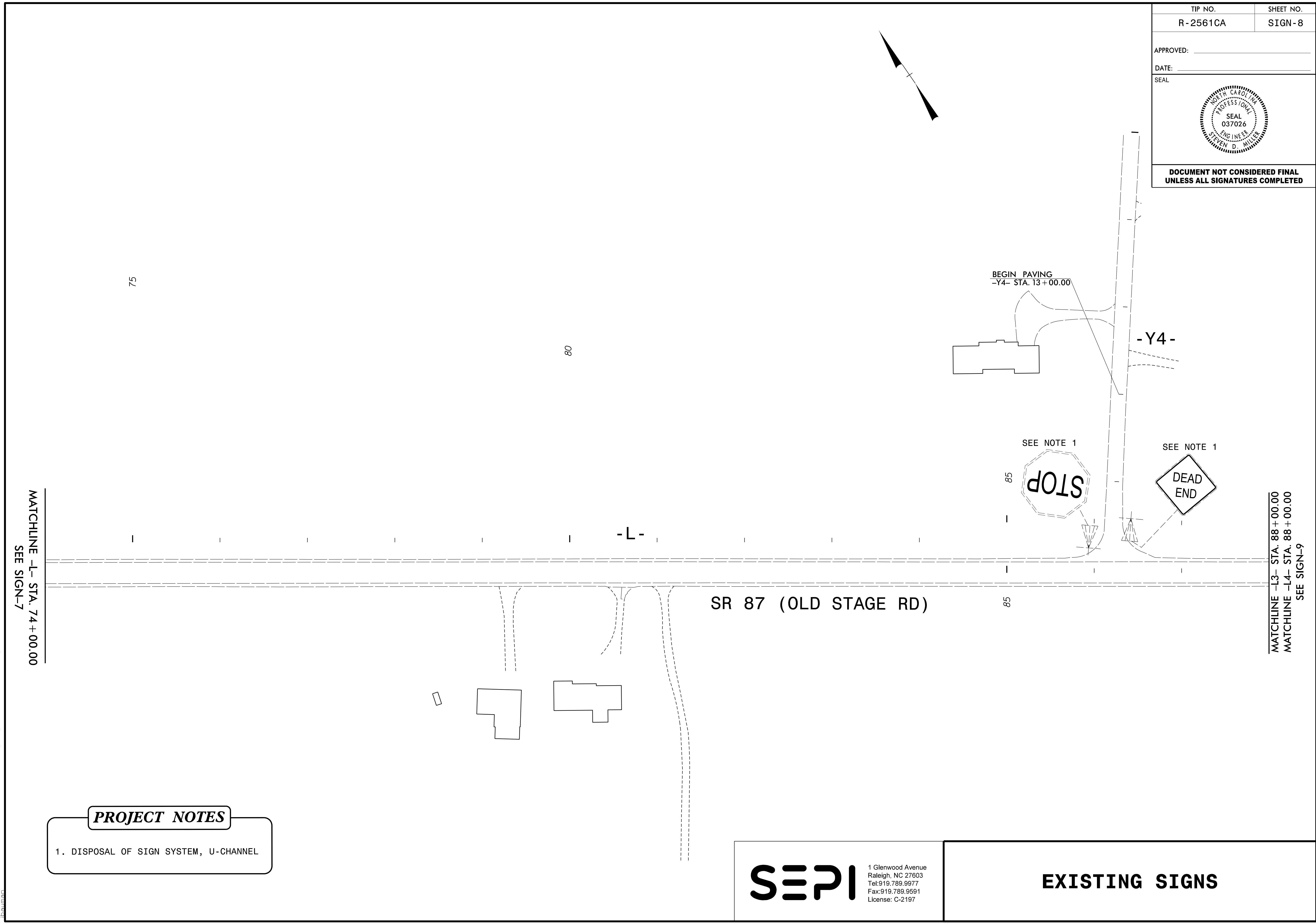
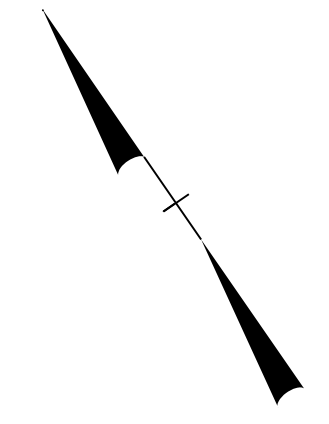
EXISTING SIGNS

8/15/07 10:02 AM SE18.079.00 R-2561CA\TP1\FraFre\Signing\N-2561CA_SIGN-7.dgn
 J.Bauman

APPROVED: _____
 DATE: _____



**DOCUMENT NOT CONSIDERED FINAL
 UNLESS ALL SIGNATURES COMPLETED**



MATCHLINE -L- STA. 74+00.00
 SEE SIGN-7

MATCHLINE -L3- STA. 88+00.00
 MATCHLINE -L4- STA. 88+00.00
 SEE SIGN-9

SR 87 (OLD STAGE RD)


PROJECT NOTES

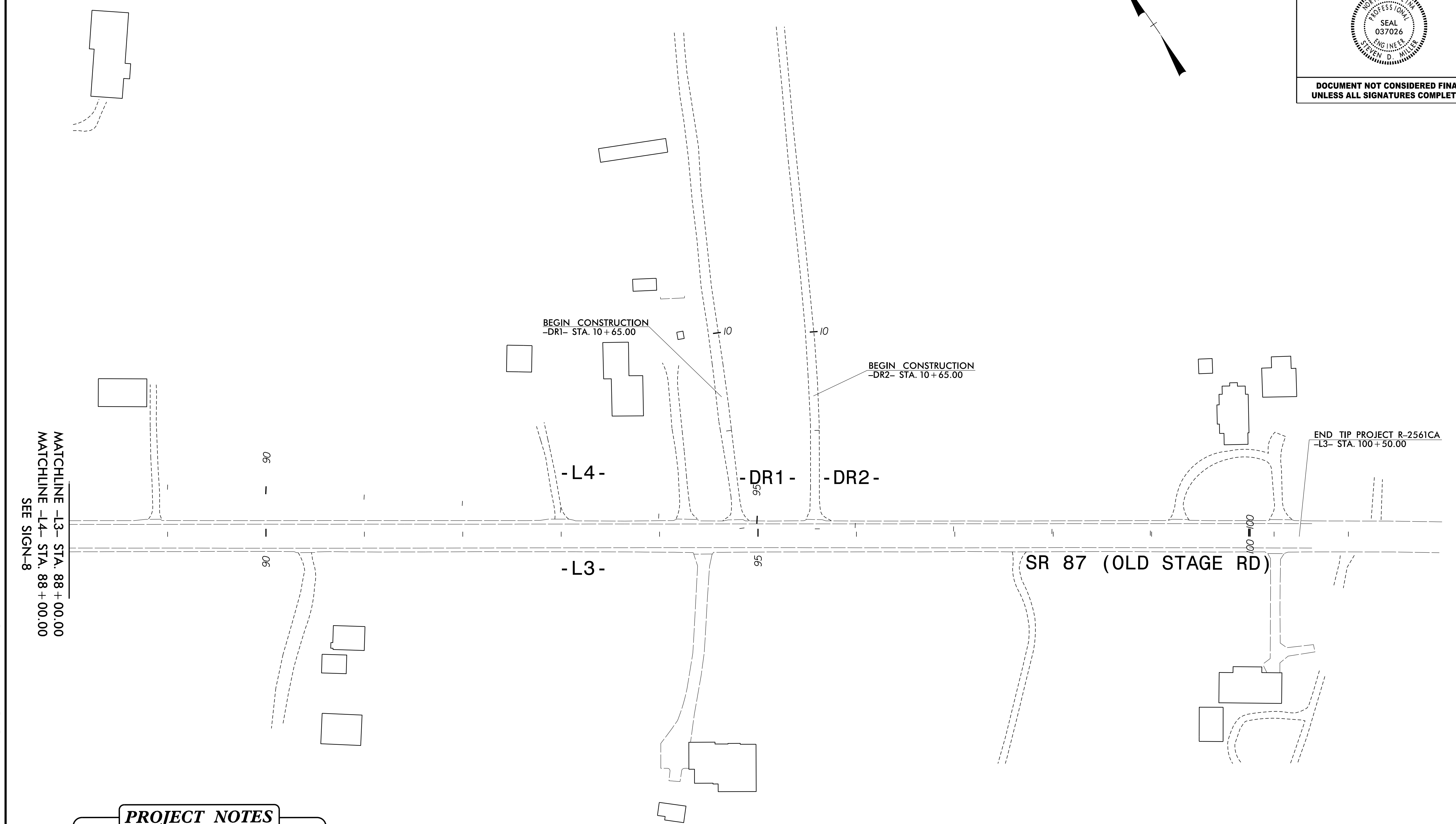
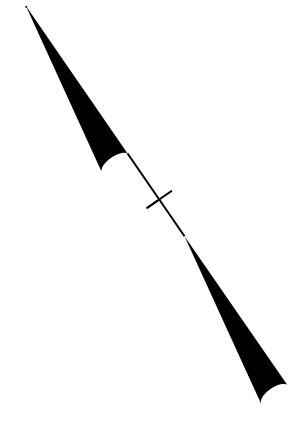
- DISPOSAL OF SIGN SYSTEM, U-CHANNEL

SEPI
 1 Glenwood Avenue
 Raleigh, NC 27603
 Tel: 919.789.9977
 Fax: 919.789.9591
 License: C-2197

EXISTING SIGNS

8/11/2022 8:51:18 AM S:\E\B\079\00_R-2561CA\TP\T-Office\Signing\R-2561CA_SIGN-8.dgn

TIP NO. R-2561CA	SHEET NO. SIGN-9
APPROVED: _____	
DATE: _____	
SEAL	
	
DOCUMENT NOT CONSIDERED FINAL UNLESS ALL SIGNATURES COMPLETED	



MATCHLINE -L3- STA. 88+00.00
 MATCHLINE -L4- STA. 88+00.00
 SEE SIGN-8

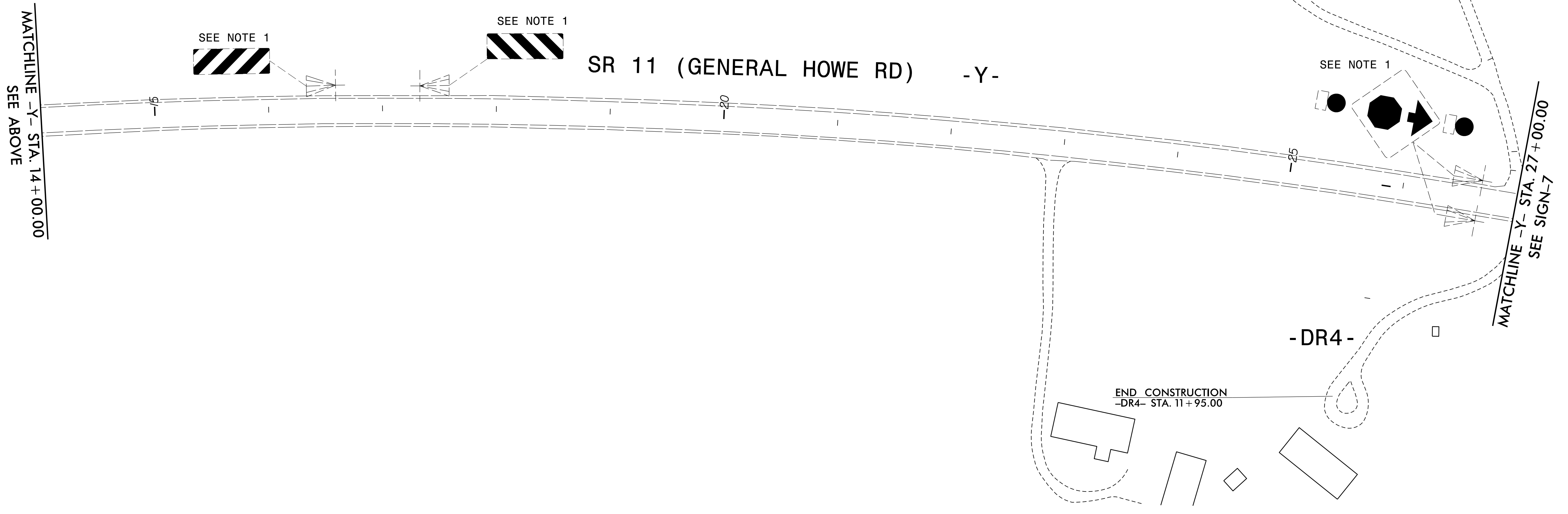
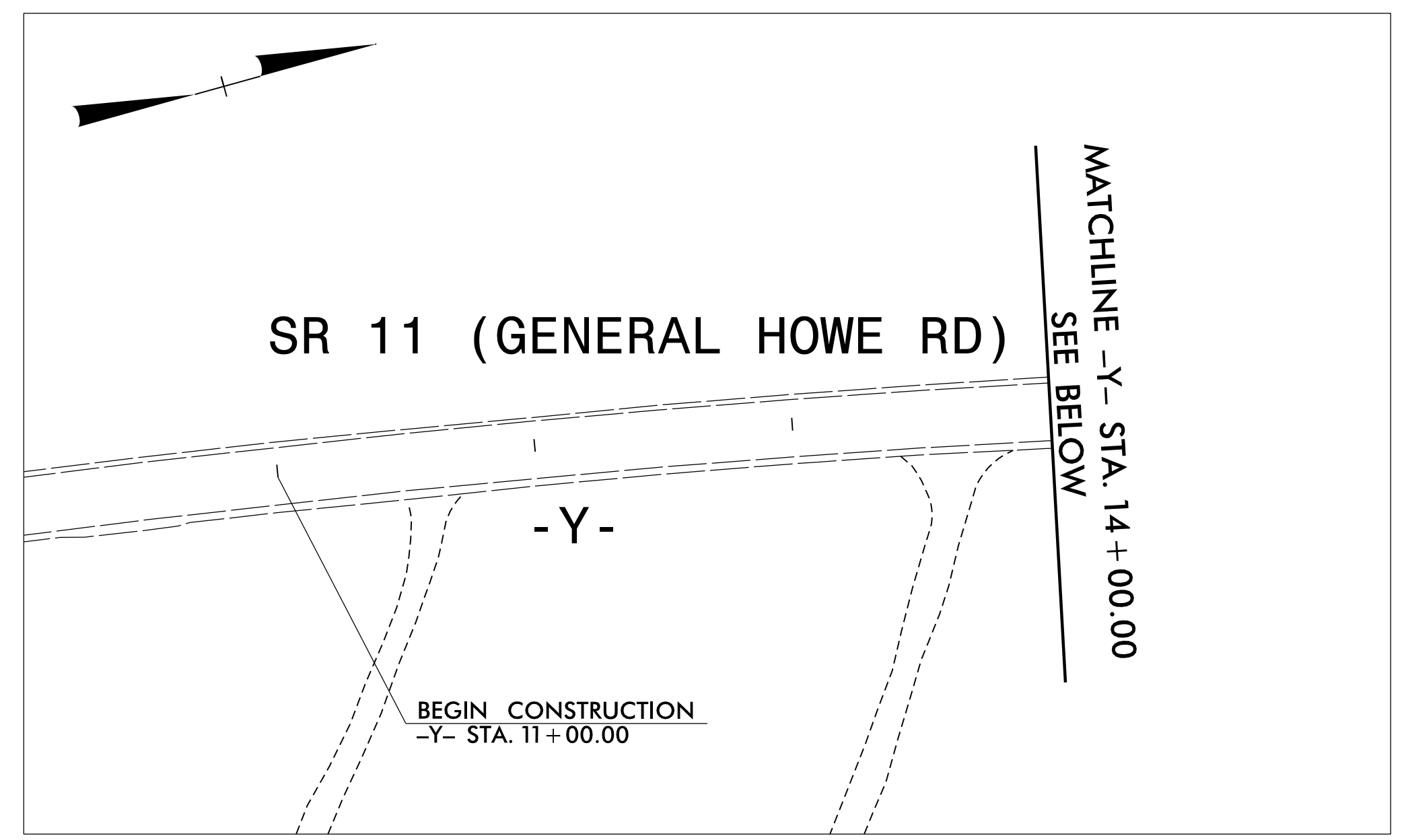
PROJECT NOTES

1. DISPOSAL OF SIGN SYSTEM, U-CHANNEL

8/11/2023 8:51:18 AM S:\B.079.00_R-2561CA\TP\T-Office\Signing\R-2561CA_SIGN-9.dgn


 1 Glenwood Avenue
 Raleigh, NC 27603
 Tel: 919.789.9977
 Fax: 919.789.9591
 License: C-2197

EXISTING SIGNS



PROJECT NOTES

- DISPOSAL OF SIGN SYSTEM, U-CHANNEL

SEPI
 1 Glenwood Avenue
 Raleigh, NC 27603
 Tel: 919.789.9977
 Fax: 919.789.9591
 License: C-2197

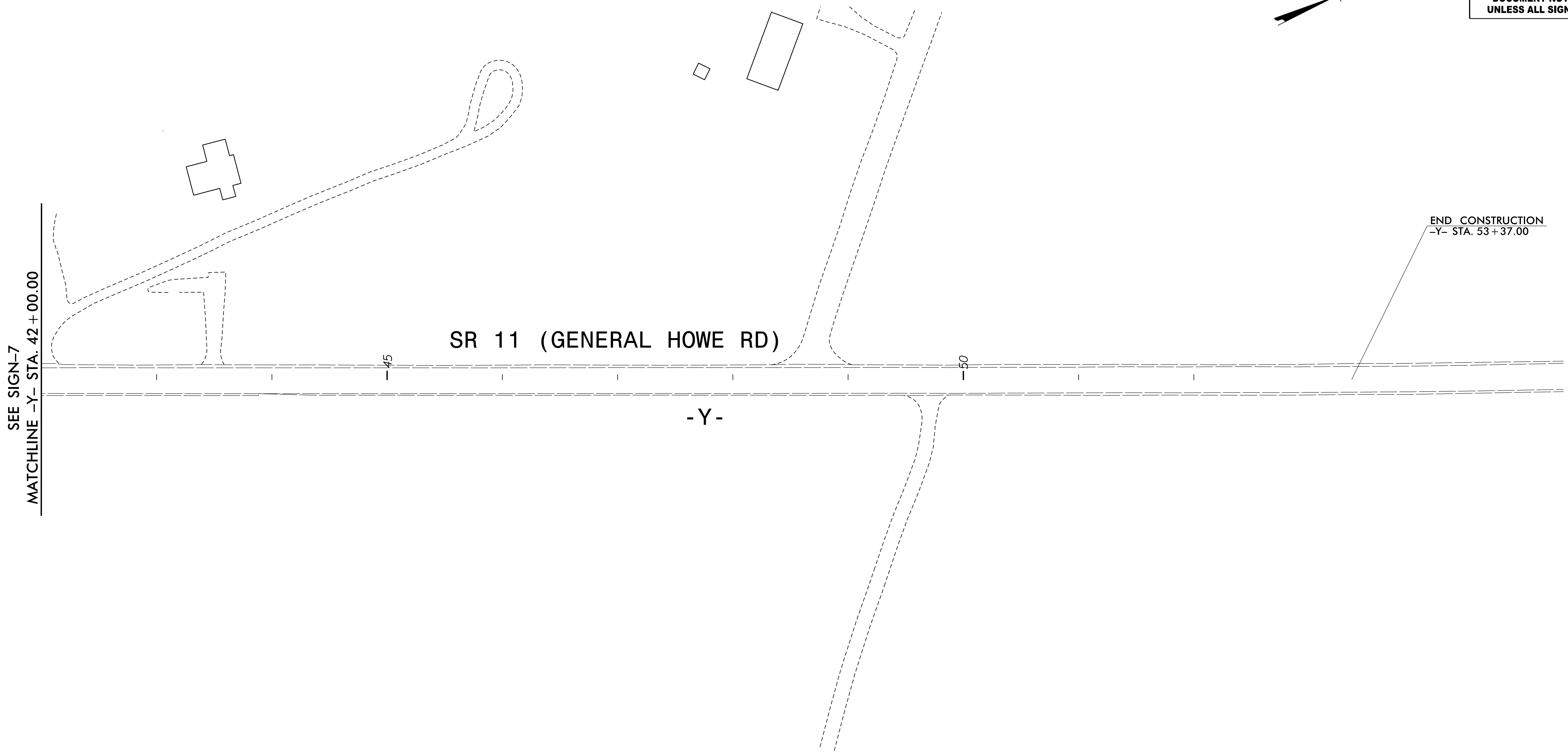
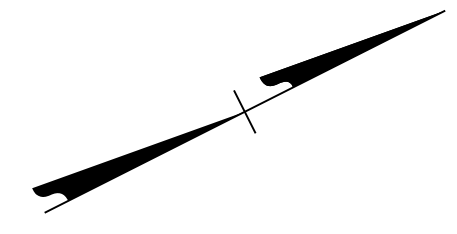
EXISTING SIGNS

8/11/2023 8:51:18 AM S:\B.079.00-R-2561CA\TP\T-Office\Signing\R-2561CA_SIGN-10.dgn

APPROVED: _____
 DATE: _____



**DOCUMENT NOT CONSIDERED FINAL
 UNLESS ALL SIGNATURES COMPLETED**



PROJECT NOTES

1. DISPOSAL OF SIGN SYSTEM, U-CHANNEL

SEPI
 1 Glenwood Avenue
 Raleigh, NC 27603
 Tel: 919.789.9977
 Fax: 919.789.9591
 License: C-2197


EXISTING SIGNS

8/1/2008 8:51:18 AM S:\E\B\079.00_R-2561CA\TP\T-Office\Signing\R-2561CA_SIGN-11.dgn

APPROVED: _____

DATE: _____

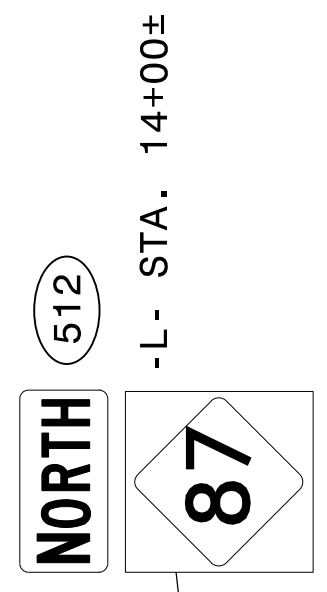

SEAL




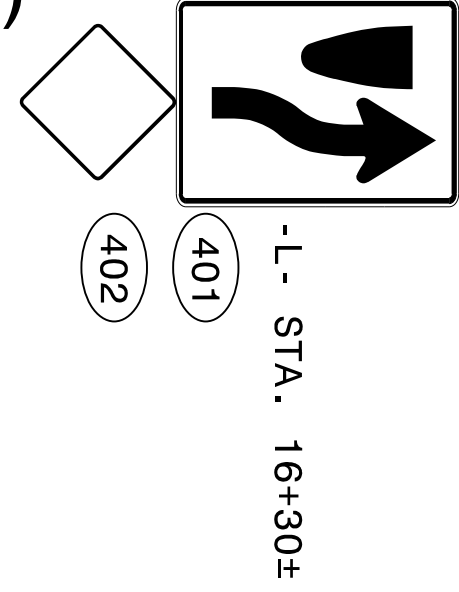
**DOCUMENT NOT CONSIDERED FINAL
UNLESS ALL SIGNATURES COMPLETED**

BEGIN TIP PROJECT R-2561CA
-L1- STA. 11+00.00

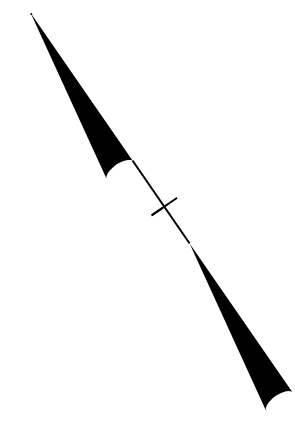
-L1-



SR 87 (OLD STAGE RD)



MATCHLINE -L1- STA. 19+00.00
SEE SIGN-13

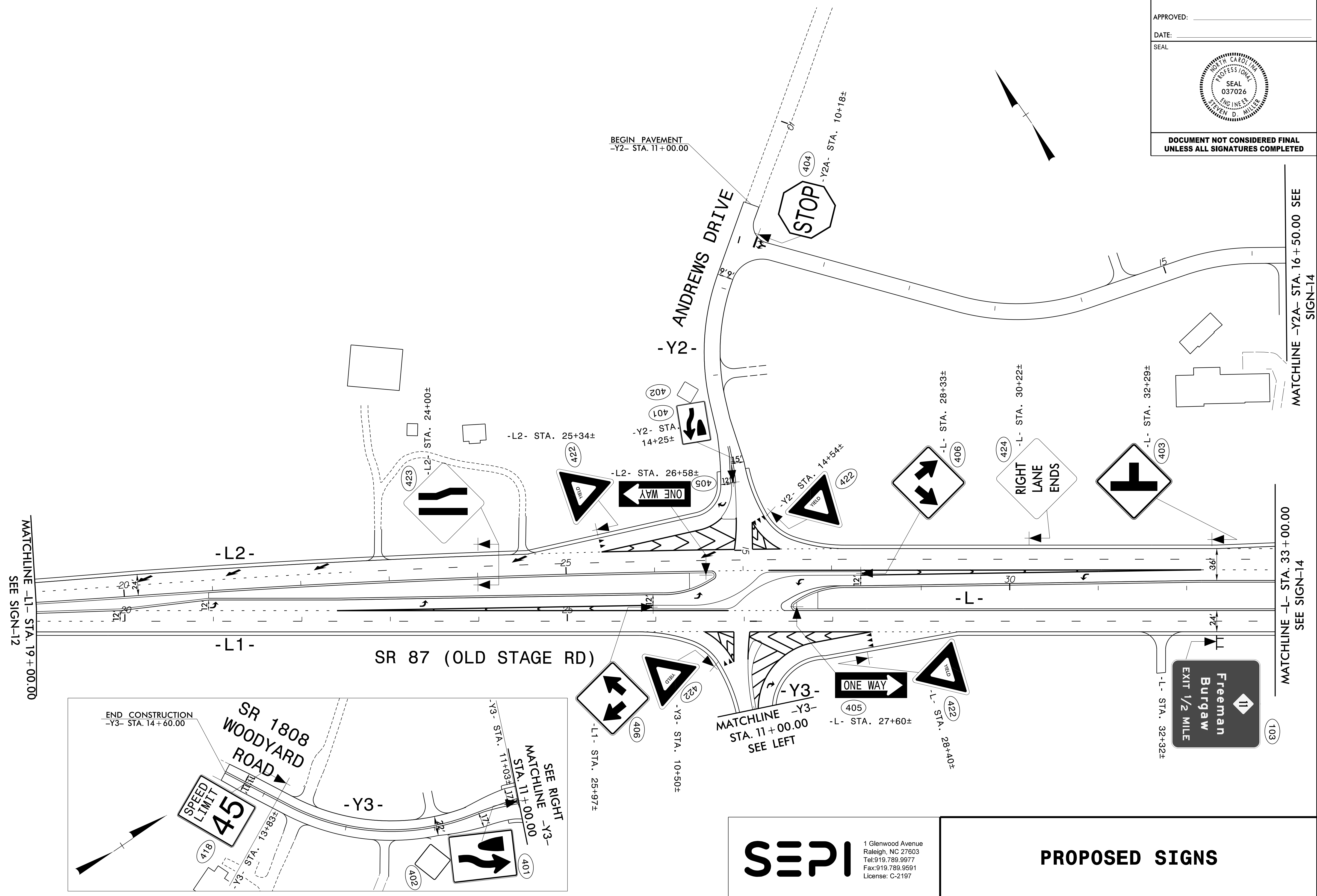


8/11/2023 8:51:18 AM S:\E\B\079\00_R-2561CA\TP\T-Office\Signing\R-2561CA_SIGN-12.dgn
 (1)



1 Glenwood Avenue
Raleigh, NC 27603
Tel: 919.789.9977
Fax: 919.789.9591
License: C-2197

PROPOSED SIGNS




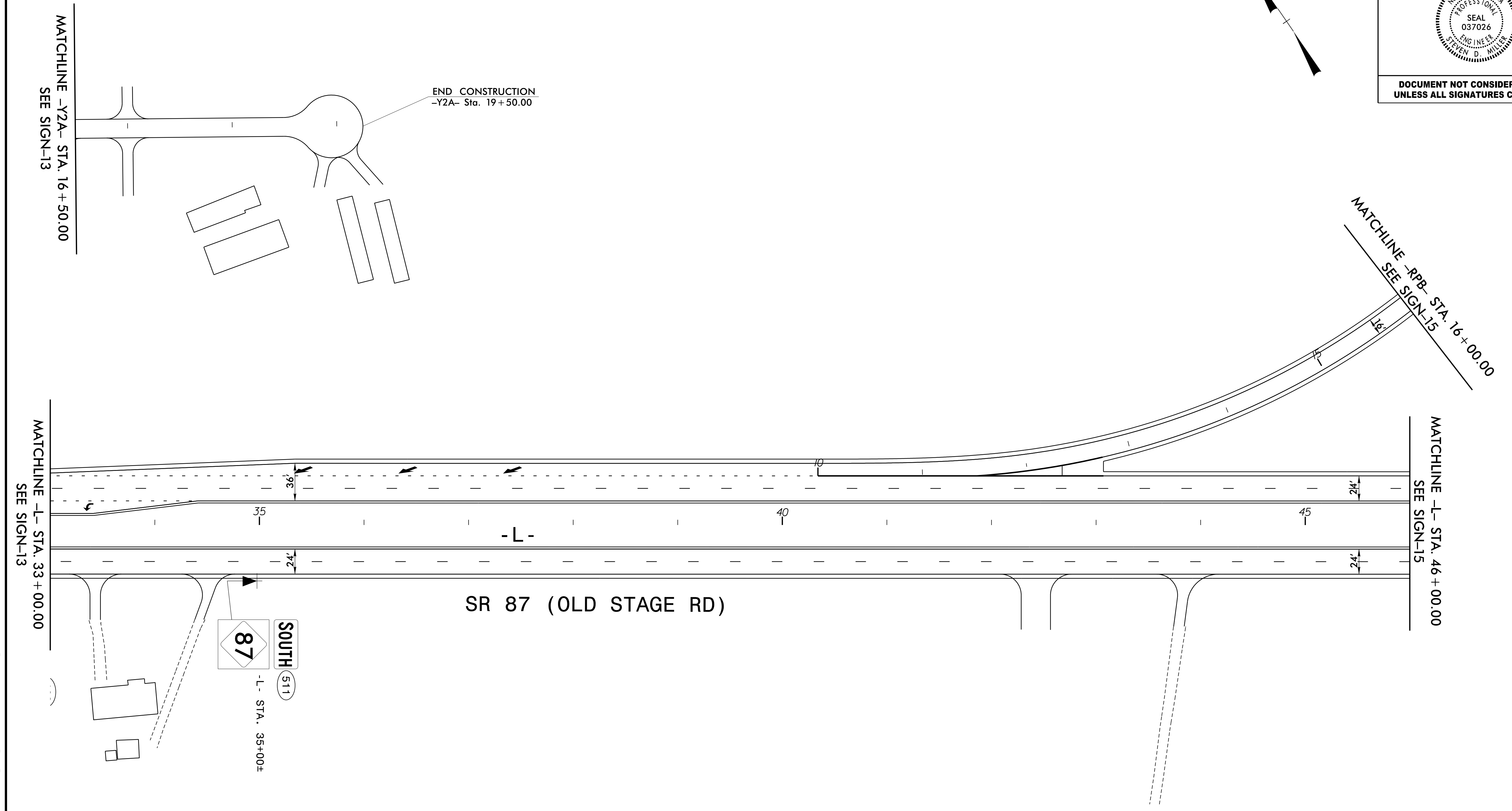

8/14/2013 8:51:18 AM S:\EIB\079_00_R-2561CA\TP\T-r\fig\Signing\R-2561CA_SIGN-13.dgn
 13

SEPI

1 Glenwood Avenue
 Raleigh, NC 27603
 Tel: 919.789.9977
 Fax: 919.789.9591
 License: C-2197

PROPOSED SIGNS

TIP NO. R-2561CA	SHEET NO. SIGN-14
APPROVED: _____	
DATE: _____	
SEAL	
	
DOCUMENT NOT CONSIDERED FINAL UNLESS ALL SIGNATURES COMPLETED	




8/11/2023 8:51:18 AM S:\E\B\079\00_R-2561CA\TP\T-Office\Signting\R-2561CA_SIGN-14.dgn
 14

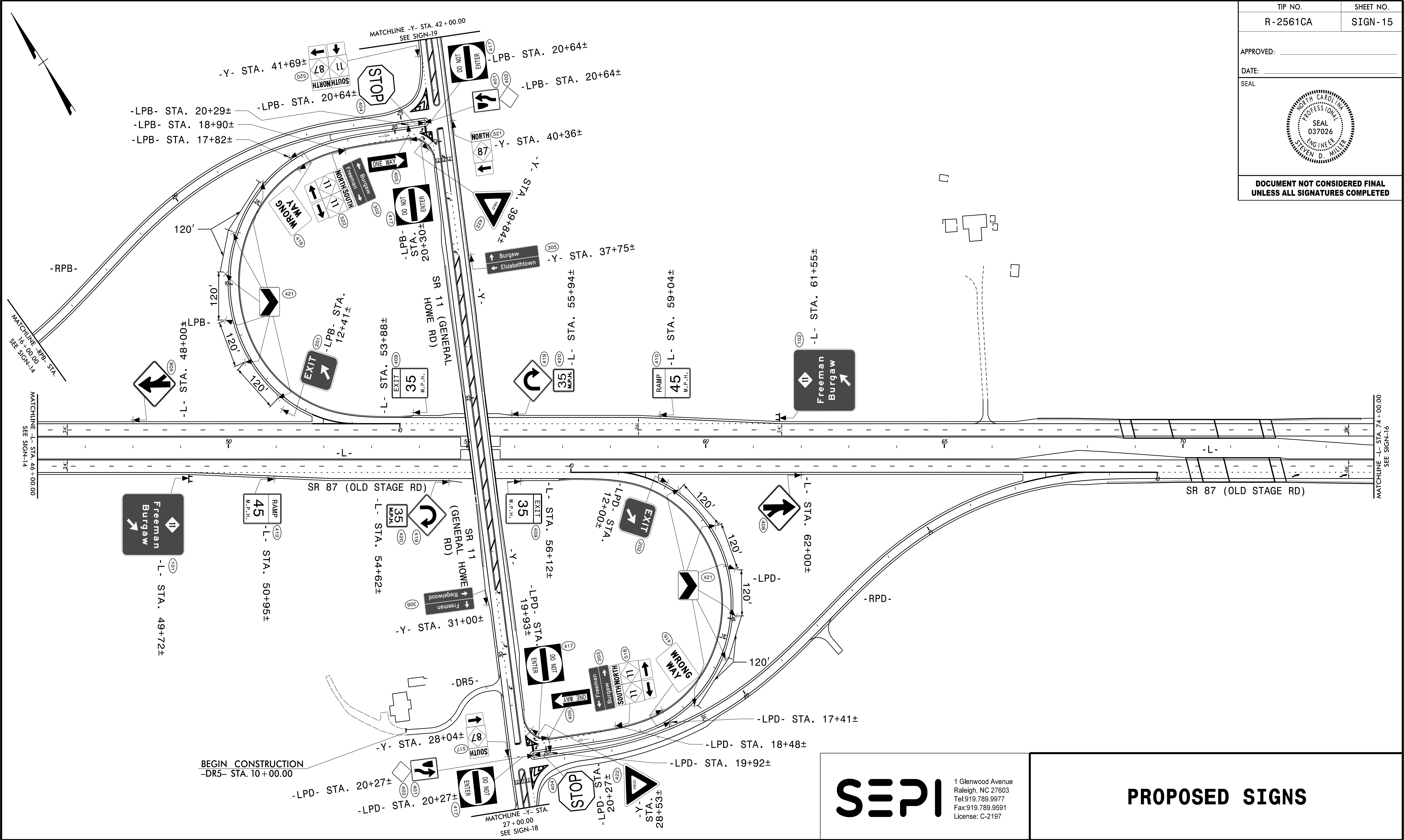

 1 Glenwood Avenue
 Raleigh, NC 27603
 Tel: 919.789.9977
 Fax: 919.789.9591
 License: C-2197

PROPOSED SIGNS

APPROVED: _____
 DATE: _____
 SEAL



**DOCUMENT NOT CONSIDERED FINAL
 UNLESS ALL SIGNATURES COMPLETED**




8/5/13 10:51:18 AM C:\Users\bauman\Documents\Projects\2561CA\TP1\rafre\Signing\N-2561CA_SIGN-15.dgn
 bauman

SEPI

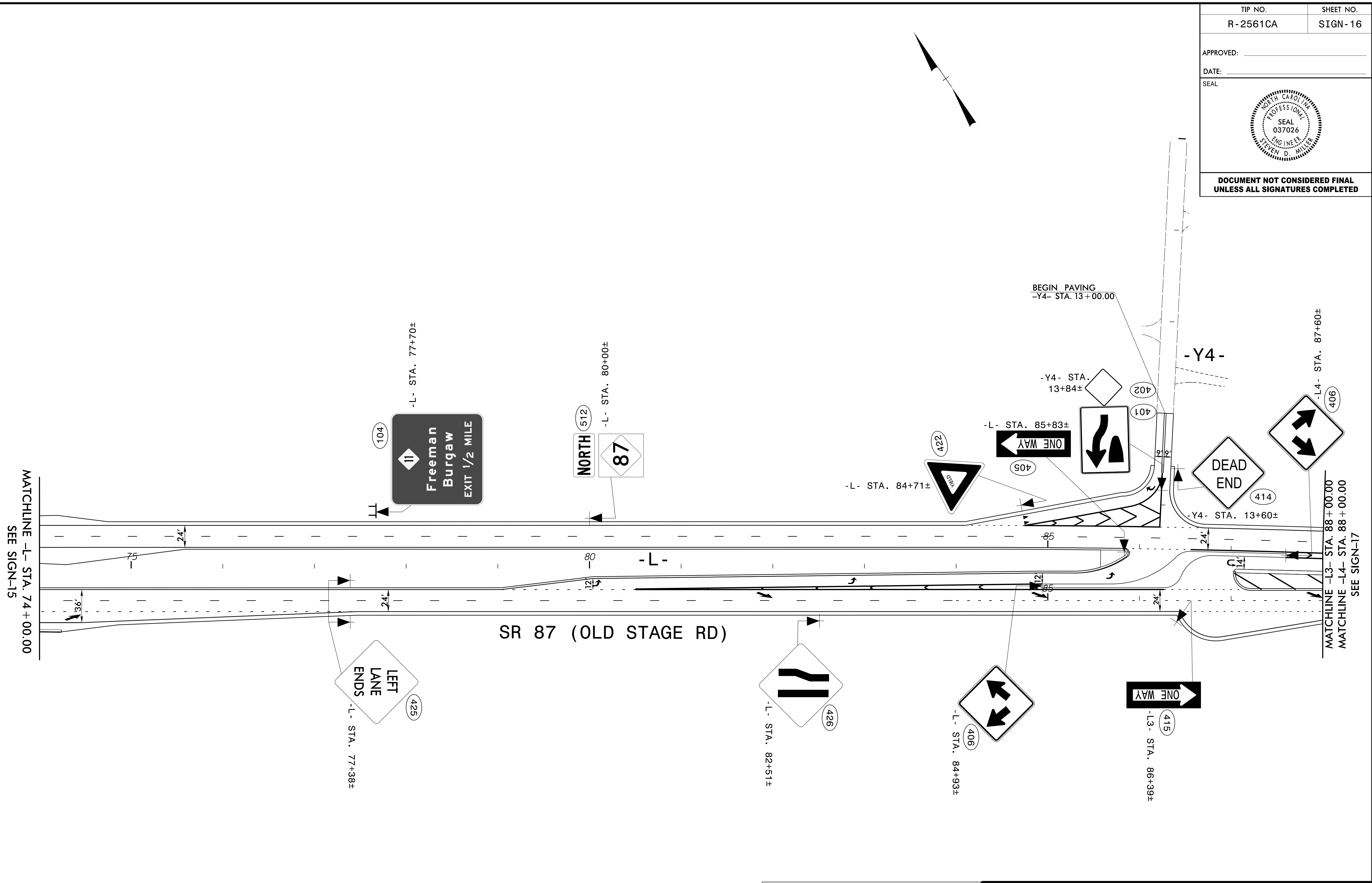
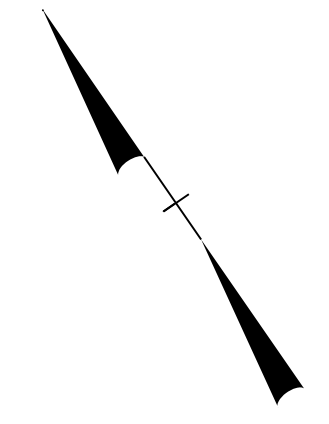
1 Glenwood Avenue
 Raleigh, NC 27603
 Tel: 919.789.9977
 Fax: 919.789.9591
 License: C-2197

PROPOSED SIGNS

APPROVED: _____
 DATE: _____



**DOCUMENT NOT CONSIDERED FINAL
 UNLESS ALL SIGNATURES COMPLETED**




8/11/2025 10:05:16 AM S:\E\B\079\00_R-2561CA\TP\T-e\Fic\Signing\R-2561CA_SIGN-16.dgn

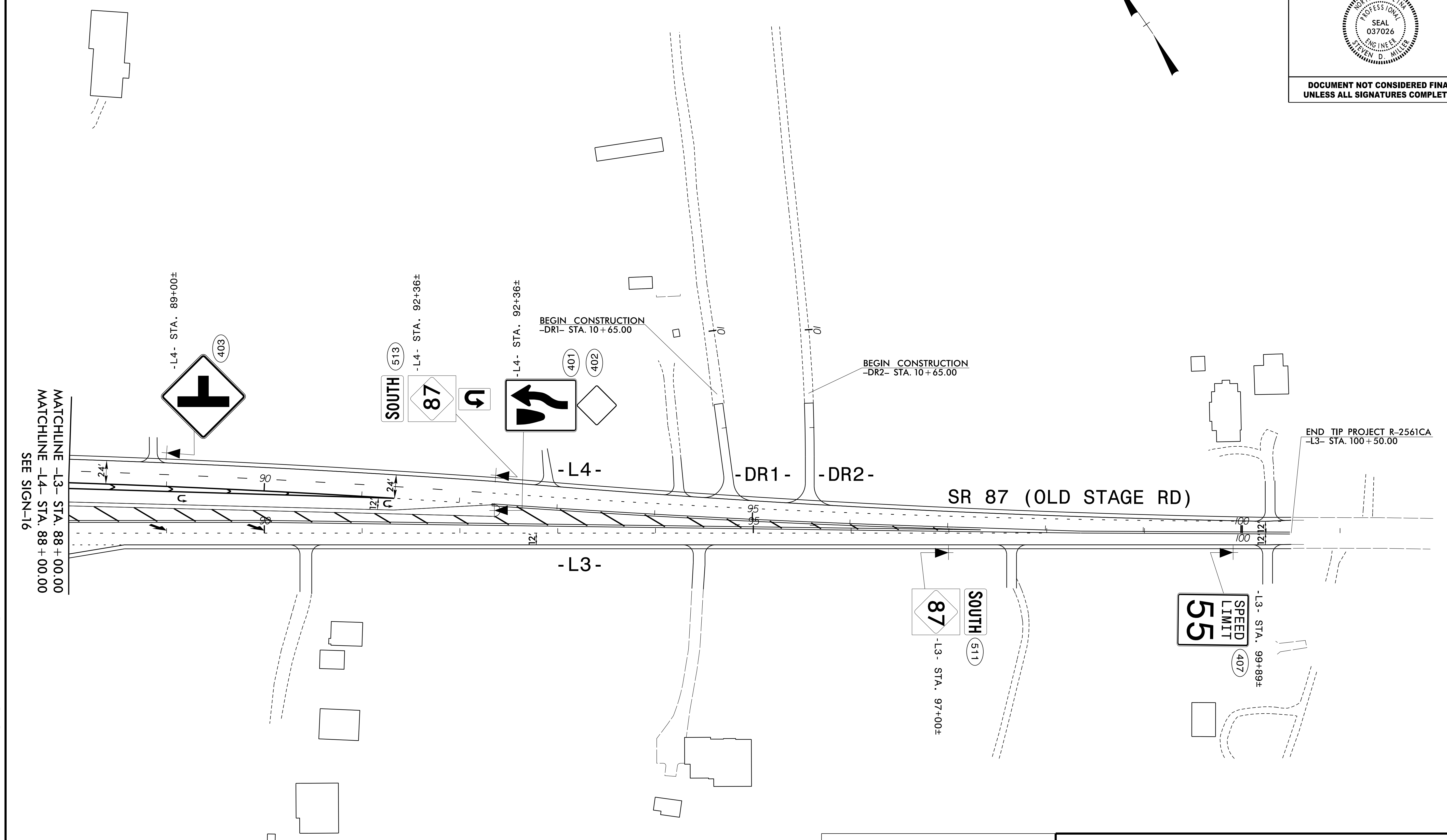
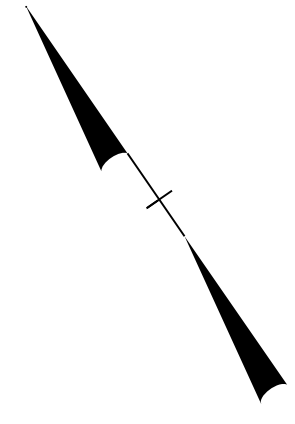
1 Glenwood Avenue
 Raleigh, NC 27603
 Tel: 919.789.9977
 Fax: 919.789.9591
 License: C-2197

PROPOSED SIGNS

APPROVED: _____
 DATE: _____



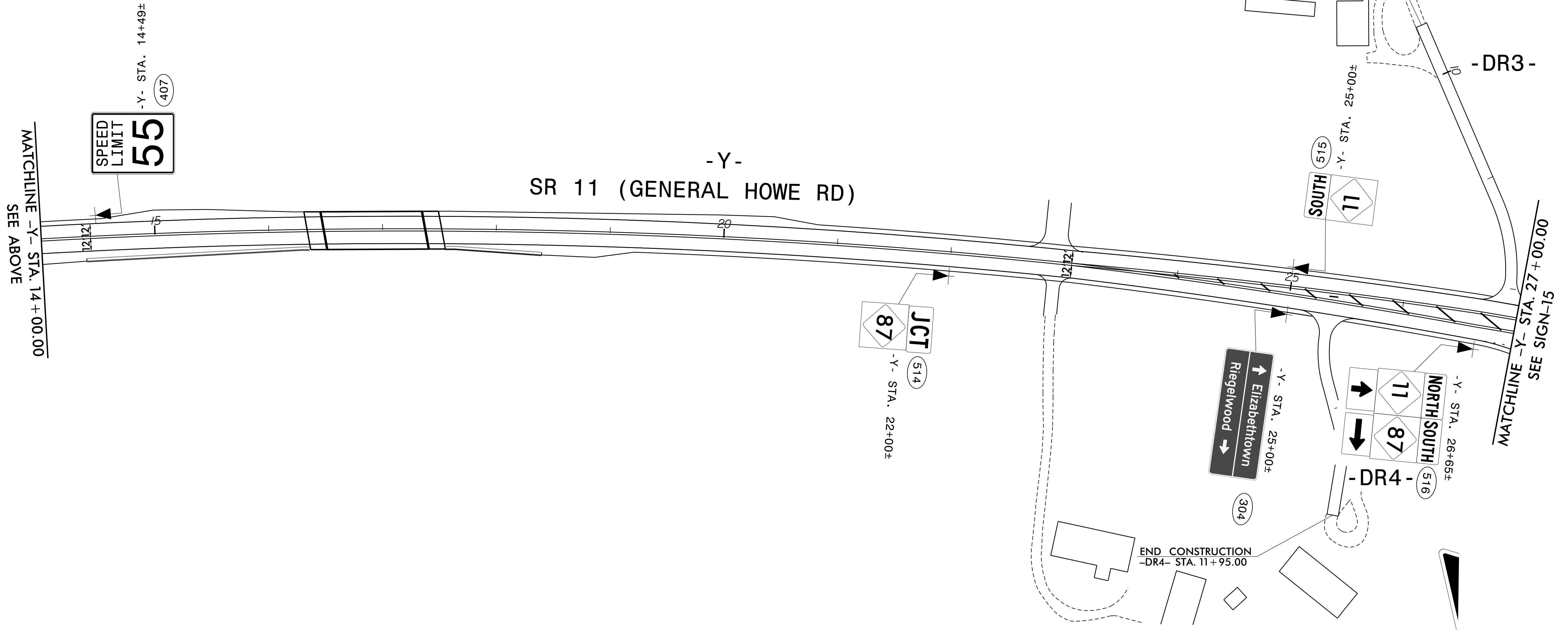
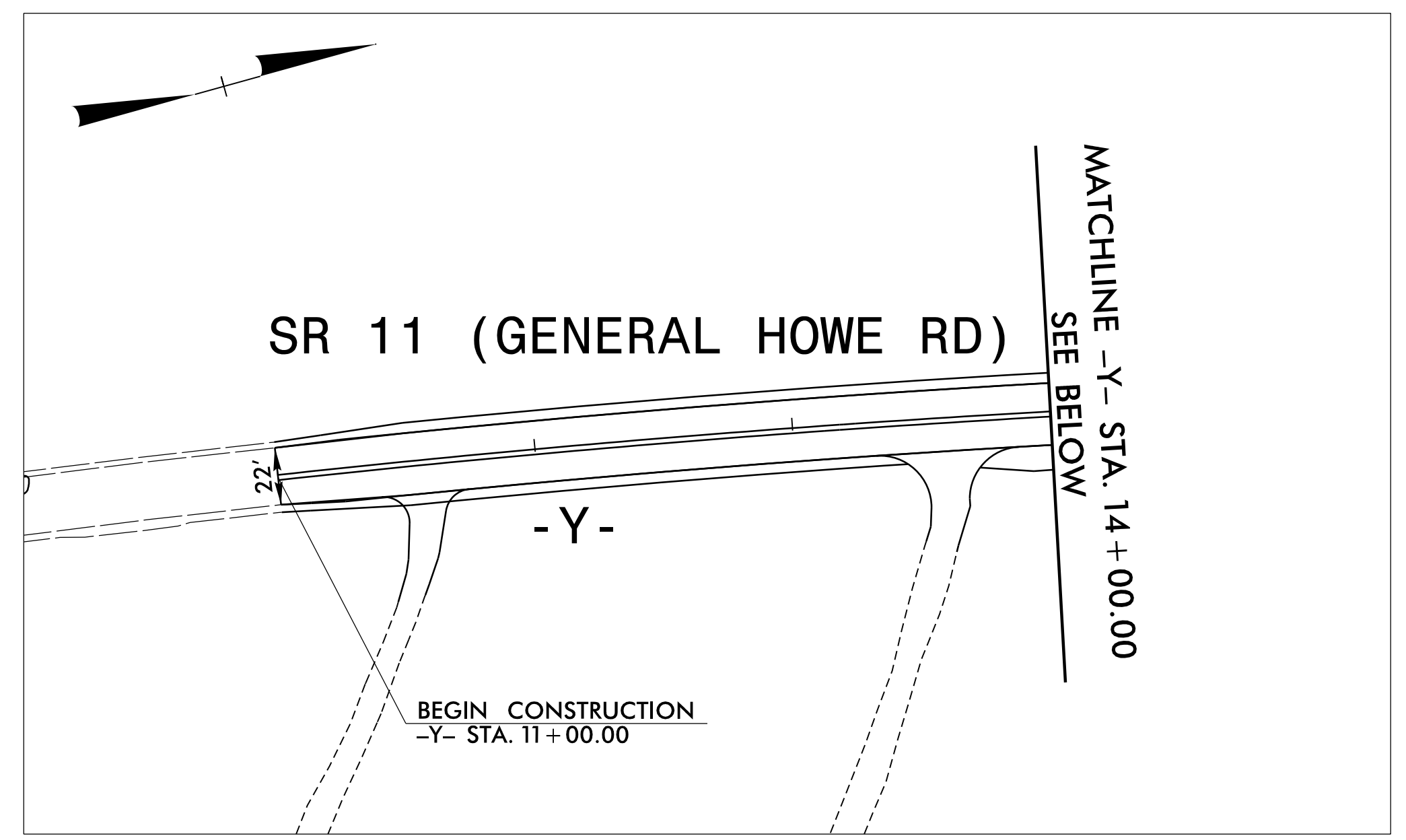
**DOCUMENT NOT CONSIDERED FINAL
 UNLESS ALL SIGNATURES COMPLETED**



MATCHLINE -L3- STA. 88+00.00
 MATCHLINE -L4- STA. 88+00.00
 SEE SIGN-16

END TIP PROJECT R-2561CA
 -L3- STA. 100+50.00

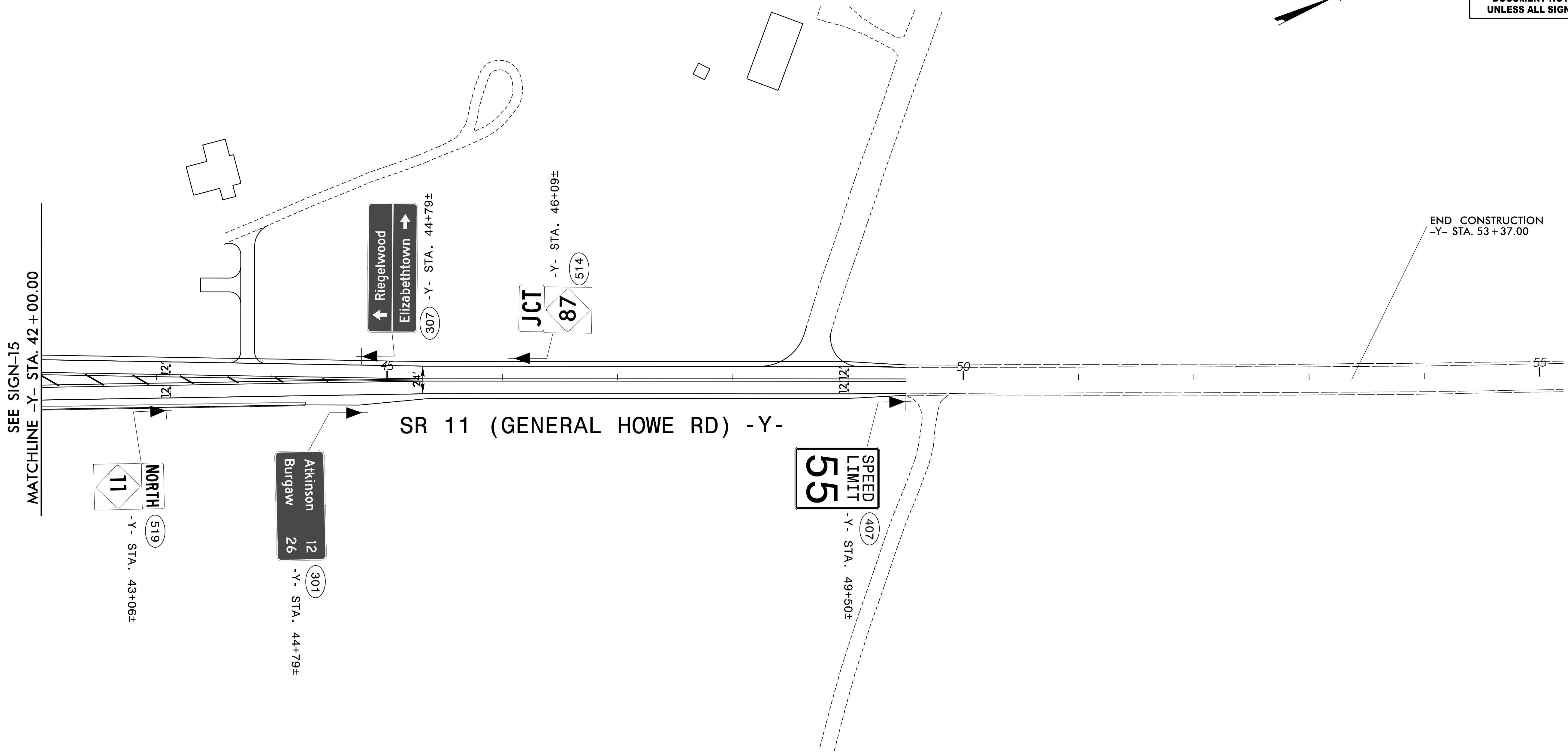
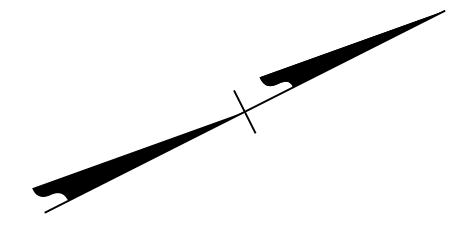
8/11/2023 8:41:20 AM S:\EIB\079\00_R-2561CA\TP\T-Office\Signing\R-2561CA_SIGN-17.dgn
 (1)



8/15/2018 8:51:18 AM C:\EIB\079_00_R-2561CA\TP\T-Office\Signing\R-2561CA_SIGN-18.dgn
 18
 17

SEPI
 1 Glenwood Avenue
 Raleigh, NC 27603
 Tel: 919.789.9977
 Fax: 919.789.9591
 License: C-2197

PROPOSED SIGNS



8/15/2023 8:50:00 AM C:\EIB\079\00_R-2561CA\TP\T-Office\Signting\R-2561CA_SIGN-19.dgn
 19


 1 Glenwood Avenue
 Raleigh, NC 27603
 Tel: 919.789.9977
 Fax: 919.789.9591
 License: C-2197

PROPOSED SIGNS