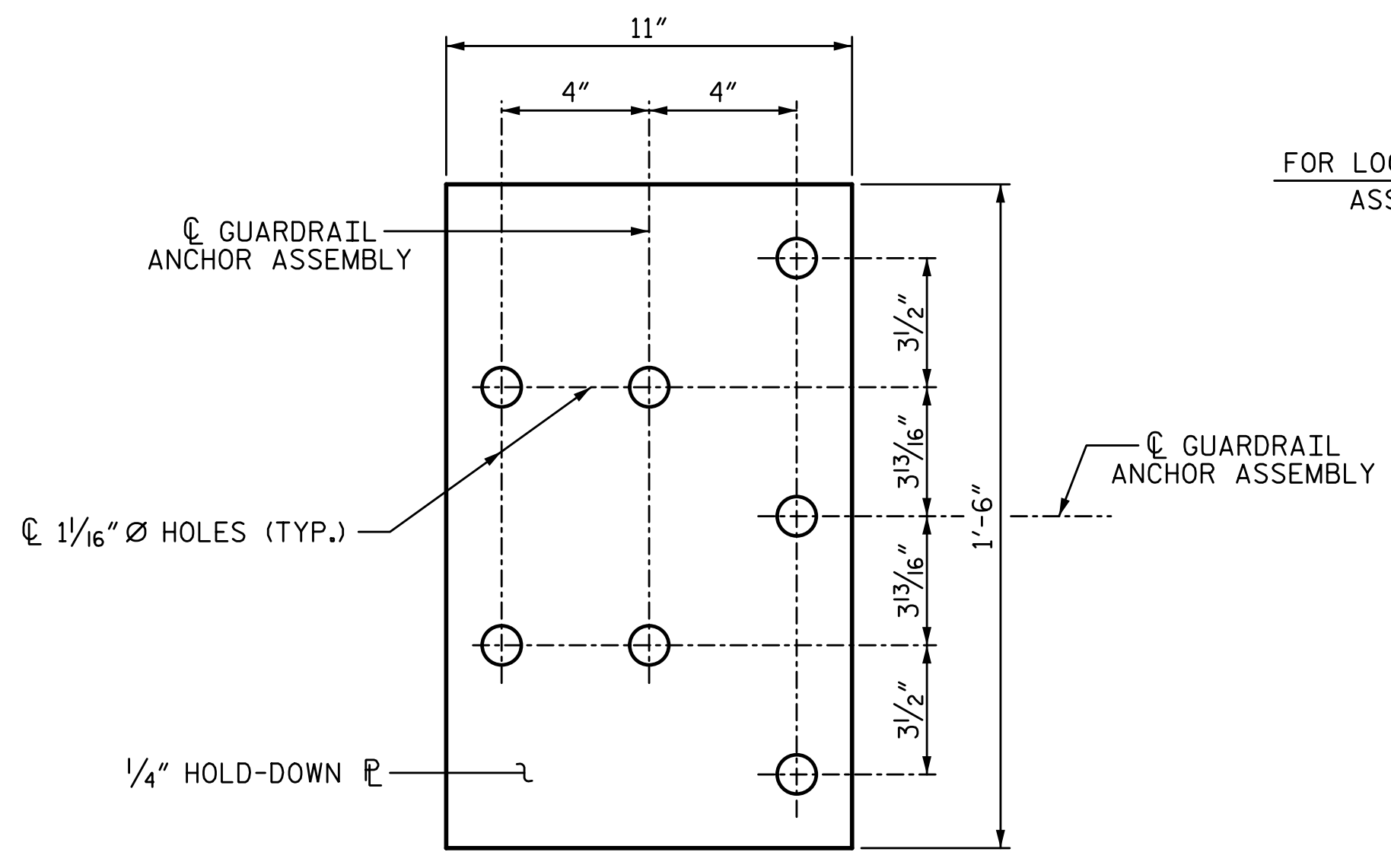
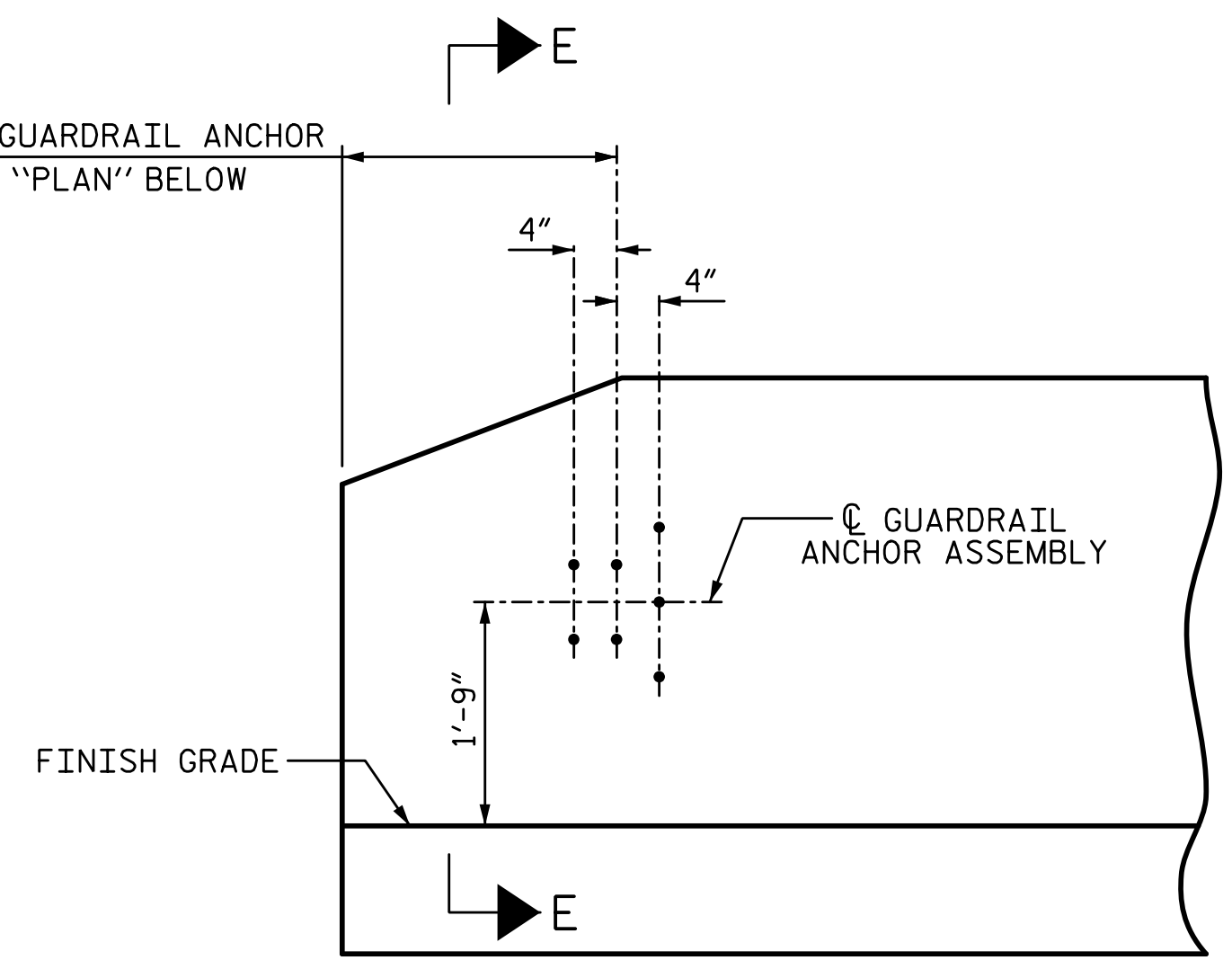


11/21/2022 10:18:51 AM P:\Raleigh\Projects\2018\Division 13 (SEA)\B-5869 (Burke 99)\Structures\Drawings\2\Final\2\B5869_SMU_GR_110099(2).dgn



PLAN

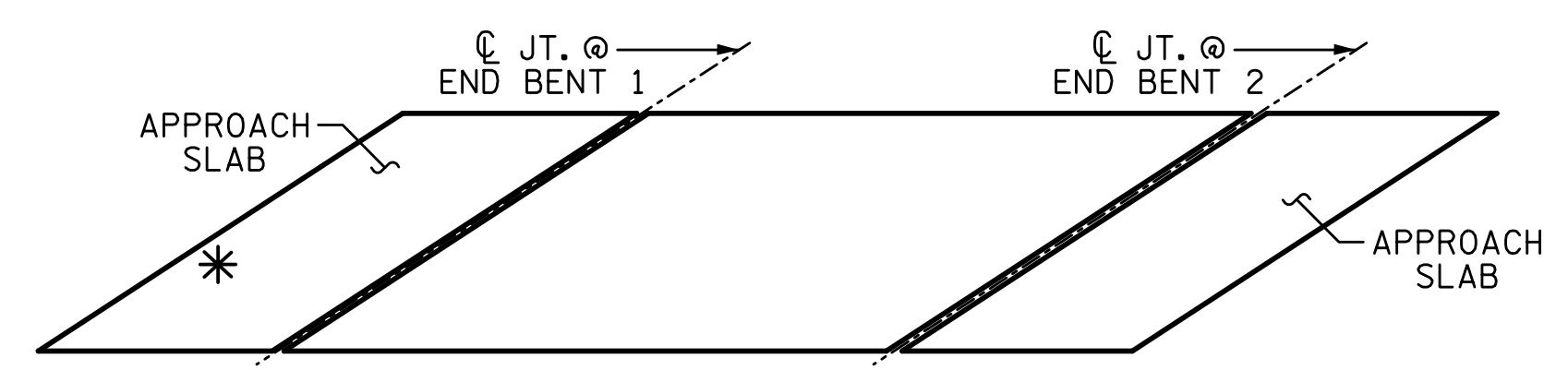
FOR LOCATION OF GUARDRAIL ANCHOR ASSEMBLY, SEE "PLAN" BELOW



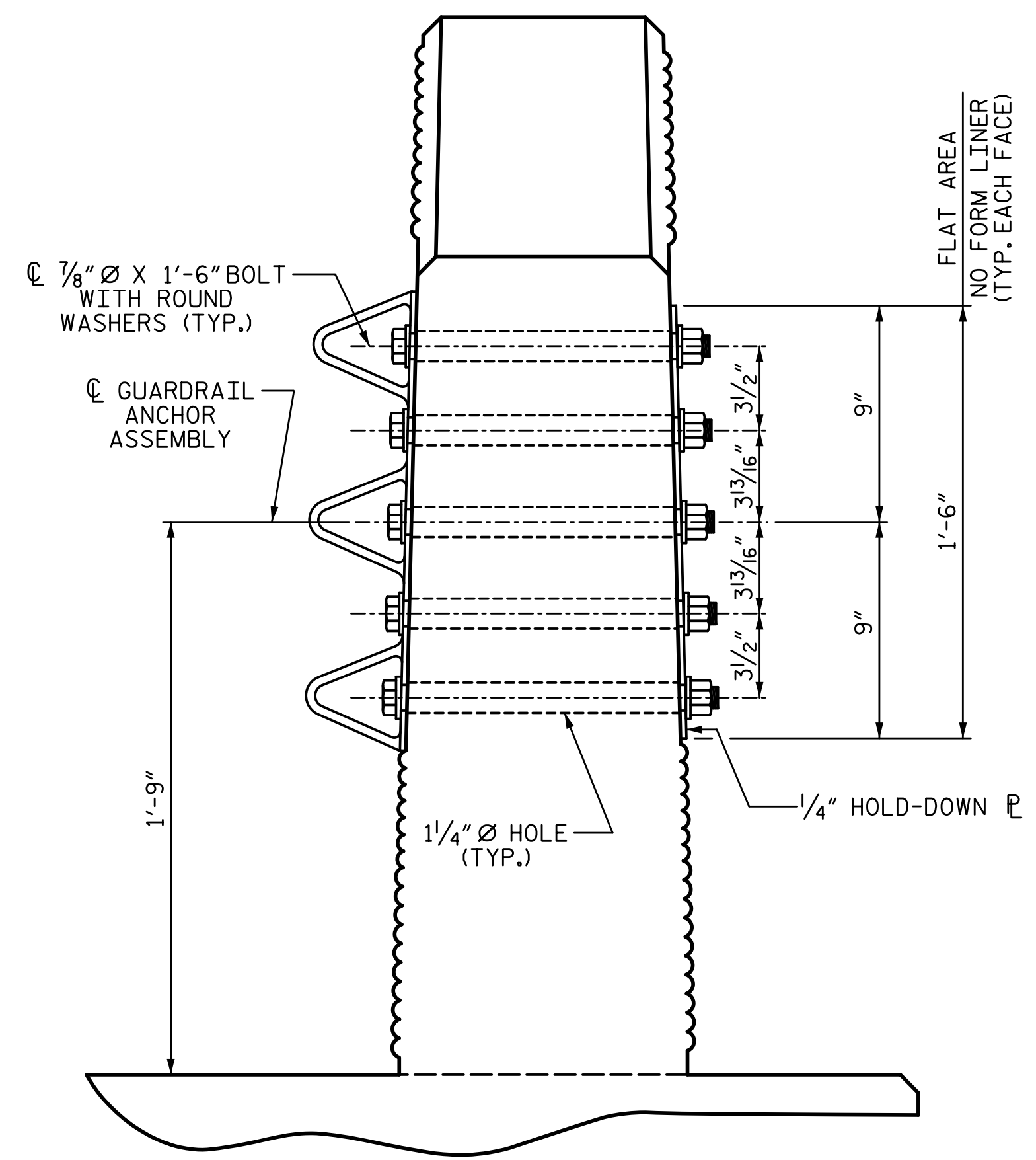
ELEVATION

NOTES:

- THE GUARDRAIL ANCHOR ASSEMBLY SHALL CONSIST OF A 1/4" HOLD DOWN PLATE AND 7 - 1/8" Ø BOLTS WITH NUTS AND WASHERS.
- THE HOLD-DOWN PLATE SHALL CONFORM TO AASHTO M270 GRADE 36. AFTER FABRICATION, THE HOLD-DOWN PLATE SHALL BE HOT-DIP GALVANIZED IN ACCORDANCE WITH AASHTO M111.
- BOLTS SHALL CONFORM TO THE REQUIREMENTS OF ASTM A307 AND NUTS SHALL CONFORM TO THE REQUIREMENTS OF AASHTO M291. BOLTS, NUTS AND WASHERS SHALL BE GALVANIZED. (AT THE CONTRACTOR'S OPTION, STAINLESS STEEL BOLTS, NUTS AND WASHERS MAY BE USED AS AN ALTERNATE FOR THE 1/8" Ø GALVANIZED BOLTS, NUTS AND WASHERS. THEY SHALL CONFORM TO OR EXCEED THE MECHANICAL REQUIREMENTS OF ASTM A307. THE USE OF THIS ALTERNATE SHALL BE APPROVED BY THE ENGINEER.)
- THE GUARDRAIL ANCHOR ASSEMBLY IS REQUIRED AT ALL POINTS WHERE APPROACH GUARDRAIL IS TO BE ATTACHED TO THE END OF BARRIER RAIL. FOR POINTS OF ATTACHMENT, SEE SKETCH.
- AFTER INSTALLATION, THE EXPOSED THREAD OF THE BOLT SHALL BE BURRED WITH A SHARP POINTED TOOL.
- THE COST OF THE GUARDRAIL ANCHOR ASSEMBLY SHALL BE INCLUDED IN THE UNIT CONTRACT PRICE BID FOR VERTICAL CONCRETE BARRIER RAIL.
- THE VERTICAL REINFORCING BARS MAY BE SHIFTED SLIGHTLY IN THE VERTICAL CONCRETE BARRIER RAIL TO CLEAR ASSEMBLY BOLTS.
- THE 1/4" Ø HOLES SHALL BE FORMED OR DRILLED WITH A CORE BIT. IMPACT TOOLS WILL NOT BE PERMITTED. ANY CONCRETE DAMAGED BY THIS WORK SHALL BE REPAIRED TO THE SATISFACTION OF THE ENGINEER.

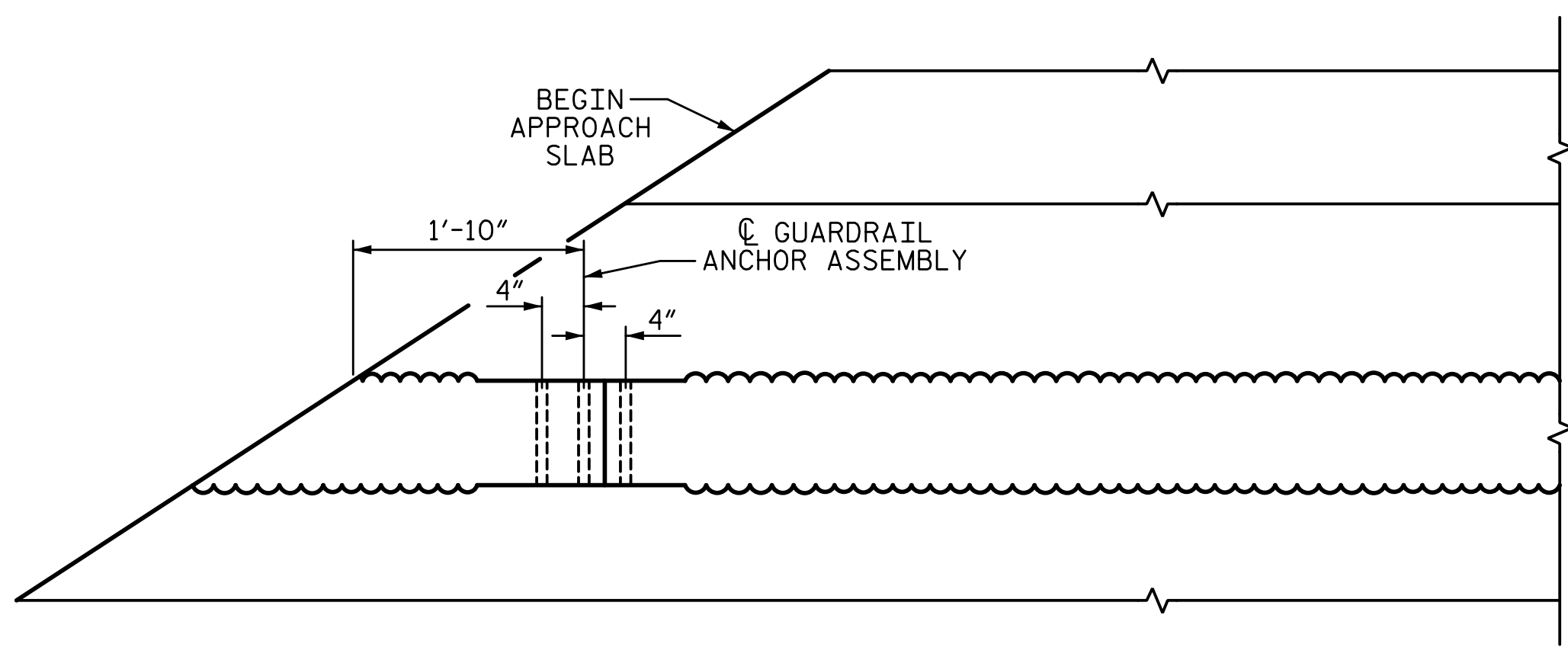


SKETCH SHOWING POINTS OF ATTACHMENT
* DENOTES GUARDRAIL ANCHOR ASSEMBLY



SECTION E-E

GUARDRAIL ANCHOR ASSEMBLY DETAILS



PLAN

LOCATION OF ANCHORS FOR GUARDRAIL

END BENT 1 SHOWN

PROJECT NO. B-5869
BURKE COUNTY
 STATION: 21+62.39 -L-



STATE OF NORTH CAROLINA
 DEPARTMENT OF TRANSPORTATION
 RALEIGH
 SUPERSTRUCTURE
 GUARDRAIL ANCHORAGE
 DETAILS FOR VERTICAL
 CONCRETE BARRIER RAIL
 STAGE II

DRAWN BY: S.D. COOPER	DATE: 3-2022
CHECKED BY: M. AVERETTE	DATE: 3-2022
DESIGN ENGINEER OF RECORD: M. AVERETTE	DATE: 3-2022

REVISIONS						SHEET NO.
NO.	BY:	DATE:	NO.	BY:	DATE:	S-37
1			3			TOTAL SHEETS
2			4			72

DOCUMENT NOT CONSIDERED FINAL UNLESS ALL SIGNATURES COMPLETED