

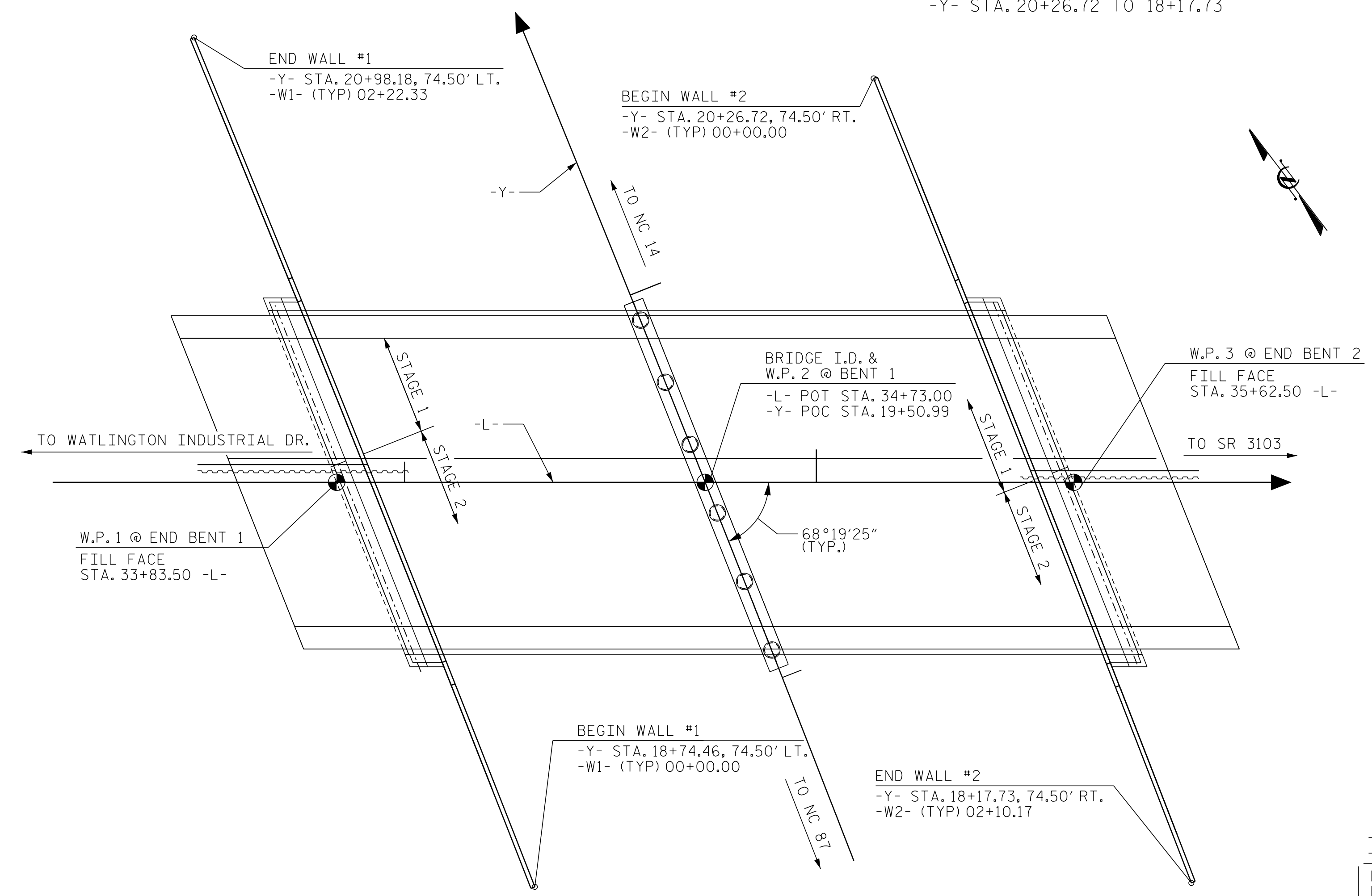


RETAINING WALL NO. 2

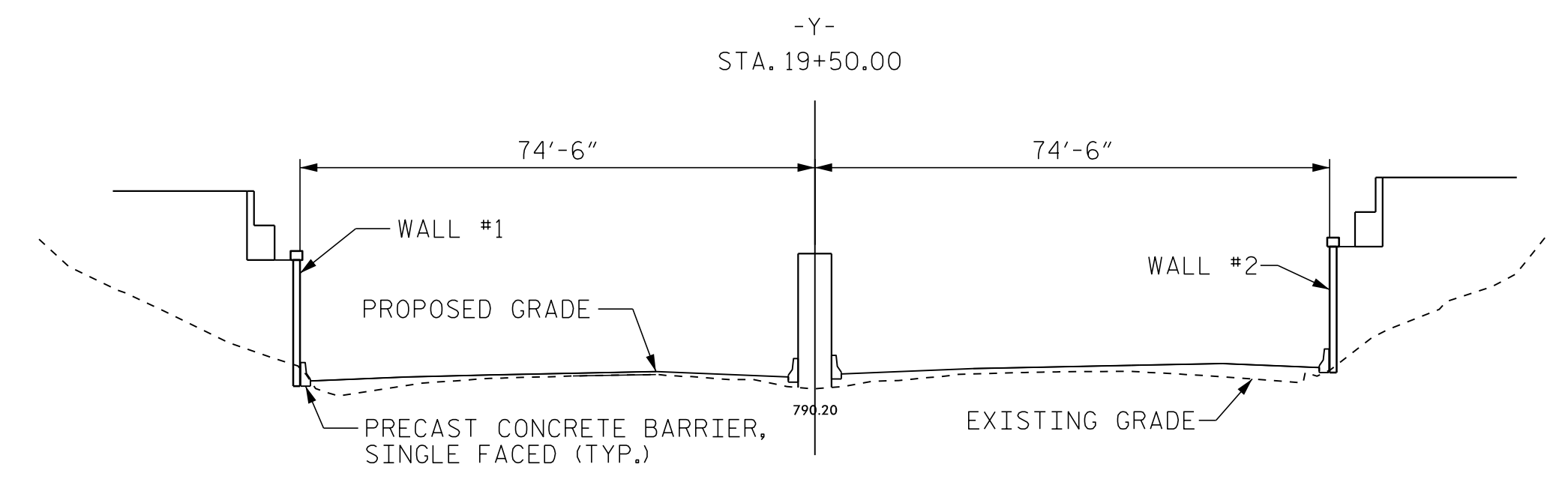
-Y- STA. 20+26.72 TO 18+17.73

GEOTECHNICAL ENGINEER  SEAL 052709 ENGINEER MATTHEW MARK LATTIN	ENGINEER _____ SIGNATURE DATE
DocuSigned by:  02/16/2023 DEPARTMENT OF TRANSPORTATION DATE SIGNATURE DATE	
DOCUMENT NOT CONSIDERED FINAL UNLESS ALL SIGNATURES COMPLETED	

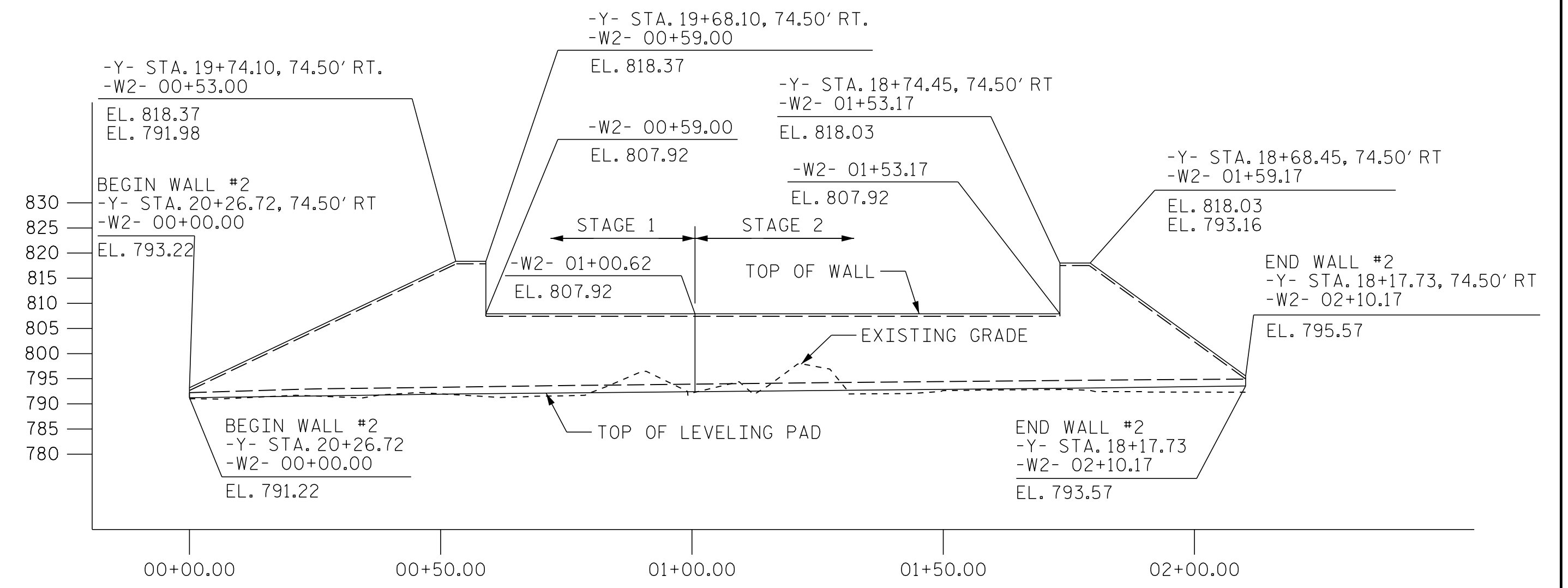


PLAN VIEW

ESTIMATED MSE WALL QUANTITY (SQUARE FEET)	
MSE RETAINING WALL NO. 2	3370 SF



TYPICAL SECTION AT STA. 19+50




WALL #2 ENVELOPE (AT END BENT 2)
(LOOKING AT FRONT FACE OF WALL)

PROJECT NO.: BR-0041
 ROCKINGHAM COUNTY
 STATION: -Y- STA. 20+26.72 TO 18+17.73
 SHEET 1 OF 3

PREPARED BY: C.R. PASTRANA DATE: 02/2023
 REVIEWED BY: M.M. LATTIN DATE: 02/2023

ESP

ESP ASSOCIATES, INC.
 7011 ALBERT PICK RD
 SUITE E
 GREENSBORO, NC 27409
 FIRM # C-0587
 WWW.ESPASSOCIATES.COM



**NORTH CAROLINA
 DEPARTMENT OF TRANSPORTATION
 DIVISION OF HIGHWAYS**

**GEOTECHNICAL
 ENGINEERING UNIT**

REVISIONS					
NO.	BY	DATE	NO.	BY	DATE
1			3		
2			4		

SHEET NO. W-4