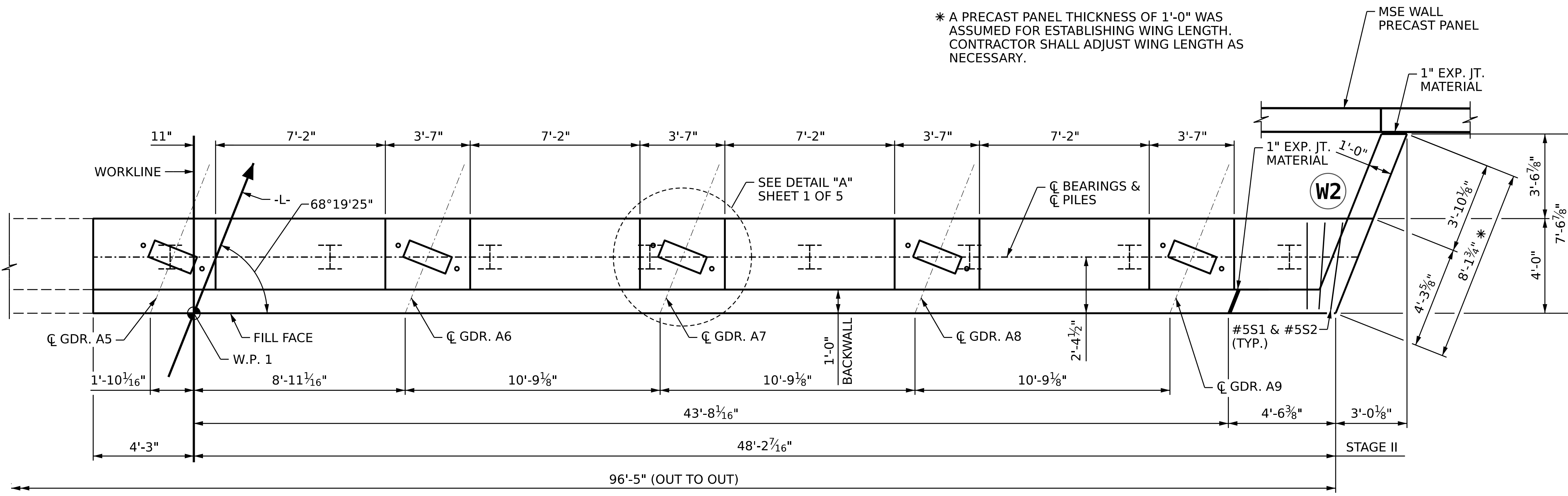


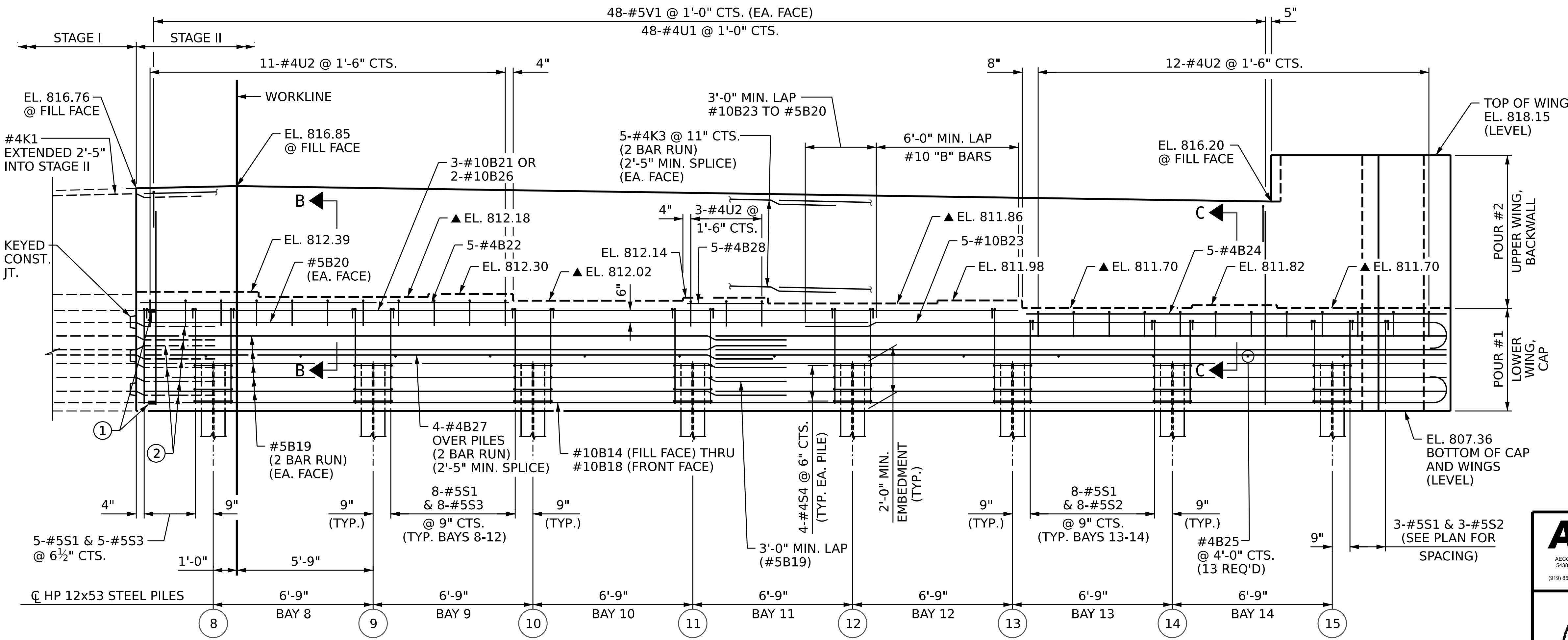
* A PRECAST PANEL THICKNESS OF 1'-0" WAS ASSUMED FOR ESTABLISHING WING LENGTH. CONTRACTOR SHALL ADJUST WING LENGTH AS NECESSARY.

NOTES:
FOR NOTES AND DETAIL "A", SEE SHEET 1 OF 5.
FOR SECTIONS B-B AND C-C, SEE SHEET 5 OF 5.



PLAN

48-#5V1 @ 1'-0" CTS. (EA. FACE)
48-#4U1 @ 1'-0" CTS.




ELEVATION

- ① SEE DETAIL "B" FOR REINF. DETAILS AT CONST. JT.
- ② #5B6, #5B13, #4B12 EXTENDED 3'-2" MIN. INTO STAGE II

▲ FOR LOCATION OF ELEVATIONS BETWEEN BRIDGE SEAT BUILDUPS, SEE SECTION A-A ON SHEET 5.

DOCUMENT NOT CONSIDERED FINAL UNLESS ALL SIGNATURES COMPLETED

PROJECT NO. BR-0041
ROCKINGHAM COUNTY
STATION: POT 34+73.00 -L-
SHEET 2 OF 5



STATE OF NORTH CAROLINA DEPARTMENT OF TRANSPORTATION RALEIGH					
SUBSTRUCTURE END BENT 1 STAGE II					
REVISIONS					
NO.	BY:	DATE:	NO.	BY:	DATE:
1			3		
2			4		
					SHEET NO. S-32
					TOTAL SHEETS 48

DRAWN BY: D.R. DRUM DATE: 09/2022
 CHECKED BY: S. NATARAJAN DATE: 10/2022
 DESIGN ENGINEER OF RECORD: G. COLS DATE: 12/2022