

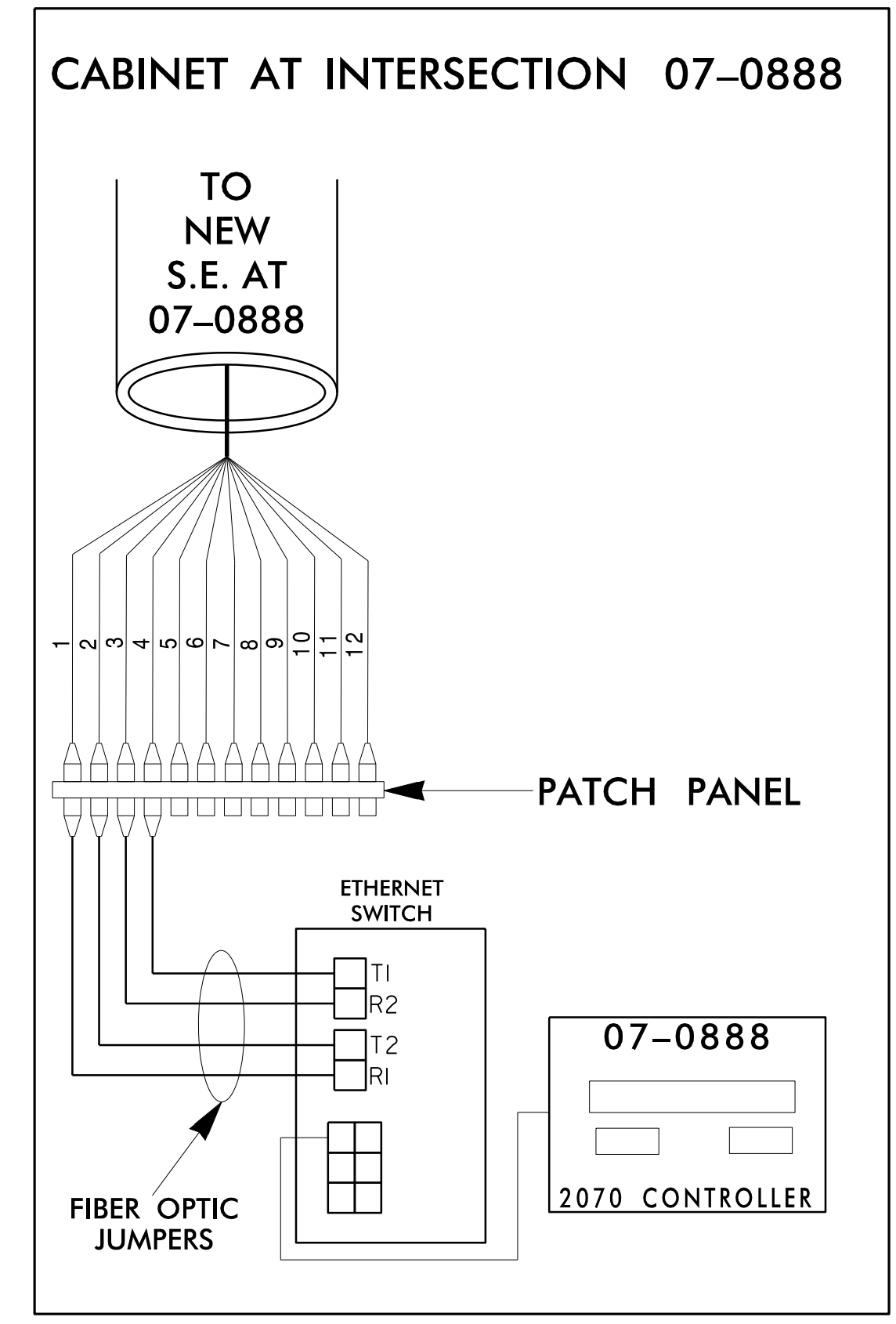
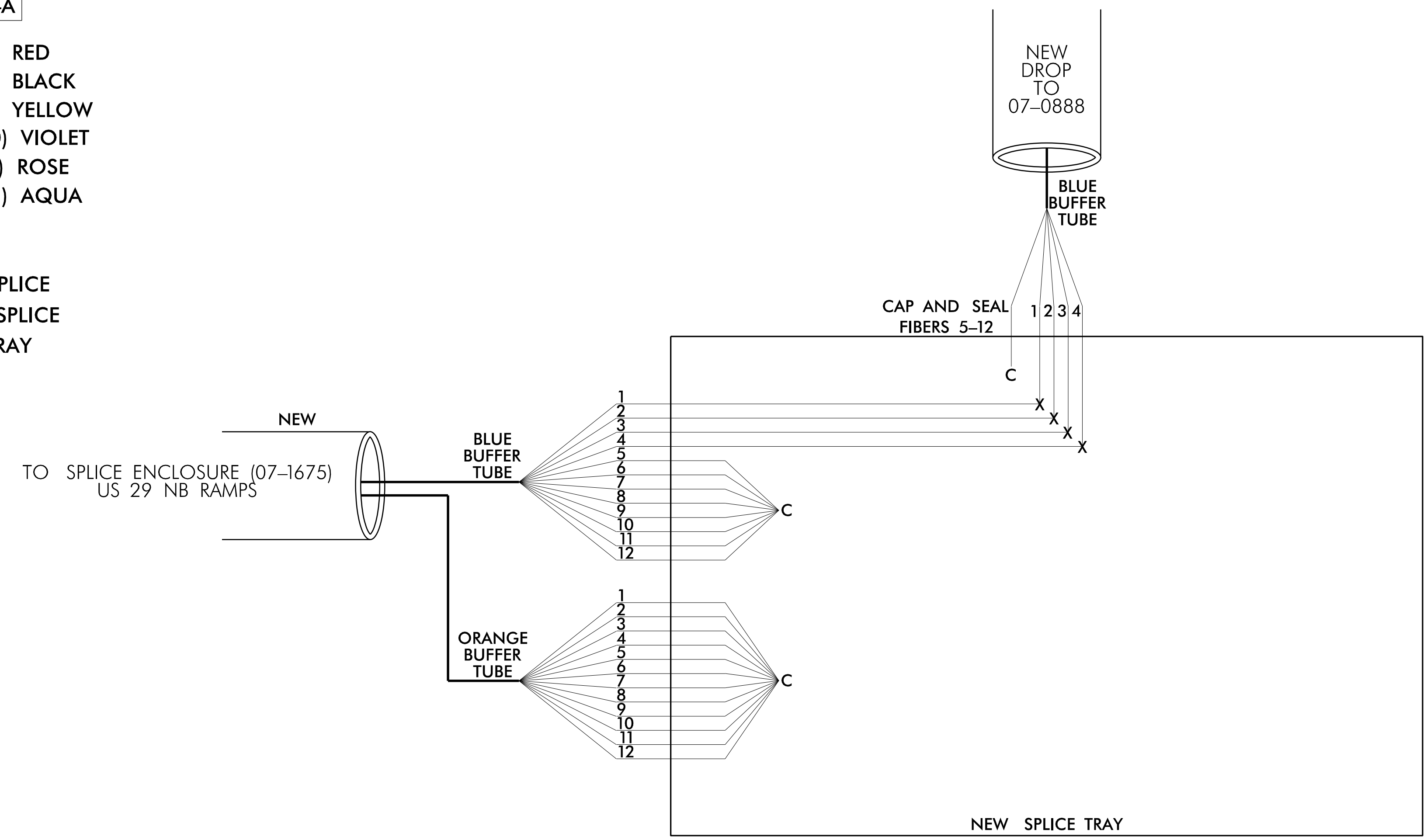
NEW AERIAL SPLICE ENCLOSURE  
SR 2817 (BARNES STREET) AT  
SR 3103 (DIESEL DRIVE)  
SIG. INV. # 07-0888

Notes:  
Unused fibers left coiled and stored in splice tray.  
Unused Buffer Tubes left coiled and stored in splice tray.

COLOR CODE  
TIA/EIA 598-A

- (1) BLUE (7) RED
- (2) ORANGE (8) BLACK
- (3) GREEN (9) YELLOW
- (4) BROWN (10) VIOLET
- (5) SLATE (11) ROSE
- (6) WHITE (12) AQUA

LEGEND  
 X = FUSION SPLICE  
 E = EXISTING SPLICE  
 C = CAP IN TRAY




3/10/2023 10:44:00 AM C:\Users\michael.cavanaugh\OneDrive\Documents\07-0888\07-0888-0041.dgn

- FIVE (5) DAYS PRIOR TO BEGINNING WORK ON THE SIGNAL SYSTEM, CONTACT THE DIVISION 7 TRAFFIC ENGINEER AT (336) 487-0175 TO ARRANGE FOR THE DIVISION TO PROGRAM THE NEW FIELD ETHERNET SWITCHES WITH THE NECESSARY NETWORK CONFIGURATION DATA, INCLUDING BUT NOT LIMITED TO: THE PROJECT IP ADDRESS, DEFAULT GATEWAY, SUBNET MASK AND VLAN ID INFORMATION. NOTIFY THE ENGINEER AFTER ALL WORK IS PERFORMED TO ENSURE THAT ALL FIBER CIRCUITS ARE FUNCTIONING PROPERLY. WORK IS NOT COMPLETE UNTIL THE SIGNAL SYSTEM IS BACK UP AND OPERATIONAL.
- CONTRACTOR TO RECORD EXISTING SPLICE ARRANGEMENT FOR COMPARISON TO THE SUPPLIED SPLICE DETAILS. IF DISCREPANCIES EXIST, CONTACT THE ENGINEER TO DETERMINE HOW TO PROCEED WITH RESPLICING. PROVIDE AS-BUILT PLANS TO THE ENGINEER IF FINAL SPLICE ARRANGEMENT DIFFERS FROM THE SUPPLIED SPLICE DETAILS.
- ETHERNET SWITCH TERMINATION CONFIGURATIONS ARE GENERIC. CONTRACTOR IS RESPONSIBLE FOR DETERMINING \ ENSURING PROPER TERMINATIONS.
- INCLUDE ON THE COVER OF EACH SPLICE TRAY THE FOLLOWING:  
REFERENCE SECTION 1731 "FIBER OPTIC SPLICE ENCLOSURE"  
  
1) SPLICE LOCATION  
2) DATE  
3) COMPANY NAME  
4) NAME OF INDIVIDUAL PERFORMING THE SPLICING

PRIOR TO INSTALLING THE COVER ON THE SPLICE TRAY TAKE A DIGITAL PHOTOGRAPH SHOWING THE SPLICE TRAY AND INFORMATION SHOWN ABOVE (1-4) AND SUBMIT PHOTOGRAPH ALONG WITH OTDR TEST RESULTS.

DOCUMENT NOT CONSIDERED FINAL  
UNLESS ALL SIGNATURES COMPLETED



Reidsville Signal System Splice Details	
Division 7	Rockingham County
PLAN DATE: Jan 2023	REVIEWED BY: A. Ravipati
PREPARED BY: M.P. Cavanaugh	REVIEWED BY: H.M. Surti
SCALE: 0 NA	DATE: 3/10/2023
N.T.S.	

DocuSigned by:  
Hemang M. Surti  
3/10/2023  
CADD Filename: