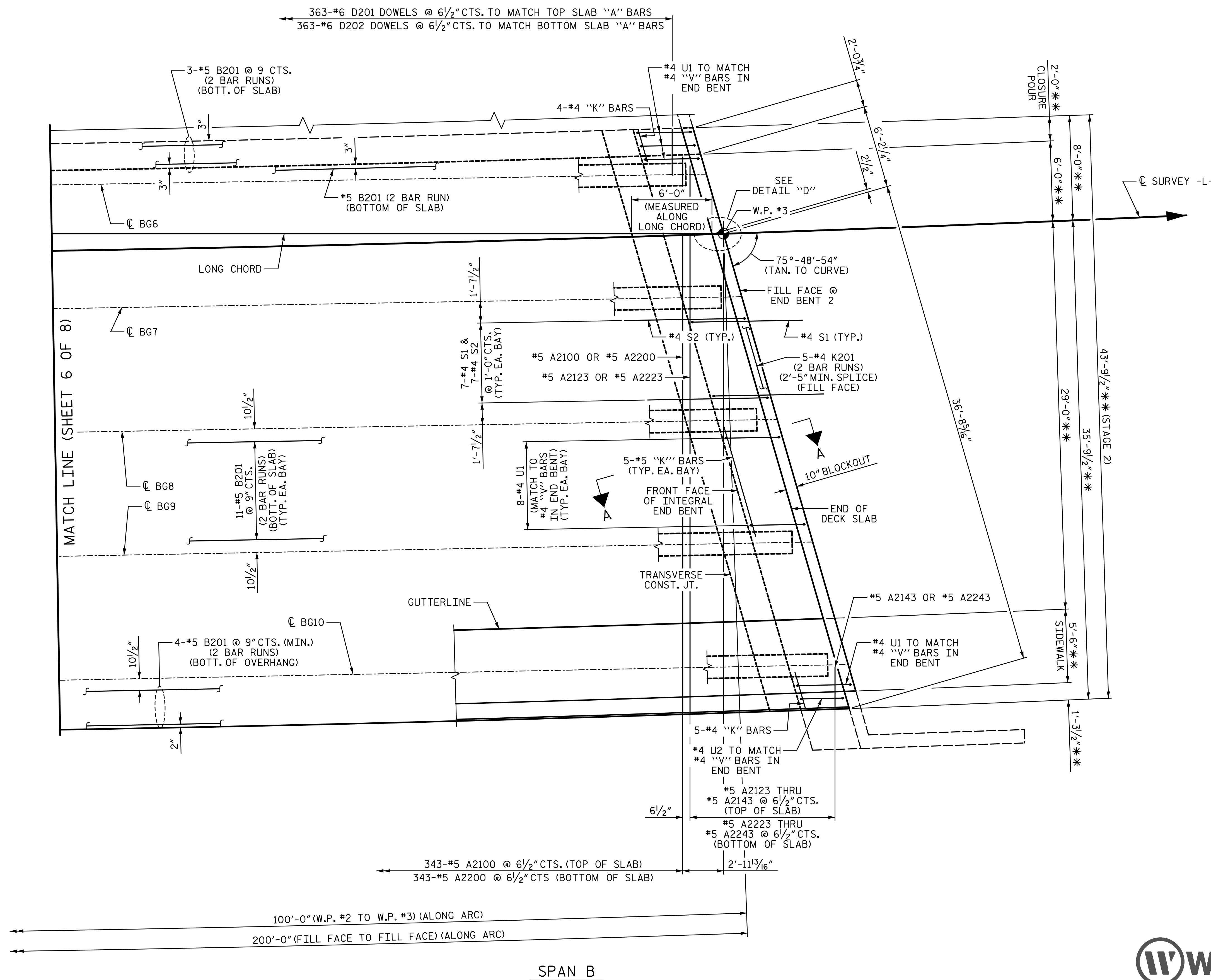


2/7/2023 11:19:24 AM P:\Raleigh\Projects\2018\Division 7 (SEA)\17BP7R142 Guilford 225 (Rehobeth Ch Rd over I-85 Bus)\Structures\Drawings\Final\17BP7R142\_SMJ\_S\_400225.dgn



**NOTES:**

FOR SECTION A-A, SEE "SUPERSTRUCTURE TYPICAL SECTION" SHEET 6 OF 6.

FOR LOCATIONS OF INTERMEDIATE DIAPHRAGMS, SEE "SUPERSTRUCTURE FRAMING PLAN" SHEET.

SEE "SUPERSTRUCTURE CONCRETE PARAPET" SHEET FOR ADDITIONAL REINFORCING STEEL IN SLAB AND PARAPET.

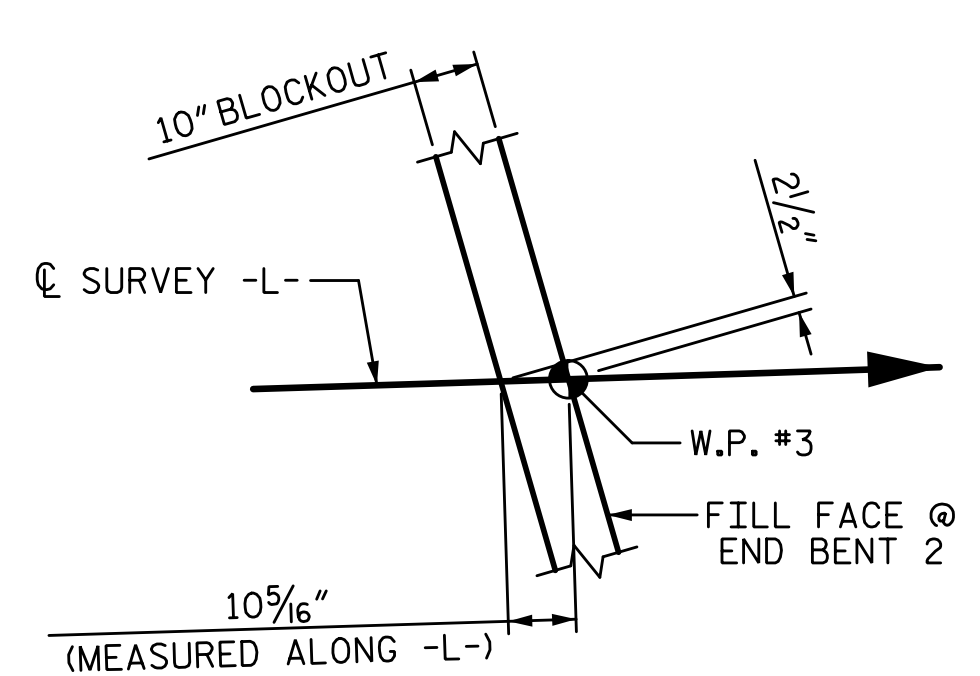
FOR POUR SEQUENCE AND LOCATION OF TRANSVERSE CONSTRUCTION JOINTS, SEE "SUPERSTRUCTURE BILL OF MATERIAL" SHEET 1 OF 2.

"A" BARS AND DOWELS TO BE PLACED PERPENDICULAR TO LONG CHORD.

SEE "SIDEWALK DETAILS" SHEET FOR ADDITIONAL REINFORCING STEEL IN SLAB AND SIDEWALK.

FOR "B" BARS IN TOP OF DECK, SEE SHEET 8 OF 8.

\*\* RADIAL DIMENSION.




DETAIL "D"

PROJECT NO. BP7.R006.3  
GUILFORD COUNTY  
 STATION: 18+82.09 -L-

SHEET 7 OF 8

STATE OF NORTH CAROLINA  
 DEPARTMENT OF TRANSPORTATION  
 RALEIGH  
 SUPERSTRUCTURE  
 PLAN OF SPANS  
 STAGE 2



|                                       |            |
|---------------------------------------|------------|
| DRAWN BY: T. BANKOVICH                | DATE: 2-22 |
| CHECKED BY: J.A. BATTS                | DATE: 2-22 |
| DESIGN ENGINEER OF RECORD: J.A. BATTS | DATE: 2-22 |

| REVISIONS |     |       |     |     |       | SHEET NO.<br>S-21  |
|-----------|-----|-------|-----|-----|-------|--------------------|
| NO.       | BY: | DATE: | NO. | BY: | DATE: |                    |
| 1         |     |       | 3   |     |       | TOTAL SHEETS<br>58 |
| 2         |     |       | 4   |     |       |                    |

DOCUMENT NOT CONSIDERED FINAL UNLESS ALL SIGNATURES COMPLETED