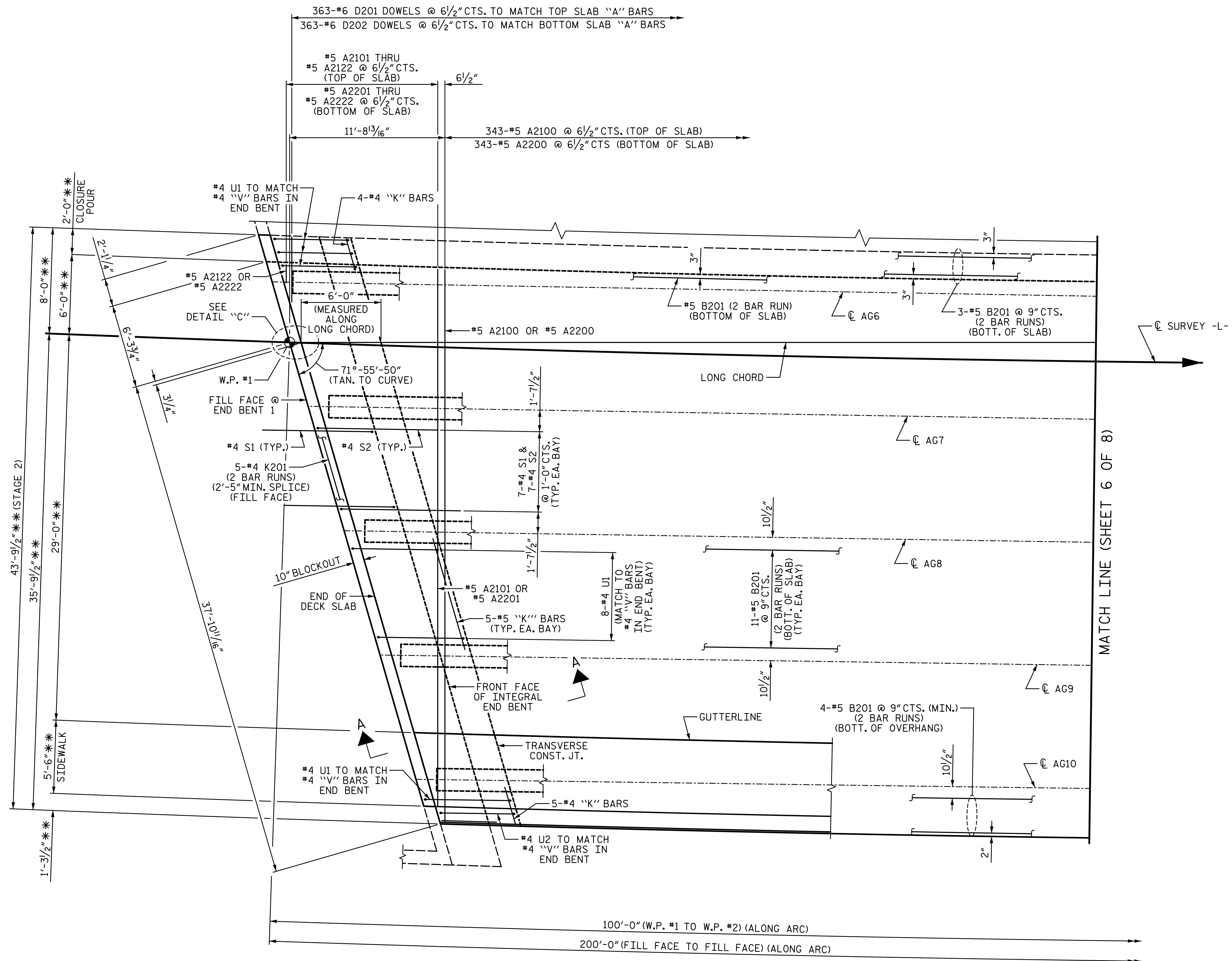


2/7/2023 11:19:23 AM P:\Raleigh\Projects\2018\Division 7 (SEA)\17BP7R142 Guilford 225 (Rehobeth Ch Rd over I-85 Bus)\Structures\Drawings\Final\17BP7R142_SMJ_S_4002225.dgn



NOTES:

FOR SECTION A-A, SEE "SUPERSTRUCTURE TYPICAL SECTION" SHEET 6 OF 6.

FOR LOCATIONS OF INTERMEDIATE DIAPHRAGMS, SEE "SUPERSTRUCTURE FRAMING PLAN" SHEET.

SEE "SUPERSTRUCTURE CONCRETE PARAPET" SHEET FOR ADDITIONAL REINFORCING STEEL IN SLAB AND PARAPET.

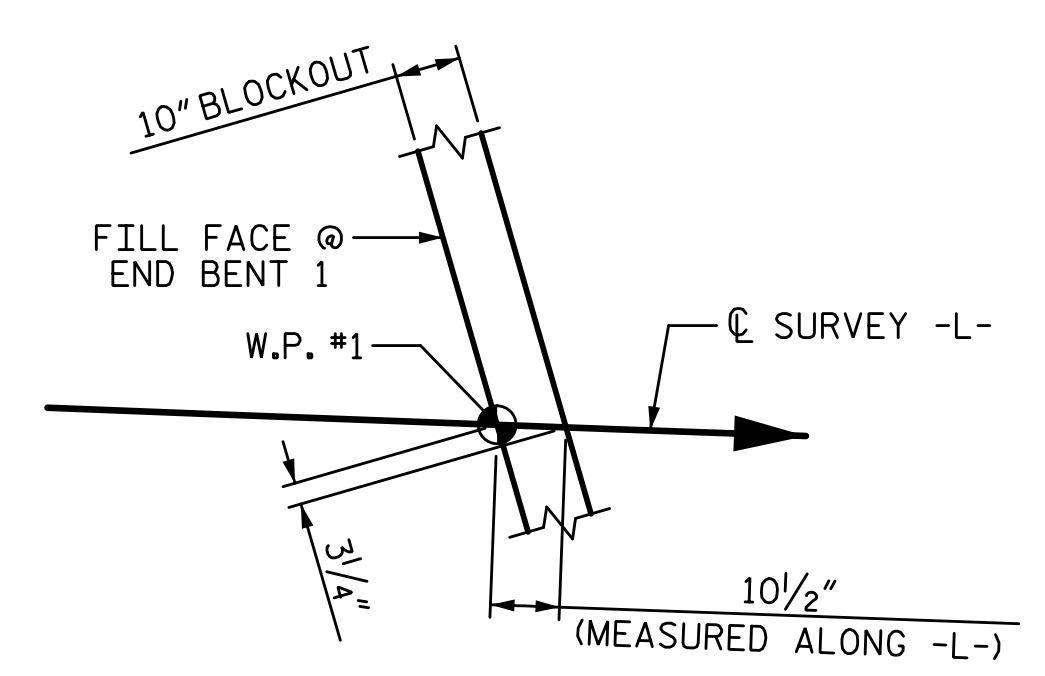
FOR POUR SEQUENCE AND LOCATION OF TRANSVERSE CONSTRUCTION JOINTS, SEE "SUPERSTRUCTURE BILL OF MATERIAL" SHEET 1 OF 2.

"A" BARS AND DOWELS TO BE PLACED PERPENDICULAR TO LONG CHORD.

SEE "SIDEWALK DETAILS" SHEET FOR ADDITIONAL REINFORCING STEEL IN SLAB AND SIDEWALK.

FOR "B" BARS IN TOP OF DECK, SEE SHEET 8 OF 8.

** RADIAL DIMENSION.



PROJECT NO. BP7.R006.3
GUILFORD COUNTY
 STATION: 18+82.09 -L-


SHEET 5 OF 8

STATE OF NORTH CAROLINA
 DEPARTMENT OF TRANSPORTATION
 RALEIGH
 SUPERSTRUCTURE

PLAN OF SPANS

STAGE 2

REVISIONS						SHEET NO.
NO.	BY:	DATE:	NO.	BY:	DATE:	S-19
1			3			TOTAL SHEETS
2			4			58



DRAWN BY: T. BANKOVICH DATE: 2-22
 CHECKED BY: J.A. BATTS DATE: 2-22
 DESIGN ENGINEER OF RECORD: J.A. BATTS DATE: 2-22

LICENSURE NO. C-4434

**DOCUMENT NOT CONSIDERED FINAL
 UNLESS ALL SIGNATURES COMPLETED**