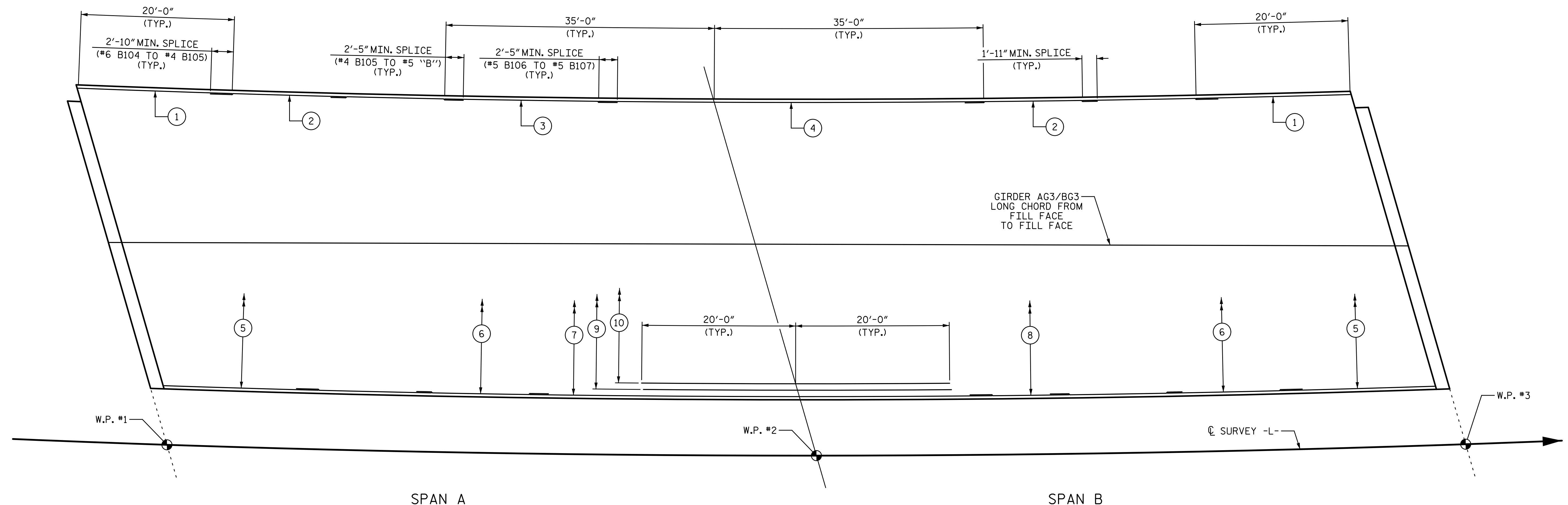
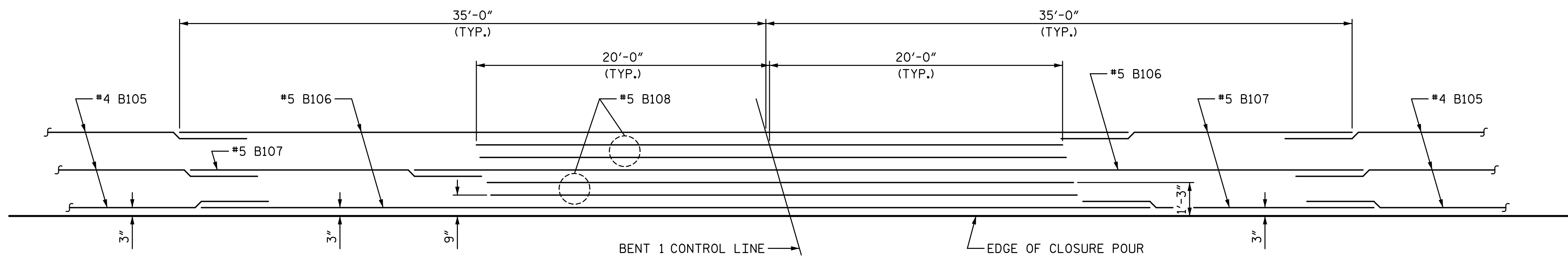


2/7/2023 11:19:22 AM P:\Raleigh\Projects\2018\Division 7 (SEA)\17BP7R142 Gullford 225 (Rehobeth Ch Rd over I-85 Bus)\Structures\Drawings\Final\17BP7R142_SMU_S_400225.dgn



PLAN OF SPANS

TOP OF SLAB "B" BAR REINFORCEMENT LAYOUT



TOP OF DECK "B" BAR PLACEMENT


AT BENT

- | | |
|--|---|
| ① 1-#6 B104 (TOP OF SLAB)
(SEE TYPICAL SECTION) | ⑥ 26-#4 B105 @ 1'-6" CTS. (2 BAR RUNS)
(TOP OF SLAB) (SEE TYPICAL SECTION) |
| ② 1-#4 B105 (2 BAR RUN) (TOP OF SLAB)
(SEE TYPICAL SECTION) | ⑦ 26-#5 B106 @ 1'-6" CTS. (TOP OF SLAB)
(SEE TYPICAL SECTION) |
| ③ 1-#5 B107 (TOP OF SLAB)
(SEE TYPICAL SECTION) | ⑧ 26-#5 B107 @ 1'-6" CTS. (TOP OF SLAB)
(SEE TYPICAL SECTION) |
| ④ 1-#5 B106 (TOP OF SLAB)
(SEE TYPICAL SECTION) | ⑨ 26-#5 B108 @ 1'-6" CTS. (TOP OF SLAB)
(SEE TYPICAL SECTION) |
| ⑤ 77-#6 B104 @ 6" CTS. (TOP OF SLAB)
(SEE TYPICAL SECTION) | ⑩ 25-#5 B108 @ 1'-6" CTS. (TOP OF SLAB)
(SEE TYPICAL SECTION) |

PROJECT NO. BP7.R006.3
GUILFORD COUNTY
 STATION: 18+82.09 -L-

SHEET 4 OF 8

STATE OF NORTH CAROLINA
 DEPARTMENT OF TRANSPORTATION
 RALEIGH
 SUPERSTRUCTURE
PLAN OF SPANS
 STAGE 1



REVISIONS						SHEET NO.
NO.	BY:	DATE:	NO.	BY:	DATE:	S-18
1			3			TOTAL SHEETS
2			4			58

DRAWN BY: T. BANKOVICH DATE: 2-22
 CHECKED BY: J.A. BATTS DATE: 2-22
 DESIGN ENGINEER OF RECORD: J.A. BATTS DATE: 2-22

**DOCUMENT NOT CONSIDERED FINAL
 UNLESS ALL SIGNATURES COMPLETED**