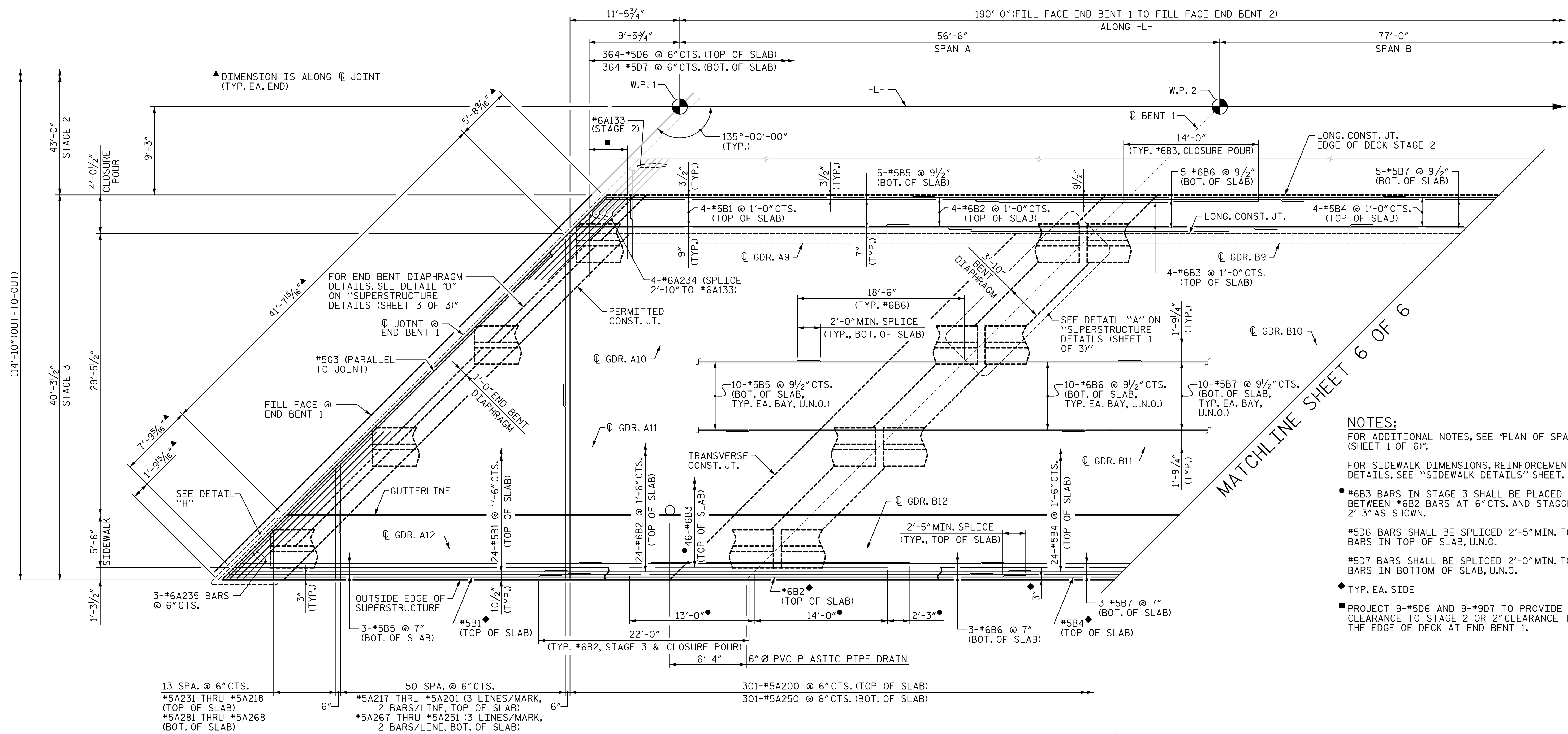
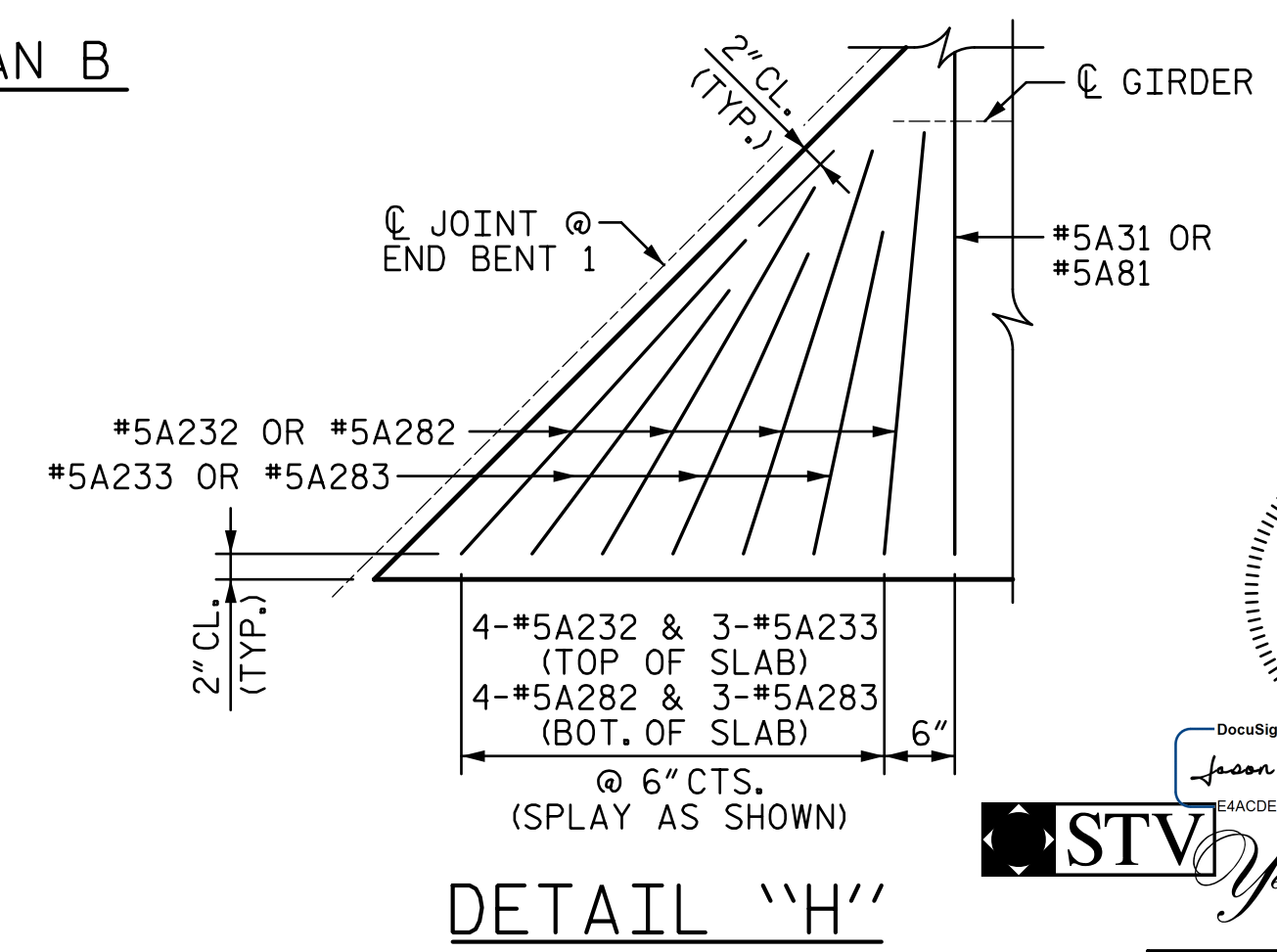


R:\Structures\04_Justation\05 RFC Bridge Plans\401_037_B5808_SMU_S5_019_120057.dgn
 3/6/2023 10:35:27 AM HensleSC



PLAN OF SPANS
 STAGE 3
 (TEMPORARY BARRIER NOT SHOWN FOR CLARITY.)
 (U.N.O. - UNLESS NOTED OTHERWISE)




DETAIL "H"

- NOTES:**
- FOR ADDITIONAL NOTES, SEE "PLAN OF SPANS (SHEET 1 OF 6)".
 - FOR SIDEWALK DIMENSIONS, REINFORCEMENT AND DETAILS, SEE "SIDEWALK DETAILS" SHEET.
 - #6B3 BARS IN STAGE 3 SHALL BE PLACED BETWEEN #6B2 BARS AT 6" CTS. AND STAGGERED 2'-3" AS SHOWN.
 - #5D6 BARS SHALL BE SPLICED 2'-5" MIN. TO "A" BARS IN TOP OF SLAB, U.N.O.
 - #5D7 BARS SHALL BE SPLICED 2'-0" MIN. TO "A" BARS IN BOTTOM OF SLAB, U.N.O.
 - ♦ TYP. EA. SIDE
 - PROJECT 9-#5D6 AND 9-#9D7 TO PROVIDE 2" CLEARANCE TO STAGE 2 OR 2" CLEARANCE TO THE EDGE OF DECK AT END BENT 1.

PROJECT NO. B-5808
CABARRUS COUNTY
 STATION: 20+64.00 -L-
 SHEET 5 OF 6

STATE OF NORTH CAROLINA
 DEPARTMENT OF TRANSPORTATION
 RALEIGH

PLAN OF SPANS



STV ENGINEERS, INC.
 900 West Trade St., Suite 715
 Charlotte, NC 28202
 NC License Number F-0991

DOCUMENT NOT CONSIDERED
 FINAL UNLESS ALL
 SIGNATURES COMPLETED

ASSEMBLED BY :	SGH	DATE :	8-22
CHECKED BY :	MLO	DATE :	8-22
DESIGN ENGINEER OF RECORD :	J. GRISCOM	DATE :	3-23

REVISIONS				SHEET NO.	
NO.	BY:	DATE:	NO.	BY:	DATE:
1			3		
2			4		

S-19
 TOTAL SHEETS
 65