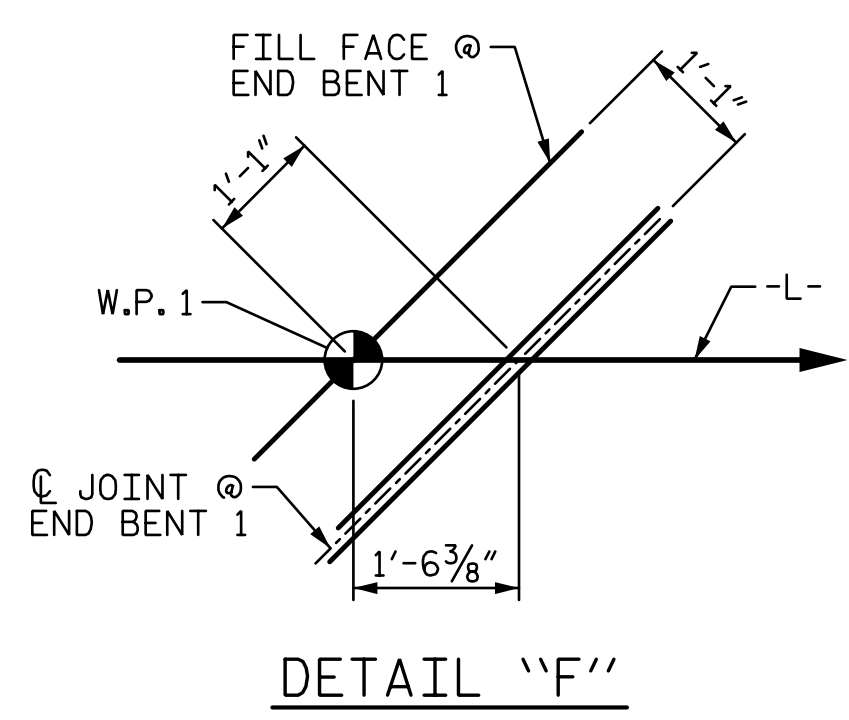
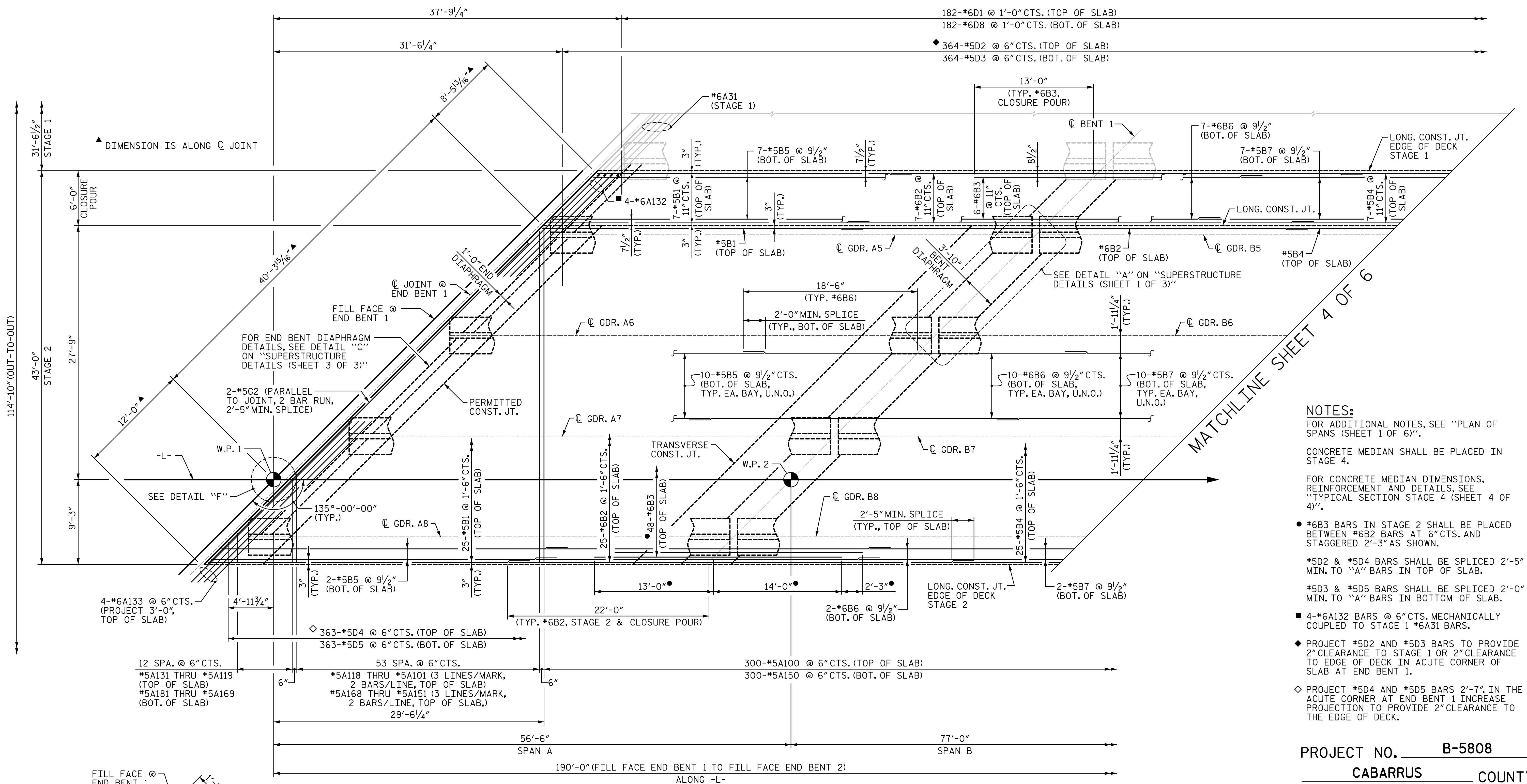


R:\Structures\04_Station\05 RFC Bridge Plans\401_033_B5808_SMU_S3_017_120057.dgn
3/6/2023 10:34:45 AM HensleSC



NOTES:
 FOR ADDITIONAL NOTES, SEE "PLAN OF SPANS (SHEET 1 OF 6)".
 CONCRETE MEDIAN SHALL BE PLACED IN STAGE 4.
 FOR CONCRETE MEDIAN DIMENSIONS, REINFORCEMENT AND DETAILS, SEE "TYPICAL SECTION STAGE 4 (SHEET 4 OF 4)".
 • #6B3 BARS IN STAGE 2 SHALL BE PLACED BETWEEN #6B2 BARS AT 6" CTS. AND STAGGERED 2'-3" AS SHOWN.
 * #5D2 & #5D4 BARS SHALL BE SPLICED 2'-5" MIN. TO "A" BARS IN TOP OF SLAB.
 * #5D3 & #5D5 BARS SHALL BE SPLICED 2'-0" MIN. TO "A" BARS IN BOTTOM OF SLAB.
 ■ 4-#6A132 BARS @ 6" CTS. MECHANICALLY COUPLED TO STAGE 1 #6A31 BARS.
 ♦ PROJECT #5D2 AND #5D3 BARS TO PROVIDE 2" CLEARANCE TO STAGE 1 OR 2" CLEARANCE TO EDGE OF DECK IN ACUTE CORNER OF SLAB AT END BENT 1.
 ◇ PROJECT #5D4 AND #5D5 BARS 2'-7" IN THE ACUTE CORNER AT END BENT 1 INCREASE PROJECTION TO PROVIDE 2" CLEARANCE TO THE EDGE OF DECK.

PROJECT NO. **B-5808**
CABARRUS COUNTY
 STATION: **20+64.00 -L-**


SHEET 3 OF 6

STATE OF NORTH CAROLINA
 DEPARTMENT OF TRANSPORTATION
 RALEIGH

PLAN OF SPANS

REVISIONS				SHEET NO.	
NO.	BY:	DATE:	NO.	BY:	DATE:
1			3		
2			4		

TOTAL SHEETS 65



STV ENGINEERS, INC.
 900 West Trade St., Suite 715
 Charlotte, NC 28202
 NC License Number F-0991

DOCUMENT NOT CONSIDERED FINAL UNLESS ALL SIGNATURES COMPLETED

ASSEMBLED BY : SGH DATE : 8-22
 CHECKED BY : MLO DATE : 11-22
 DESIGN ENGINEER OF RECORD : J. GRISCOM DATE : 3-23