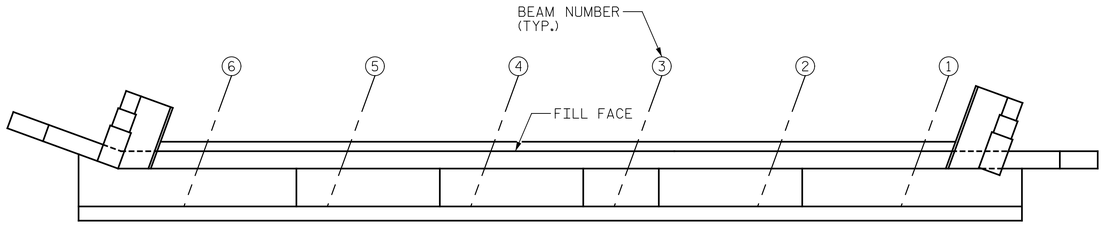

PLAN

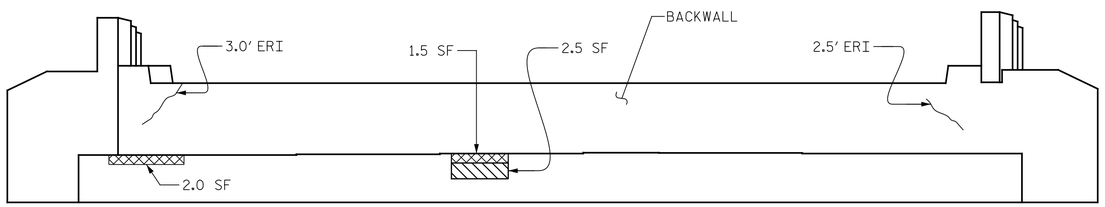

ELEVATION

END BENT 1

SHOTCRETE REPAIR

CONCRETE REPAIR (FORM & POUR)

ERI - EPOXY RESIN INJECTION

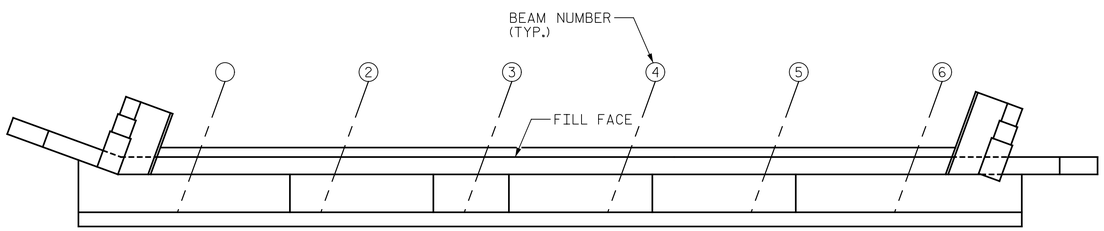

PLAN

NO REPAIRS NOTED FOR END BENT 2 DURING FIELD SCOPING. THE CONTRACTOR AND ENGINEER SHALL INSPECT END BENT 2 PRIOR TO BEGINNING WORK.

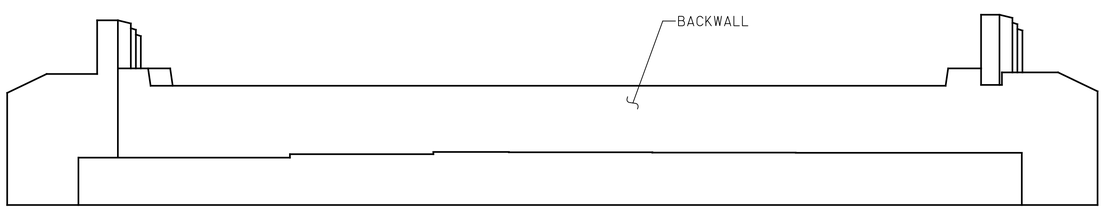

ELEVATION

END BENT 2

AS-BUILT REPAIR QUANTITY TABLE

END BENT 1 REPAIRS	QUANTITIES				
	ESTIMATE		ACTUAL		
SHOTCRETE REPAIRS	AREA SF	VOLUME CF	AREA SF	DEPTH FT	VOLUME CF
CAP	2.5	1.3			
BACKWALL	0.0	0.0			
CONCRETE REPAIRS	3.5	1.8			
EPOXY RESIN INJECTION		LENGTH LF	LENGTH LF		
CAP		0.0			
BACKWALL		5.5			
EPOXY COATING		SQ. FT	SQ. FT		
TOP OF BENT CAP		105			

END BENT 2 REPAIRS	QUANTITIES				
	ESTIMATE		ACTUAL		
SHOTCRETE REPAIRS	AREA SF	VOLUME CF	AREA SF	DEPTH FT	VOLUME CF
CAP	0.0	0.0			
BACKWALL	0.0	0.0			
CONCRETE REPAIRS	0.0	0.0			
EPOXY RESIN INJECTION		LENGTH LF	LENGTH LF		
CAP		0.0			
BACKWALL		0.0			
EPOXY COATING		SQ. FT	SQ. FT		
TOP OF BENT CAP		105			

VALUES IN CHART REPRESENT ESTIMATED REPAIR TOTALS AFTER REMOVAL OF UNSOUND CONCRETE, MINIMUM OF 1" BEHIND REBAR AND MINIMUM OF 2" CLEARANCE TO SAWCUT. FOR REPAIR DETAILS, SEE "TYPICAL CAP REPAIR DETAILS" SHEET.

NOTES:

REPAIR LOCATIONS AND ESTIMATE OF QUANTITIES ARE GIVEN WITH THE BEST INFORMATION AVAILABLE. IF ADDITIONAL REPAIRS NOT SHOWN ON THE DRAWINGS ARE DEEMED NECESSARY BY THE ENGINEER, THE ENGINEER WILL NOTE ON THE DRAWINGS THE APPROXIMATE LOCATION AND DESCRIPTION OF THE REPAIRS AND ADJUST THE ACTUAL QUALITIES ENTERED INTO THE AS-BUILT REPAIR QUANTITY TABLE.

CONTRACTOR SHALL SAW CUT TO A MINIMUM DEPTH OF ½" BUT REINFORCING STEEL SHALL NOT BE DAMAGED

CONTRACTOR SHALL REMOVE SURFACE CONCRETE TO VERIFY THAT SAW CUT DEPTH WILL NOT DAMAGE EXISTING REINFORCING STEEL.

CONTRACTOR SHALL SAW CUT THE REPAIR AREAS SO THAT THE CORNERS ARE SQUARE AS INDICATED ON THE DETAILS.

FOR CONCRETE REPAIRS, SEE SPECIAL PROVISIONS.

FOR SHOTCRETE REPAIRS, SEE SPECIAL PROVISIONS.

SHOTCRETE REPAIRS MAY BE REPLACED WITH CONCRETE REPAIRS WITH THE APPROVAL OF THE ENGINEER.

FOR EPOXY RESIN INJECTION, SEE SPECIAL PROVISIONS.

PROJECT NO. I-5889B
BUNCOMBE COUNTY
BRIDGE NO. 100339

NORTH CAROLINA PROFESSIONAL SEAL 020208 ENGINEER ERIC B. NELSON JR.

DocuSigned by: Eric B. Nelson Jr. 7/25/2022
ACB8082119D74CD...

STATE OF NORTH CAROLINA
DEPARTMENT OF TRANSPORTATION
RALEIGH

END BENT 1 & 2

GANNETT FLEMING
One Glenwood Avenue
Suite 900
Raleigh, NC 27603
919-420-7660
NC Lic. No. F-0270

DOCUMENT NOT CONSIDERED FINAL UNLESS ALL SIGNATURES COMPLETED

REVISIONS								SHEET NO.
NO.	BY:	DATE:	NO.	BY:	DATE:			S2-8
1			3					TOTAL SHEETS
2			4					133

DRAWN BY : J. MYA DATE : 6/2022
CHECKED BY : J. YANNACCONE DATE : 6/2022

pw:\\gfnet-pw.bentley.com:gfnet-pw-01\Documents\Projects\67945\5-Working\Task 005 - I-5889B Rehab\Structures\CAD\2.0 100% Plans\402_049_I-5889B_SMU_E_008_100339
7/21/2022 3:46:35 PM pdf_color_gfclt_FS.plt I-5889B.tbl