

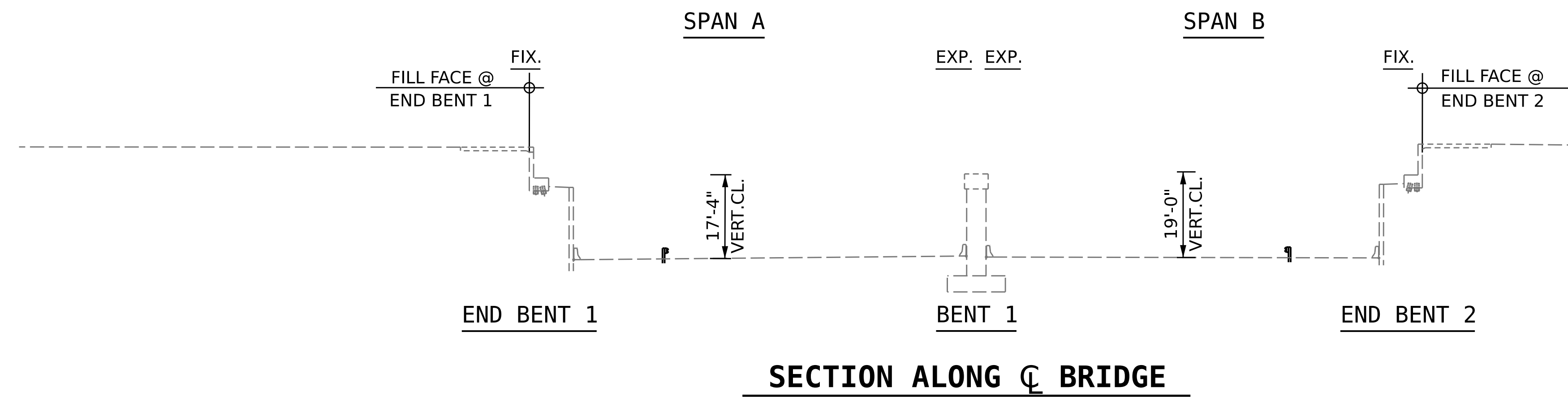
NOTES

GENERAL DRAWING INFORMATION IS TAKEN FROM THE ORIGINAL PLANS AND THE ROUTINE INSPECTION REPORT DATED 08/05/2021.

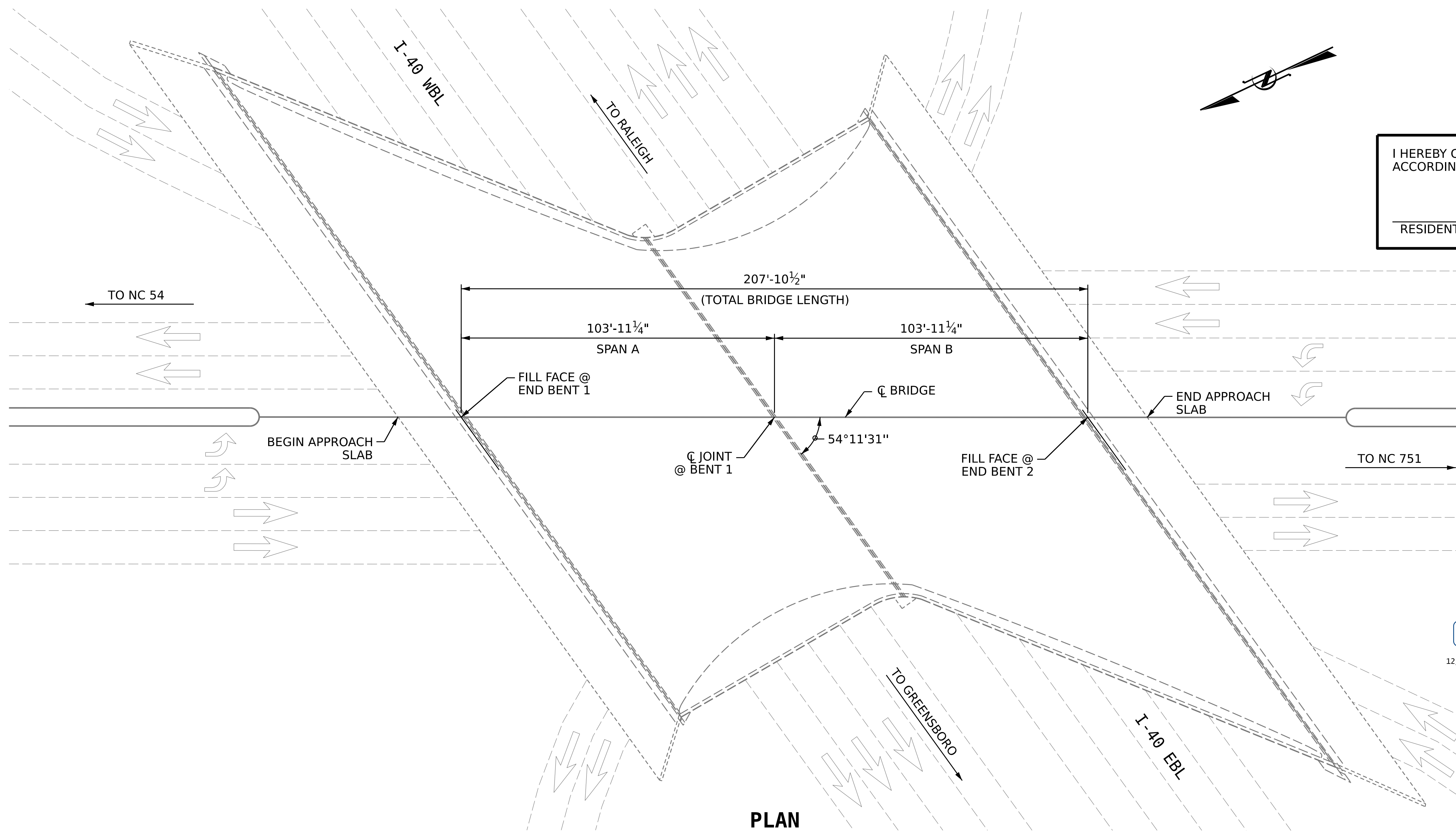
BRIDGE ORIENTATION CONFORMS TO THE EXISTING BRIDGE PLANS.

SCOPE OF WORK

- SAW CUT EXISTING BARRIER RAIL AND DECK.
- SHOTBLAST BRIDGE DECK AND BARRIER RAILS.
- APPLY SILANE DECK SEALANT TO PREPARED TOP OF BRIDGE DECK.
- APPLY SILANE BARRIER TREATMENT TO BARRIER RAILS.
- REMOVE EXISTING JOINT MATERIAL AND INSTALL FOAM JOINTS.
- REPLACE EXISTING JOINT GLAND OF EXPANSION JOINT SEAL.
- CLEAN AND PAINT STRUCTURAL STEEL.
- REMOVE DEBRIS FROM TOP OF EXISTING END BENT & BENT CAPS AND APPLY EPOXY COATING.
- REMOVE EXISTING SLOPE PROTECTION EXPANSION JOINT MATERIAL AND INSTALL POURABLE SILICONE JOINT SEALANT.



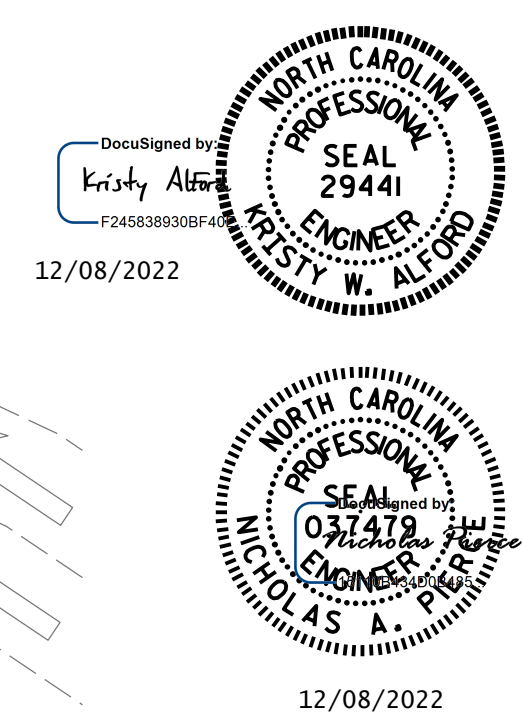
SECTION ALONG Q BRIDGE



PLAN

I HEREBY CERTIFY THAT THIS STRUTURE WAS REHABILITATED ACCORDING TO THESE PLANS OR AS NOTED HEREIN.

RESIDENT ENGINEER _____ DATE _____



PROJECT NO. **15BPR.59**
 DURHAM COUNTY
 BRIDGE NO. **310306**

STATE OF NORTH CAROLINA
 DEPARTMENT OF TRANSPORTATION
 RALEIGH
GENERAL DRAWING
 FOR BRIDGE ON SR 1118
 (FAYETTEVILLE ROAD)
 OVER I-40 BETWEEN
 NC 54 AND NC 751

DRAWN BY : N.A. PIERCE DATE : 03/2022
 CHECKED BY : A.Y. GODFREY DATE : 10/2022
 DESIGN ENGINEER OF RECORD : N.A. PIERCE DATE : 12/2022

DOCUMENT NOT CONSIDERED
 FINAL UNLESS ALL
 SIGNATURES COMPLETED

REVISIONS						SHEET NO.
NO.	BY:	DATE:	NO.	BY:	DATE:	S1-01
1			3			TOTAL SHEETS
2			4			15