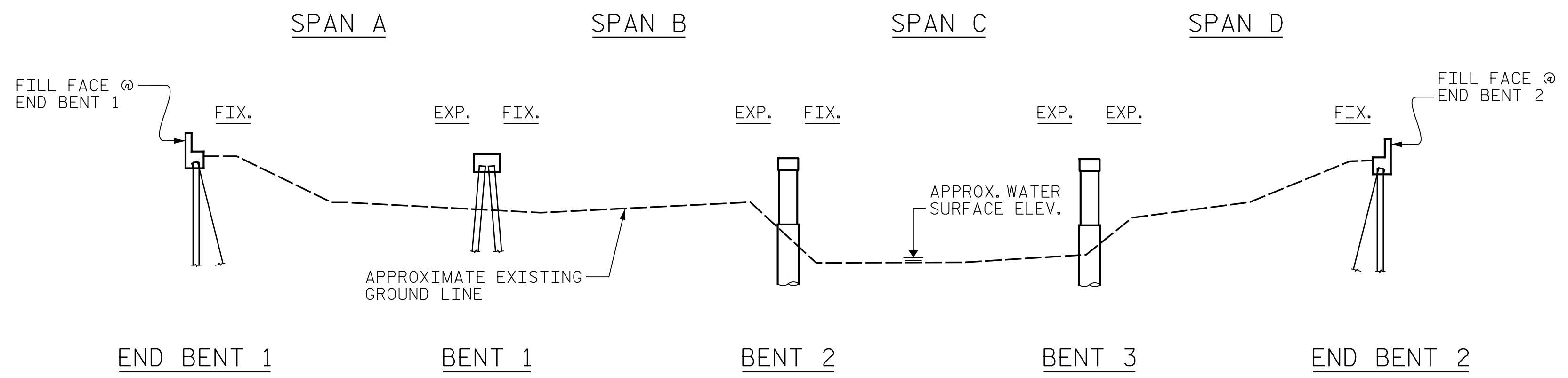
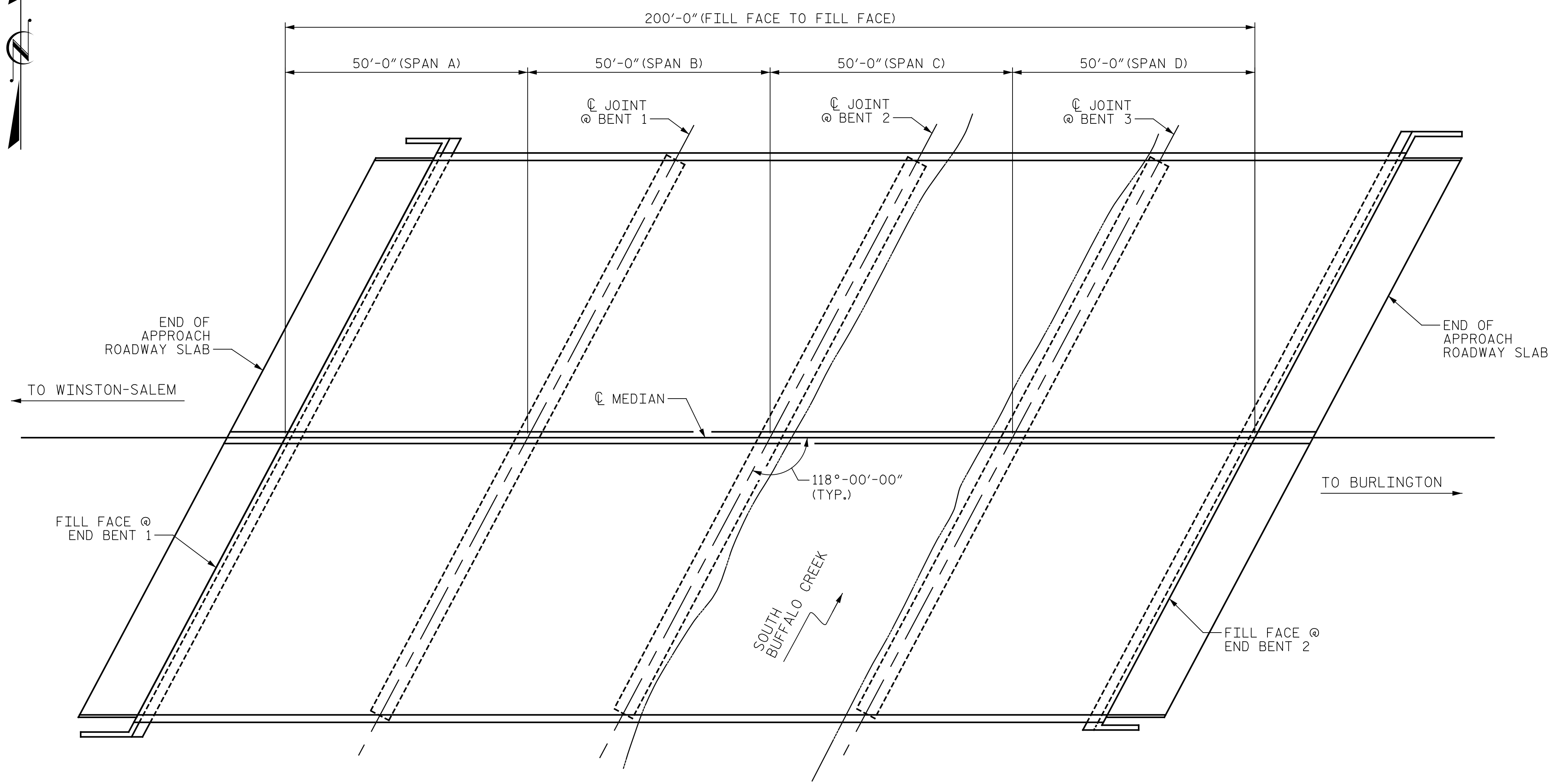


p:\gfn\p-w\Documents\Projects\67945\5-Work\Task 010 - I-5955 Greensboro Rehab\Structures\CAD\2.0 100% Plans\411_001_I-5955_SMJ_GD01_001_400357.dwg
11/17/2022 9:58:16 AM pdf_color_gfclt_FS.plt I-5955.tbl



SECTION ALONG C MEDIAN
(SECTION AT BENTS AND END BENTS ARE AT RIGHT ANGLES)



PLAN
(PILES NOT SHOWN FOR CLARITY)

NOTE:
GENERAL DRAWING INFORMATION IS TAKEN FROM THE ORIGINAL PLANS AND THE ROUTINE INSPECTION REPORT DATED 07/24/2020.
BRIDGE ORIENTATION CONFORMS TO THE EXISTING BRIDGE PLANS AND ROUTINE INSPECTION REPORT.

- SCOPE OF WORK**
- PARTIALLY REMOVE TOP OF BRIDGE DECK CONCRETE BY FINE MILLING AND SHOTBLASTING METHODS.
 - OVERLAY PREPARED TOP OF BRIDGE DECK WITH POLYMER CONCRETE (PC).
 - REPLACE EXISTING JOINT GLAND OF EXPANSION JOINT SEALS.
 - REMOVE EXISTING EXPANSION JOINT SEAL AND INSTALL FOAM JOINT SEALS.
 - REMOVE EXISTING COMPRESSION JOINT SEALS AND INSTALL FOAM JOINT SEALS.
 - REMOVE DEBRIS FROM TOP OF EXISTING END BENT AND BENT CAPS AND APPLY EPOXY COATING.
 - GROOVE PC BRIDGE DECK
 - REMOVE VEGETATION.

I HEREBY CERTIFY THAT THIS STRUCTURE WAS REHABILITATED ACCORDING TO THESE PLANS OR AS NOTED HEREIN.


RESIDENT ENGINEER _____ DATE _____

PROJECT NO. I-5955
GUILFORD COUNTY
 BRIDGE NO. 400357

SHEET 1 OF 2

STATE OF NORTH CAROLINA
 DEPARTMENT OF TRANSPORTATION
 RALEIGH

**GENERAL DRAWING
 FOR BRIDGE ON I-40 OVER
 SOUTH BUFFALO CREEK**



11/17/2022

DRAWN BY : J. MYA DATE : 10/2022
 CHECKED BY : J. YANNACCONE DATE : 10/2022



DOCUMENT NOT CONSIDERED FINAL UNLESS ALL SIGNATURES COMPLETED

REVISIONS						SHEET NO.
NO.	BY:	DATE:	NO.	BY:	DATE:	S11-1
1			3			TOTAL SHEETS
2			4			127