

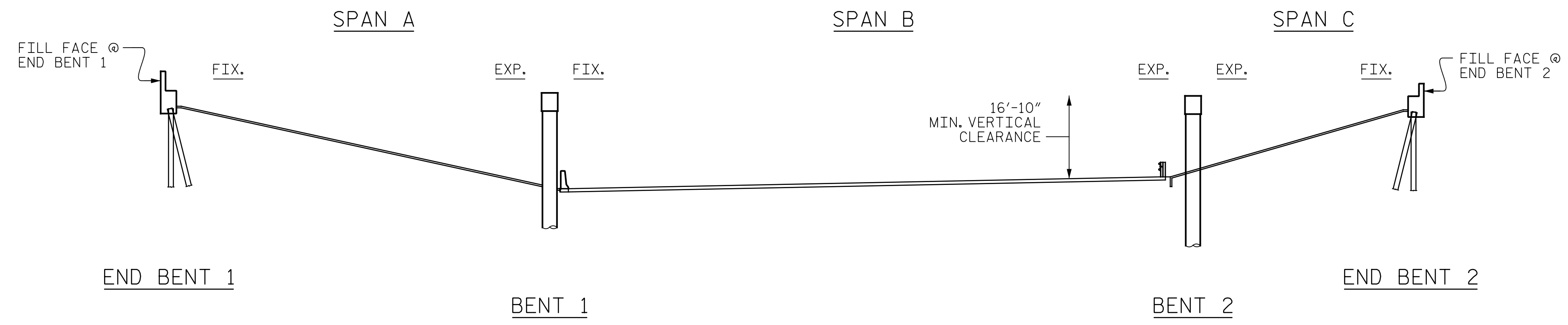
Docusign Envelope ID: 5391C456-74E9-442A-9E05-AGF2E510744D
 I:\7172022 9:56:19 AM pdf_color_gfct-FS.plt I-5955.tbl
 p:\gfn-net-pw\bentley.com\gfn-net-pw-01\Documents\Projects\67945\5-WorKing\Task 010 - I-5955 Greensboro Rehab\Structures\CAD\2.0 100% Plans\409_001_I-5955_SMU_001_001_400348

NOTE:
 GENERAL DRAWING INFORMATION IS TAKEN FROM THE ORIGINAL PLANS AND THE ROUTINE INSPECTION REPORT DATED 12/09/2020.

BRIDGE ORIENTATION CONFORMS TO THE EXISTING BRIDGE PLANS AND ROUTINE INSPECTION REPORT.

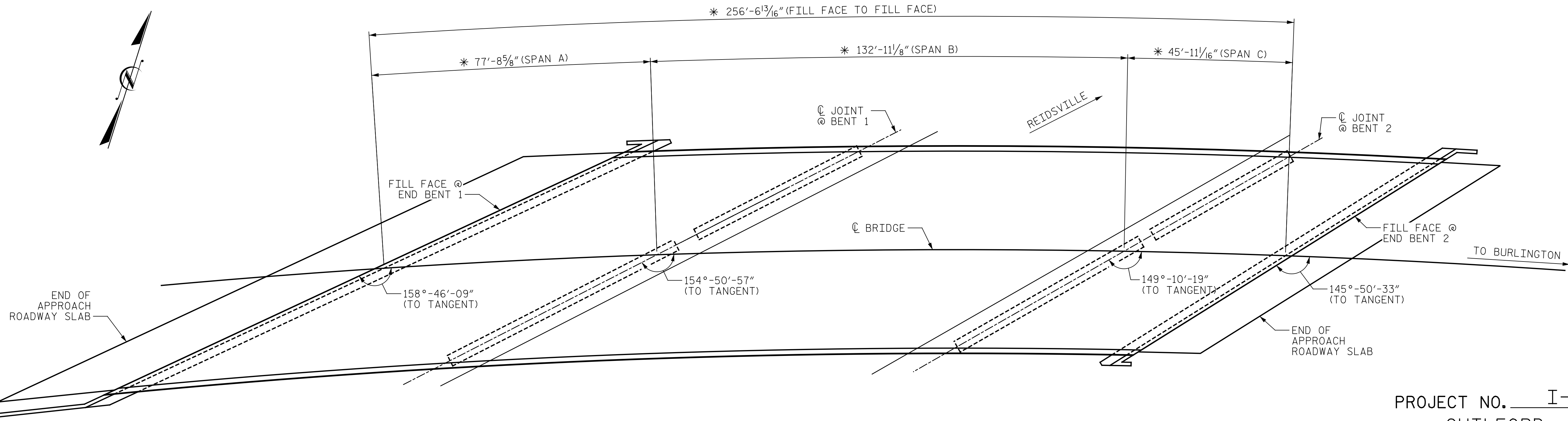
SCOPE OF WORK

- PARTIALLY REMOVE TOP OF BRIDGE DECK CONCRETE BY FINE MILLING AND SHOTBLASTING METHODS.
- OVERLAY PREPARED TOP OF BRIDGE DECK WITH POLYMER CONCRETE (PC).
- REPLACE EXISTING JOINT GLAND OF EXPANSION JOINT SEAL.
- REMOVE EXISTING EXPANSION JOINT SEAL AND INSTALL FOAM JOINT SEAL.
- REMOVE EXISTING COMPRESSION JOINT SEALS AND INSTALL FOAM JOINT SEALS.
- GROOVE PC BRIDGE DECK.
- CLEAN AND PAINT EXISTING WEATHERING STEEL BEAM ENDS.
- REMOVE DEBRIS FROM TOP OF EXISTING END BENT AND BENT CAPS AND APPLY EPOXY COATING.



SECTION ALONG C BRIDGE
 (SECTION AT BENTS AND END BENTS ARE AT RIGHT ANGLES)

* DIMENSIONS MEASURED ALONG ARC




PLAN
 (PILES NOT SHOWN FOR CLARITY)

PROJECT NO. I-5955
GUILFORD COUNTY
 BRIDGE NO. 400348

SHEET 1 OF 2
 STATE OF NORTH CAROLINA
 DEPARTMENT OF TRANSPORTATION
 RALEIGH
GENERAL DRAWING
 FOR BRIDGE ON I-40 EBL
 OVER US 29 NBL/US 70 EBL/US
 220 NBL (SOUTH O.
 HENRY BOULEVARD)

I HEREBY CERTIFY THAT THIS STRUCTURE WAS REHABILITATED ACCORDING TO THESE PLANS OR AS NOTED HEREIN.

RESIDENT ENGINEER _____ DATE _____



DOCUMENT NOT CONSIDERED FINAL UNLESS ALL SIGNATURES COMPLETED

REVISIONS						SHEET NO.
NO.	BY:	DATE:	NO.	BY:	DATE:	
1			3			S9-1
2			4			TOTAL SHEETS 127

DRAWN BY: J. MYA DATE: 10/2022
 CHECKED BY: J. YANNAACONE DATE: 10/2022