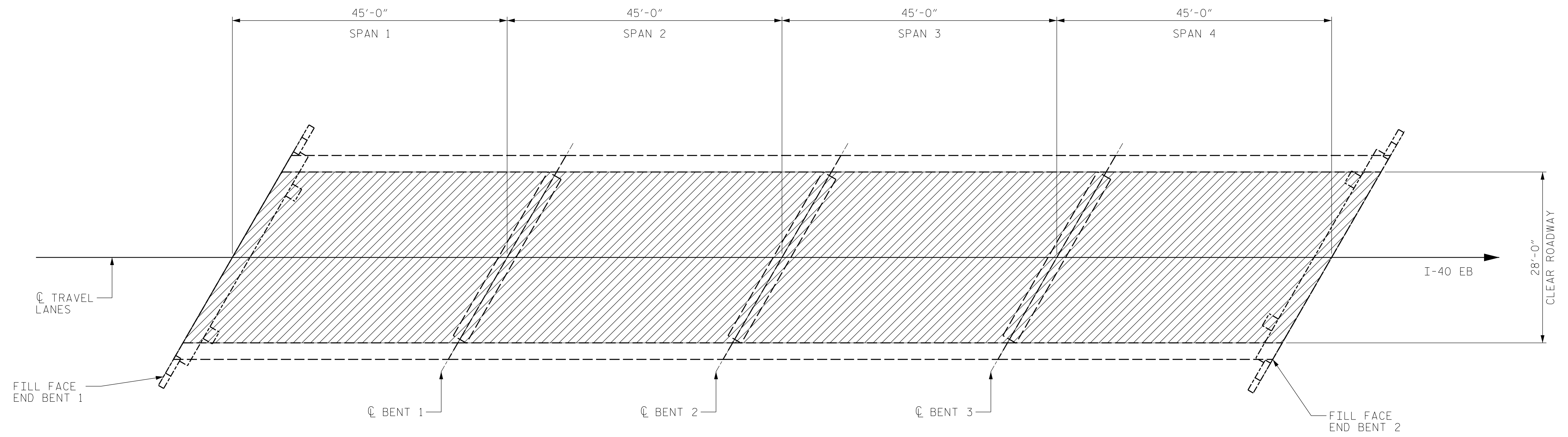
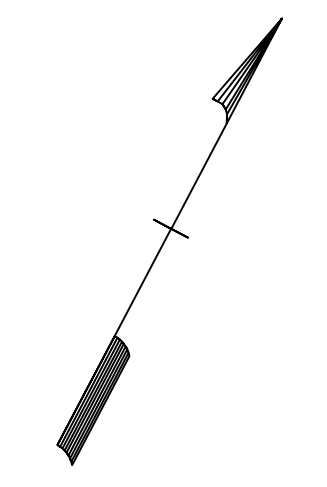


AS-BUILT REPAIR QUANTITY TABLE

	SPAN 1		SPAN 2		SPAN 3		SPAN 4	
	ESTIMATE	ACTUAL	ESTIMATE	ACTUAL	ESTIMATE	ACTUAL	ESTIMATE	ACTUAL
ASPHALT CONCRETE SURFACE COURSE, TYPE S9.5C	16 TON		16 TON		16 TON		16 TON	
ASPHALT BINDER FOR PLANT MIX	1.0 TON		1.0 TON		1.0 TON		1.0 TON	




PLAN

NOTES:

- WORK THIS SHEET WITH "JOINT DETAILS" SHEET.
- WORK THIS SHEET WITH "TYPICAL SECTION" SHEET.
- WORK THIS SHEET WITH "DECK REPAIR DETAILS" SHEET.
- FOR NEW ASPHALT PLACEMENT, SEE STANDARD SPECIFICATIONS.

PROJECT NO. I-5915B
IREDELL COUNTY
 BRIDGE NO. 480051

SHEET 2 OF 2



STATE OF NORTH CAROLINA
 DEPARTMENT OF TRANSPORTATION
 RALEIGH
 PLAN OF SPANS
 ASPHALT WEARING SURFACE

DRAWN BY : FIDEL L. FLORES DATE : 01/2022
 CHECKED BY : JACOB H. DUKE DATE : 01/2022
 DESIGN ENGINEER OF RECORD: DIEGO A. AGUIRRE DATE : 01/2022

ASPHALT CONCRETE SURFACE COURSE, TYPE S9.5C

DOCUMENT NOT CONSIDERED
 FINAL UNLESS ALL
 SIGNATURES COMPLETED

REVISIONS						SHEET NO.
NO.	BY:	DATE:	NO.	BY:	DATE:	
1			3			TOTAL SHEETS
2			4			12