

AS-BUILT REPAIR QUANTITY TABLE

	ESTIMATE	ACTUAL
INCIDENTAL MILLING	1529 SY	
ASPHALT CONCRETE SURFACE COURSE, TYPE S9.5C	283 TON	
ASPHALT BINDER FOR PLANT MIX	17.0 TON	

NOTES:

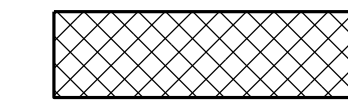
INCIDENTAL MILLING - EXISTING APPROACH ASPHALT PAVEMENT TO BE MILLED AS NECESSARY TO ATTAIN MINIMUM 1/2" DEPTH OF NEW ASPHALT PAVEMENT. NEW ASPHALT PAVEMENT SHALL BE OF THICKNESS NECESSARY TO PROVIDE A SMOOTH TRANSITION BETWEEN THE ROADWAY AND THE BRIDGE DECK. THE NEW ASPHALT PAVEMENT THICKNESS MAY EXCEED 1/2" DUE TO SETTLEMENT OF THE EXISTING APPROACH.

FOR NEW ASPHALT PLACEMENT, SEE STANDARD SPECIFICATIONS.

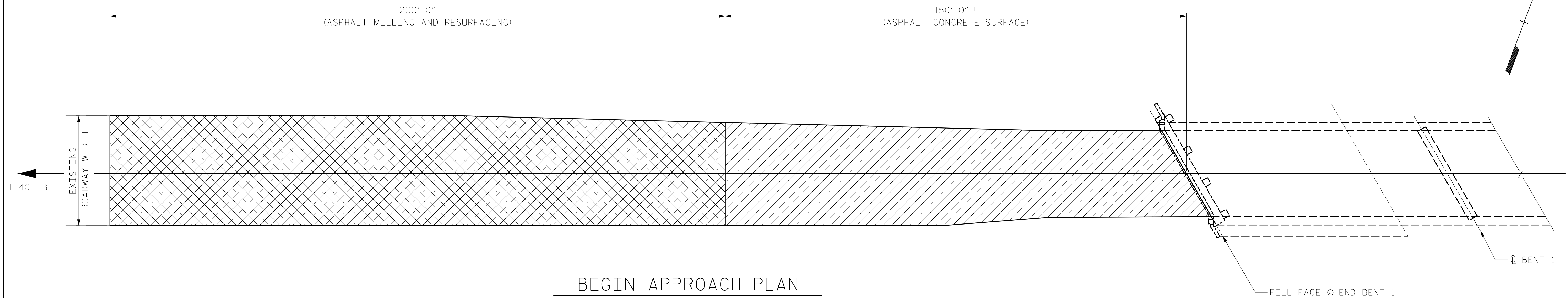
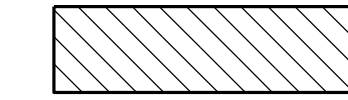
GRADE MAY BE ADJUSTED BY THE ENGINEER TO ENSURE PROPER TIE-IN AT THE END BENTS.

C1 PROPOSED VARIABLE DEPTH ASPHALT CONCRETE SURFACE COURSE, TYPE S9.5C AT AN AVERAGE RATE OF 112 LBS. PER SQ. YD. PER 1" DEPTH. TO BE PLACED IN LAYERS NOT LESS THAN 1" OR GREATER THAN 2" IN DEPTH.

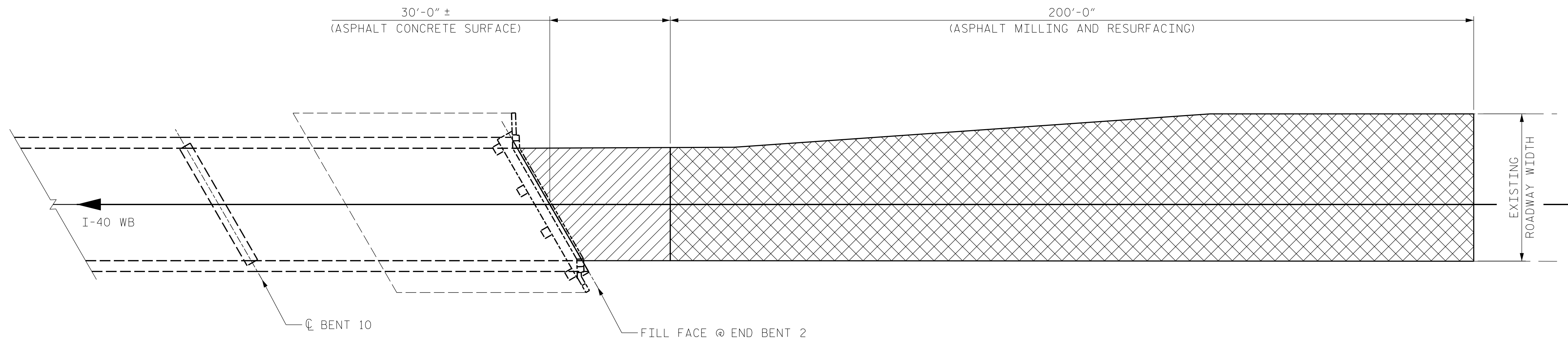
INCIDENTAL MILLING



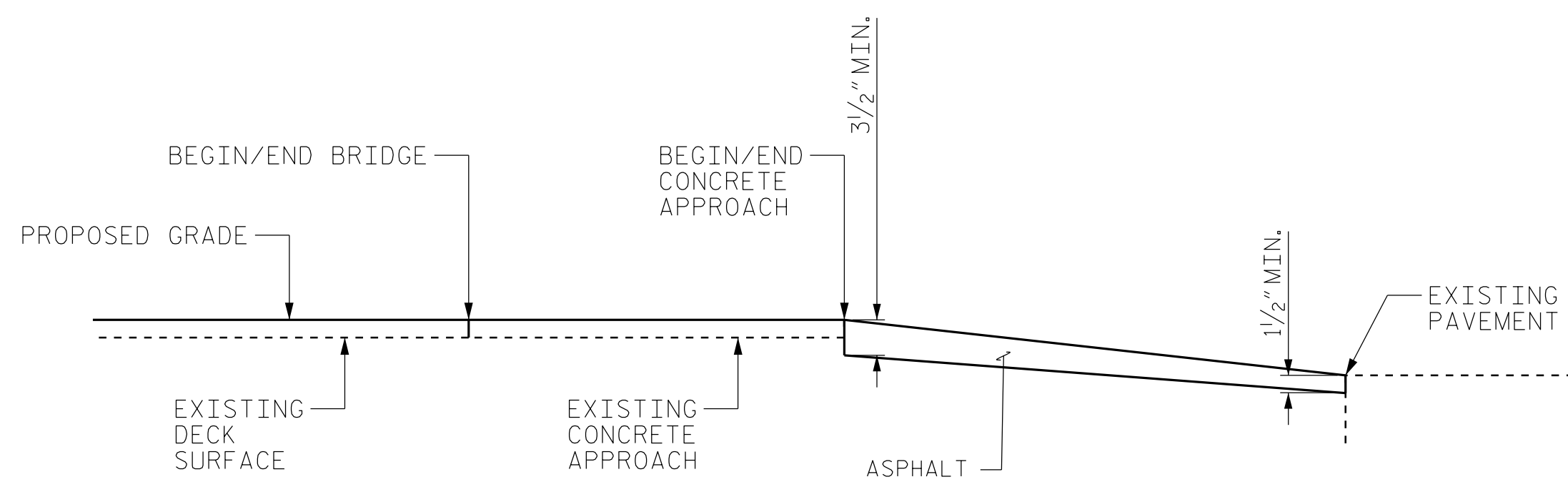
ASPHALT CONCRETE SURFACE COURSE, TYPE S9.5C (C1)



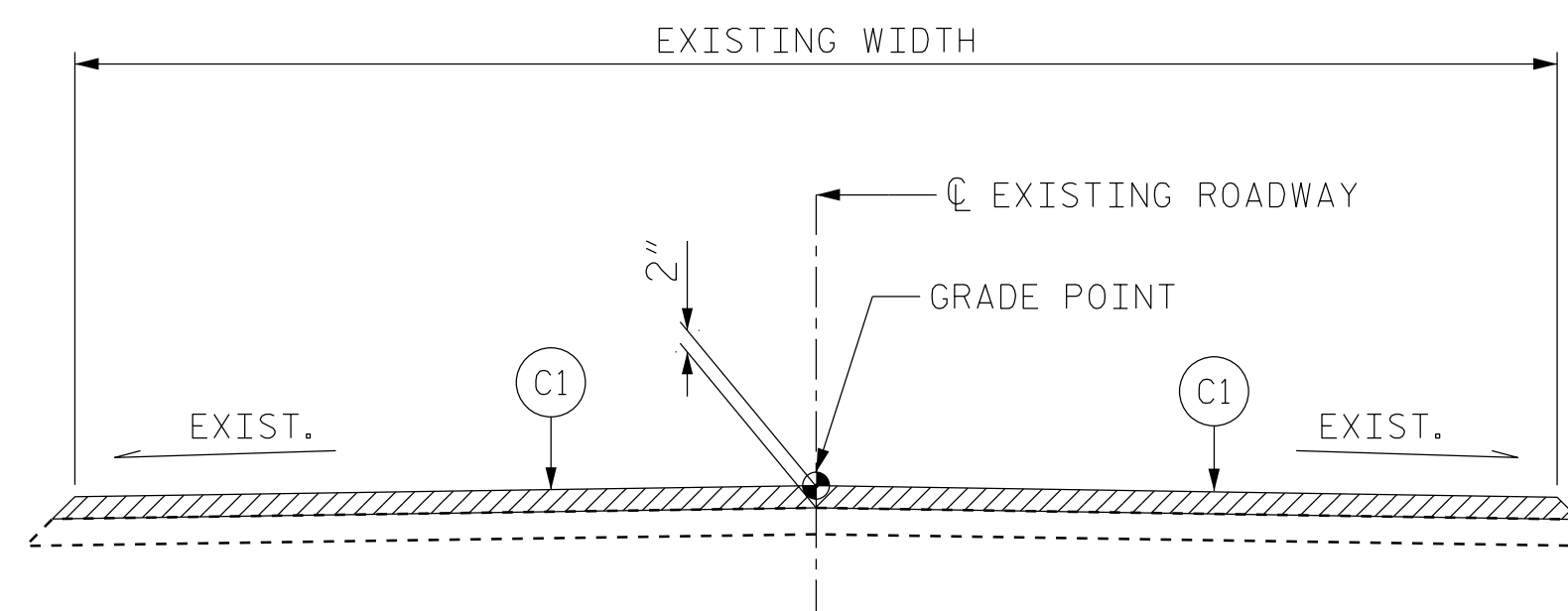
BEGIN APPROACH PLAN



END APPROACH PLAN



PAVEMENT KEY-IN DETAIL FOR BOTH END BENTS



ROADWAY SECTION
BEGIN/END BRIDGE

PROJECT NO. I-5915B
IREDELL COUNTY
 BRIDGE NO. 480007



KCA
 KISINGER CAMPO
 & ASSOCIATES
 301 FAYETTEVILLE ST., SUITE 1500
 RALEIGH, NC 27601 (919) 882-7839
 NC FIRM LICENSE: C-1506

STATE OF NORTH CAROLINA
 DEPARTMENT OF TRANSPORTATION
 RALEIGH
**APPROACH ROADWAY
 MILLING AND RESURFACING**

DRAWN BY : ALLEN J. MCSWAIN DATE : 01/2022
 CHECKED BY : JACOB H. DUKE DATE : 01/2022
 DESIGN ENGINEER OF RECORD: DIEGO A. AGUIRRE DATE : 01/2022

4/21/2022
 I5915B_SMJ.AR01.480007.dgn
 daguirre

DOCUMENT NOT CONSIDERED
 FINAL UNLESS ALL
 SIGNATURES COMPLETED

REVISIONS						SHEET NO.
NO.	BY:	DATE:	NO.	BY:	DATE:	S6-8
1			3			TOTAL SHEETS
2			4			24