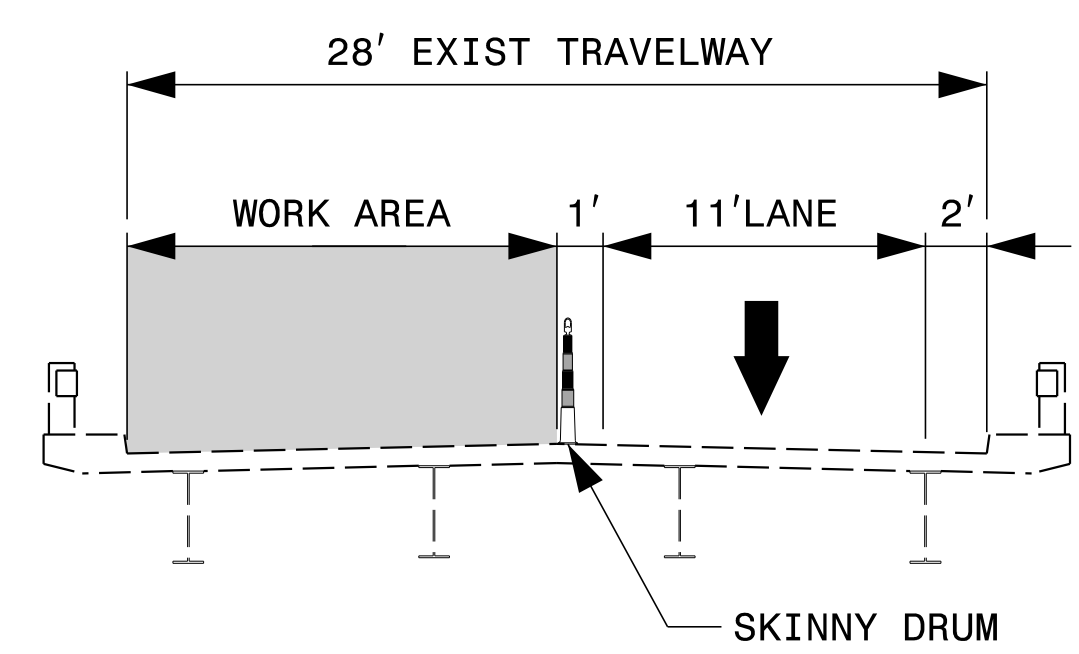



MATCHLINE SHEET (1 OF 2)





**NOTES:**

1. USE THIS DRAWING IN CONJUNCTION WITH RSD 1101.02 SHEET 4 OF 14 AND TMP-27.
2. USE SKINNY DRUMS THROUGH WORK AREA.
3. SEE SHEET TMP-1D FOR "ROAD NARROWS" SIGN PLACEMENT.

APPROVED:   
 DATE: 4/26/2022

SEAL

**I40 WB STRUCTURES  
 480054 AND 480066  
 OUTSIDE LANE  
 CLOSURE DETAILS  
 (2 OF 2)**