

SPAN F

SPAN G

SPAN H

FIX.

EXP.

EXP.

FILL FACE @
END BENT 2

17'-4" MIN.
VERTICAL
CLEARANCE

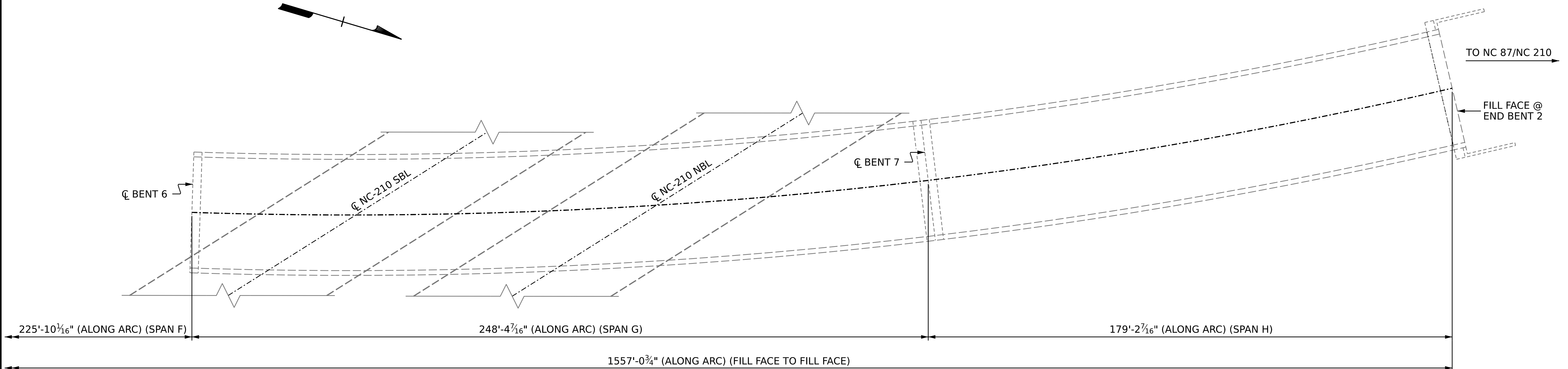
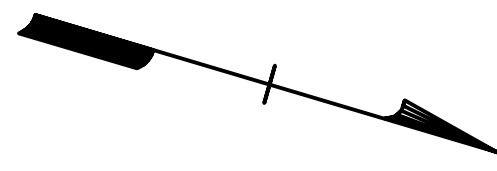
20'-9" MIN.
VERTICAL
CLEARANCE

BENT 6

BENT 7

END BENT 1

SECTION ALONG ϕ BRIDGE



PLAN

(FOOTINGS, COLUMNS AND PILES NOT
SHOWN IN PLAN VIEW FOR CLARITY)


PROJECT NO. **15BPR.58**
CUMBERLAND COUNTY
 BRIDGE NO. **250362**

SHEET 4 OF 4

STATE OF NORTH CAROLINA
 DEPARTMENT OF TRANSPORTATION
 RALEIGH

GENERAL DRAWING

FOR BRIDGE ON I-295 FLYOVER
 RAMP OVER I-295 AND NC 210
 BETWEEN NC 24 & NC 87/NC 210



DRAWN BY : G. AYES DATE : 10/2021
 CHECKED BY : A. G. ABRAHA DATE : 10/2022
 DESIGN ENGINEER OF RECORD: _____ DATE : _____

DOCUMENT NOT CONSIDERED
 FINAL UNLESS ALL
 SIGNATURES COMPLETED

REVISIONS						SHEET NO.
NO.	BY:	DATE:	NO.	BY:	DATE:	S4-4
1			3			TOTAL SHEETS 9
2			4			