

**This electronic collection of documents is provided
for the convenience of the user
and is Not a Certified Document –**

**The documents contained herein were originally issued
and sealed by the individuals whose names and license
numbers appear on each page, on the dates appearing
with their signature on that page.**

**This file or an individual page
shall not be considered a certified document.**

**STATE OF NORTH CAROLINA
DEPARTMENT OF TRANSPORTATION**

**SIGNING PLAN
STOKES COUNTY**

**LOCATION: US 311/NC 65 IN VICINITY OF SR 1928 (STOKESBURG RD.)
IN WALNUT COVE**

TIP NO. R-5768	SHEET NO. SIGN-1
APPROVED: <small>069183F28E5741E...</small>	
DATE: 11/8/2022	
DOCUMENT NOT CONSIDERED FINAL UNLESS ALL SIGNATURES COMPLETED	

T.I.P.: R-5768

CONTRACT:

ROADWAY STANDARD DRAWING

THE FOLLOWING ROADWAY STANDARDS AS APPEAR IN "ROADWAY STANDARD DRAWINGS" - PROJECT SERVICES UNIT - N.C. DEPARTMENT OF TRANSPORTATION - RALEIGH, N.C., DATED JANUARY 2018 ARE APPLICABLE TO THIS PROJECT AND BY REFERENCE HEREBY ARE CONSIDERED A PART OF THESE PLANS:

STD. NO.	TITLE
901.50	ARROWS AND SHIELDS
904.10	ORIENTATION OF GROUND MOUNTED SIGNS
904.50	MOUNTING OF TYPE 'D', 'E' AND 'F' SIGNS ON 'U' CHANNEL POSTS (SHEET 2 OF 2)
1264.01	OBJECT MARKERS - TYPES
1264.02	OBJECT MARKERS - INSTALLATIONS

GENERAL NOTES

- . SIGNS FURNISHED BY BUNN SIGN PLANT.
- . CONFIRM IN WRITING AT LEAST 4 MONTHS IN ADVANCE, THE ACTUAL DATE THE DEPARTMENT FURNISHED SIGNS WILL BE REQUIRED.
- . ALL TYPE 'D' SIGNS SHALL BE MOUNTED ON TWO U-CHANNEL POSTS UNLESS OTHERWISE INDICATED ON THE PLANS.
- . IF REMOVAL OR RELOCATION OF SIGNS ON PRIVATE STREET (NON-STATE MAINTAINED) IS REQUIRED DUE TO CONSTRUCTION, THE CONTRACTOR SHALL INFORM THE ENGINEER. THE WORK WILL BE COMPLETED BY OTHERS.
- . WHEN NOT STATIONED OR DIMENSIONED ON PLANS, ALL 'E' AND 'F' SIGNS SHALL BE FIELD LOCATED BY THE ENGINEER
- . ALL EXISTING SIGNS ON "U" CHANNEL POST WITHIN THE PROJECT LIMITS SHALL BE REMOVED AND DISPOSED OF UNLESS OTHERWISE NOTED ON PLANS.
- . THE BACKGROUND FOR TYPE E & F SIGNS SHALL BE TYPE C REFLECTIVE SHEETING.
- . SEE ROADWAY PLANS FOR GUARD/GUIDE RAIL DETAILS.

SUMMARY OF QUANTITIES


ITEM NO.		ITEM DESCRIPTION	QUANTITY	UNIT
DESC. NO.	SECT. NO.			
4072000000	903	SUPPORTS, 3 LB STEEL U-CHANNEL	690	L.F.
4096000000	904	SIGN ERECTION, TYPE D	3	EA.
4102000000	904	SIGN ERECTION, TYPE E	28	EA.
4108000000	904	SIGN ERECTION, TYPE F	7	EA.
4155000000	907	DISPOSAL OF SIGN SYSTEM, U-CHANNEL	38	EA.

INDEX

SHEET NO.	DESCRIPTION
SIGN-1	TITLE SHEET
SIGN-1A	DETAILS TO BE USED IN LIEU OF 2018 STANDARDS
SIGN-2	TYPE "E" AND "F" SIGNS
SIGN-3	SIGN DESIGNS
SIGN-4-5	SIGNING PLAN SHEETS

PLAN SUBMITTED TO: NCDOT DIVISION 9, SIGNING AND DELINEATION UNIT

____ J.P. COUCH, PE DIVISION 9 TRAFFIC ENGINEER
 ____ KELVIN L. JORDAN SIGNING AND DELINEATION PROJECT DESIGN ENGINEER
 ____ ASHLEY MATTHEWS, PE SIGNING AND DELINEATION REGIONAL ENGINEER



PLAN PREPARED BY: RK&K ENGINEERS

David Sears, PE, PTOE Senior Project Engineer
Allen Tutt Sr. Designer



P: (919) 878-9560
 8801 Six Forks Road, Forum 1, Suite 700
 Raleigh, North Carolina 27615-3960
 NC License No. F-0112

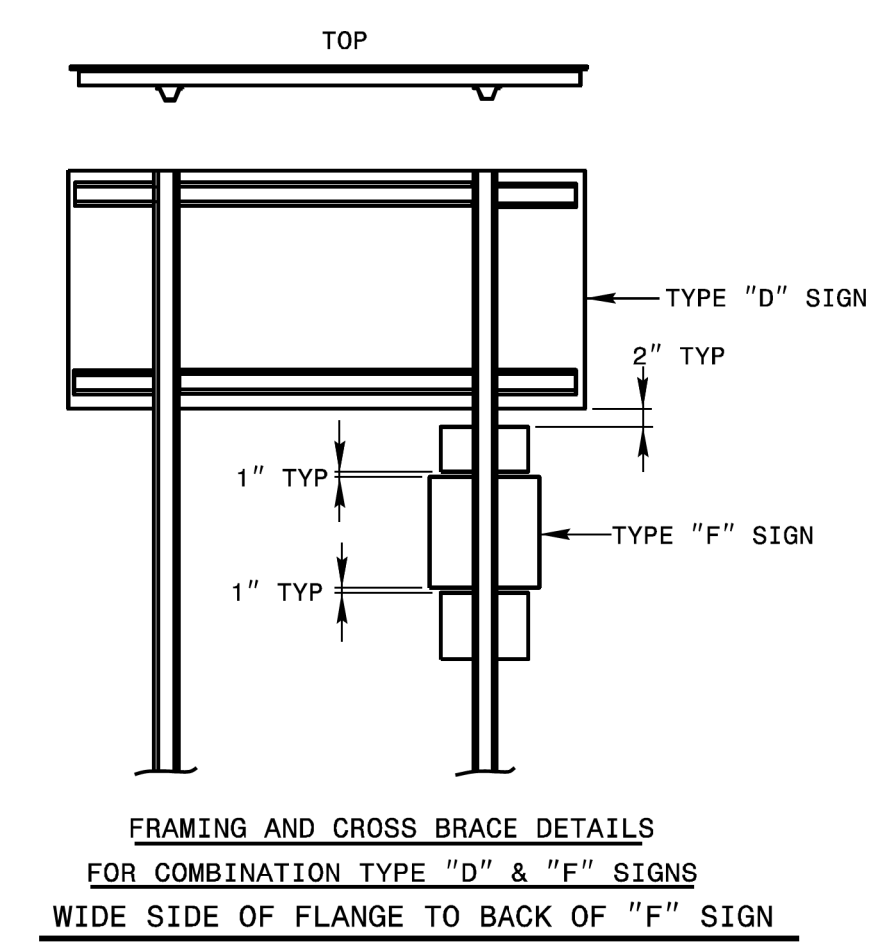
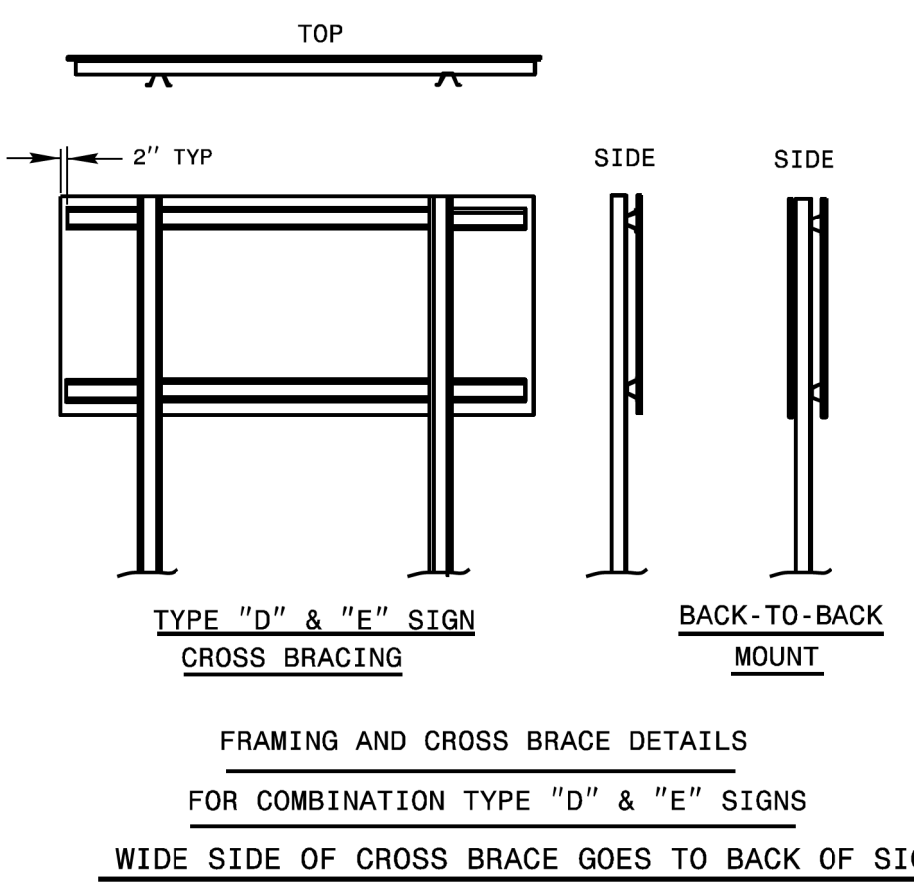
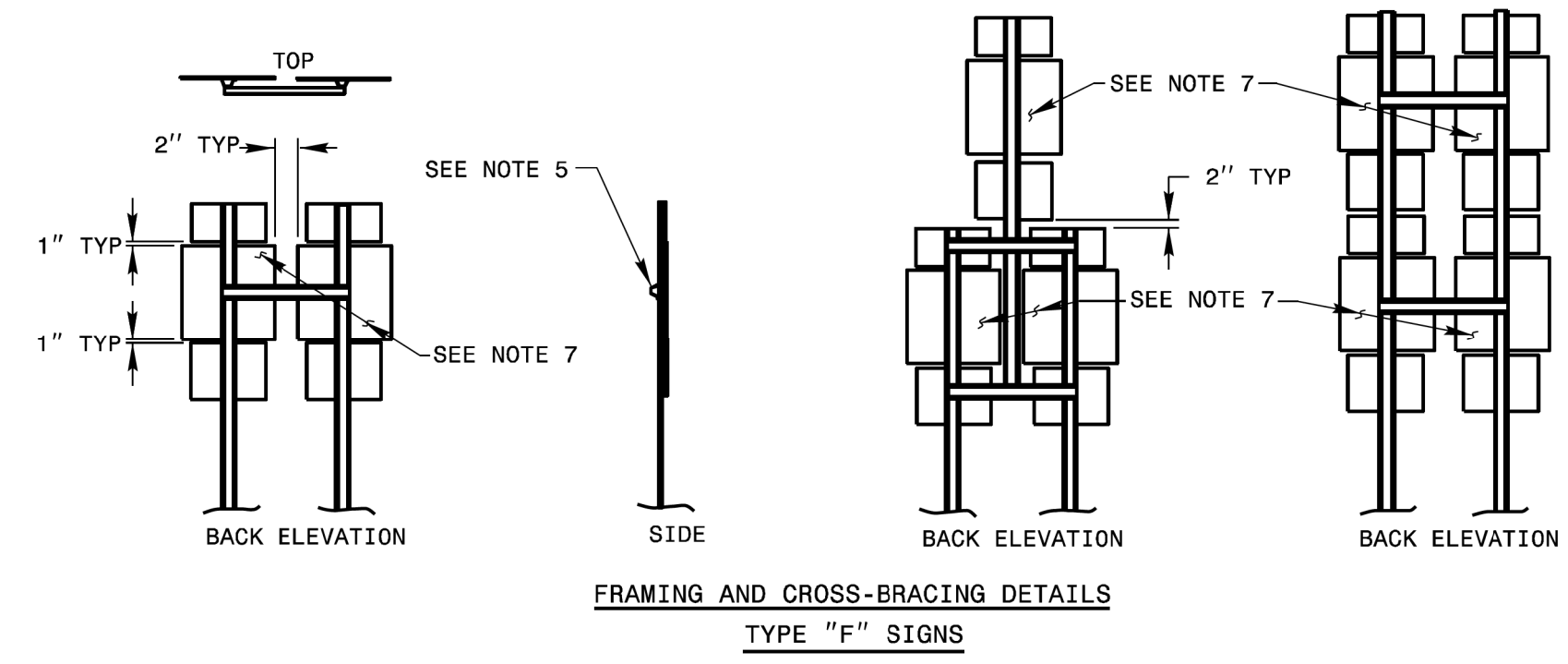
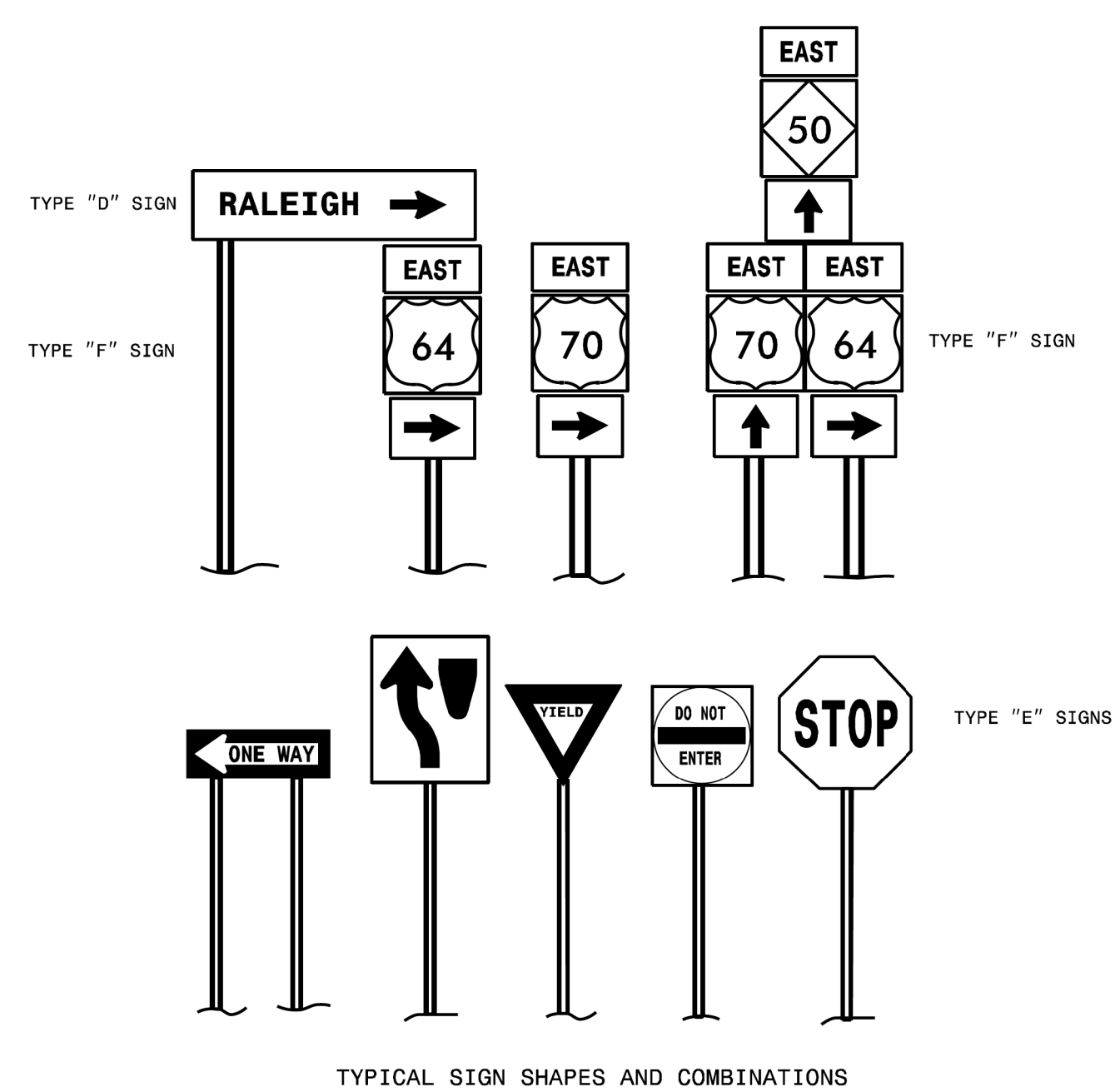
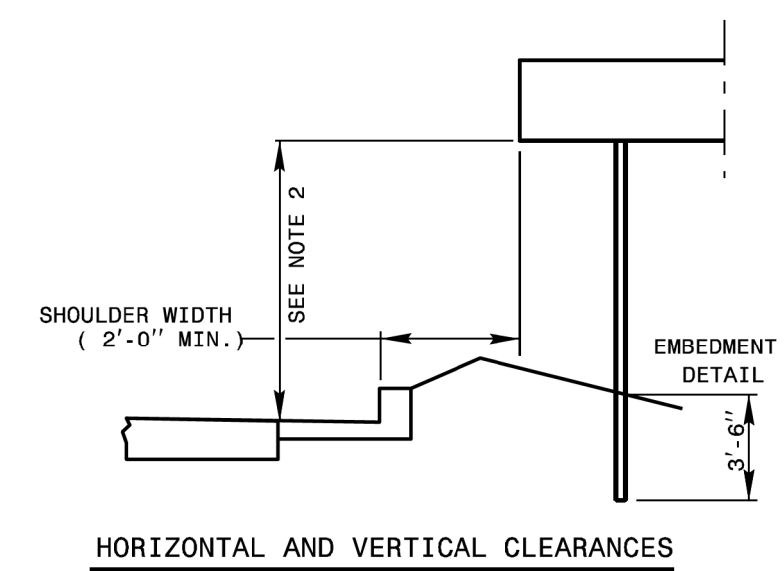
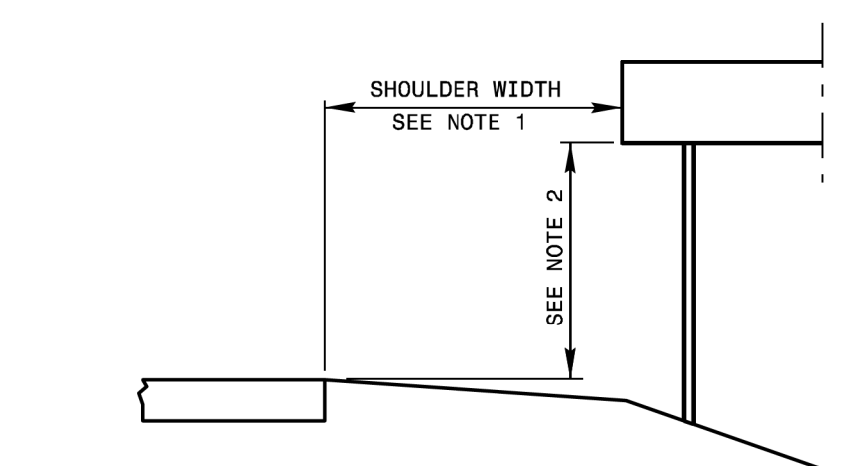
Engineers | Construction Managers | Planners | Scientists
 www.rkk.com

Responsive People | Creative Solutions

STATE OF NORTH CAROLINA
 DEPT. OF TRANSPORTATION
 DIVISION OF HIGHWAYS
 RALEIGH, N.C.

ENGLISH DETAIL DRAWING FOR
 MOUNTING OF TYPE 'D', 'E', AND 'F' SIGNS
 ON 'U' CHANNEL POSTS

SHEET 1 OF 2
 904D50



- NOTES:
1. ERECT TYPE "D", "E", AND "F" SIGNS ON FREEWAYS WITH THE NEAR EDGE OF THE SIGN 20 FT. FROM THE TRAVEL LANE. ERECT ALL OTHER "D", "E", AND "F" SIGNS WITH THE NEAR EDGE OF THE SIGN AT THE EDGE OF THE SHOULDER BREAK (6 FT. MINIMUM CLEARANCE, 12 FT. DESIRABLE, FROM THE EDGE OF TRAVEL LANE), OR AS DIMENSIONED ON PLAN SHEETS.
 2. ERECT TYPE "D", "E", AND "F" SIGNS WITH THE BOTTOM OF SIGN ASSEMBLY AT LEAST 7 FT. ABOVE THE EDGE OF THE TRAVEL LANE ON ROADS WITH 2 OR MORE LANES IN THE SAME DIRECTION AND AT LEAST 5 FT. ON OTHER ROUTES. THE VERTICAL CLEARANCE IS 7 FT. WHERE REQUIRED FOR PEDESTRIAN TRAFFIC AND/OR PARKED VEHICLES.
 3. THE VERTICAL DIMENSION BETWEEN MOUNTING HOLE CENTERS ON ALL TYPES "D", "E", AND "F" SIGNS IS 30" MAXIMUM. THE VERTICAL AND HORIZONTAL DIMENSIONS BETWEEN MOUNTING HOLES IS TO THE WHOLE INCH. EACH SIGN PANEL HAS A MINIMUM OF 2 BOLTS PER SUPPORT.
 4. ATTACH SIGN W/ 5/16" HEX HEAD BOLT, NYLON WASHER, SHIM, FLAT WASHER, LOCK WASHER, HEX NUT. NO BUCKLING OF THE SIGN WILL BE PERMITTED. SEE ASSEMBLY DETAIL SHEET # 2 OF 904.50.
 5. FURNISH AND INSTALL CROSS-BRACING AS SHOWN IN DETAIL. PAINT ENDS OF CROSS BRACES W/ APPROVED. ZINC PAINT.
 6. INSTALL POST AND CROSS-BRACING WITH THE WIDE SIDE OF THE FLANGE TOWARD THE BACK OF SIGN(S) FOR COMBINATION TYPE "D" AND "F" SIGNS.
 7. THE SHIELD HEIGHTS IN THESE ASSEMBLIES CAN NOT BE LARGER THAN 24".
 8. IF SIGN ASSEMBLIES REQUIRE MORE THAN TWO U-CHANNEL SUPPORTS, THE SUPPORTS SHALL BE PLACED A MINIMUM OF 4 FT. BETWEEN POSTS. NO MORE THAN TWO POSTS SHALL FALL WITHIN 7 FT. PATH, OR THE SIGN ASSEMBLY MUST BE PLACED BEHIND BARRIER PROTECTION.


STATE OF NORTH CAROLINA
 DEPT. OF TRANSPORTATION
 DIVISION OF HIGHWAYS
 RALEIGH, N.C.

ENGLISH DETAIL DRAWING FOR
 MOUNTING OF TYPE 'D', 'E', AND 'F' SIGNS
 ON 'U' CHANNEL POSTS

SHEET 1 OF 2
 904D50

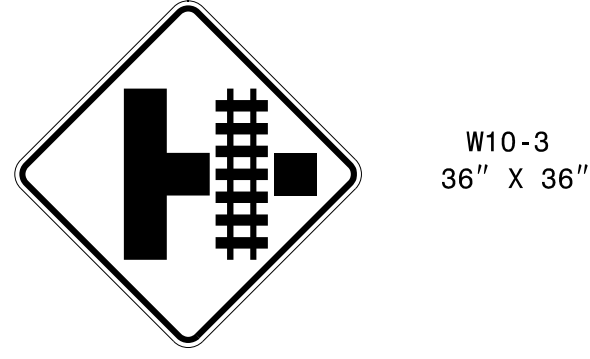
6/18/2021 5:45:00 PM S:\Standards and Drawings\Drawings\2018 Standard Dwg\Division 9 Final\0904.50_sgn_sht01_uchannel.post_6-21.dgn User:rstokes

APPROVED: *David T. Seaks*
069183728E5741E
 DATE: 11/8/2022




**DOCUMENT NOT CONSIDERED FINAL
 UNLESS ALL SIGNATURES COMPLETED**

401 QUANTITY REQ'D 2



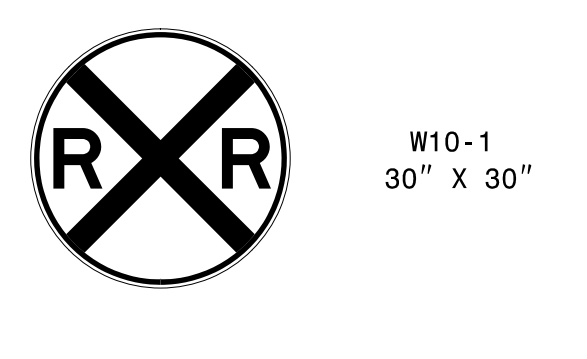
ONE "U" CHANNEL POST PER SIGN

402 QUANTITY REQ'D 3



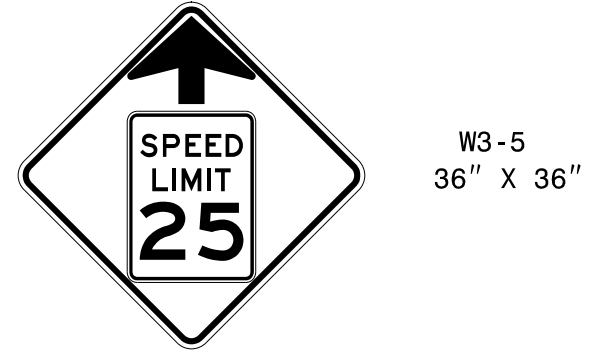
ONE "U" CHANNEL POST PER SIGN

403 QUANTITY REQ'D 2



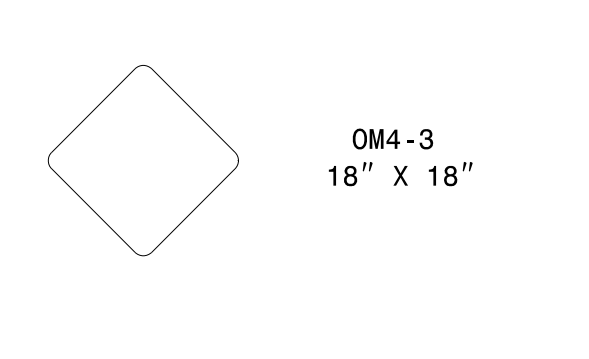
ONE "U" CHANNEL POST PER SIGN

404 QUANTITY REQ'D 1



ONE "U" CHANNEL POST

405 QUANTITY REQ'D 9



ONE "U" CHANNEL POST PER SIGN

406 QUANTITY REQ'D 1




ONE "U" CHANNEL POST

407 QUANTITY REQ'D 2




ONE "U" CHANNEL POST PER SIGN

408 QUANTITY REQ'D 1



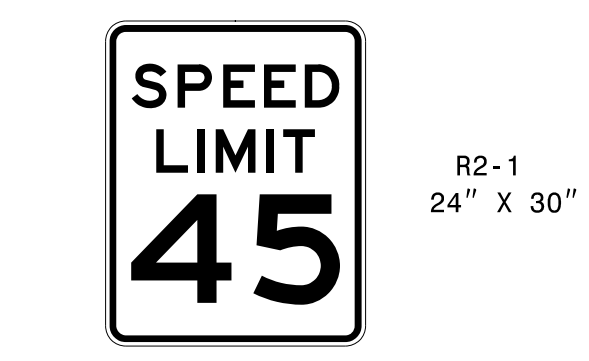
ONE "U" CHANNEL POST

409 QUANTITY REQ'D 3



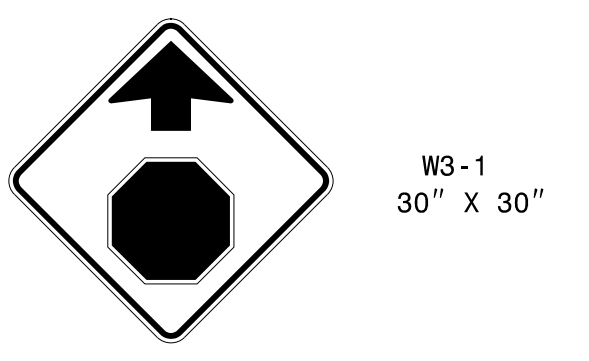
ONE "U" CHANNEL POST PER SIGN

410 QUANTITY REQ'D 3



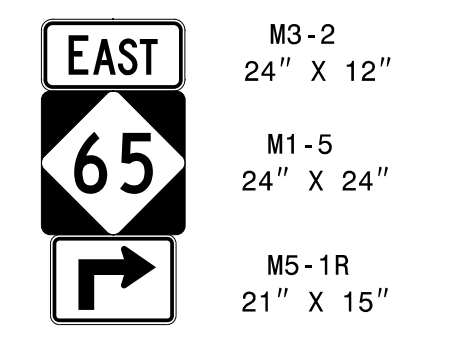
ONE "U" CHANNEL POST PER SIGN

411 QUANTITY REQ'D 1



ONE "U" CHANNEL POST

501



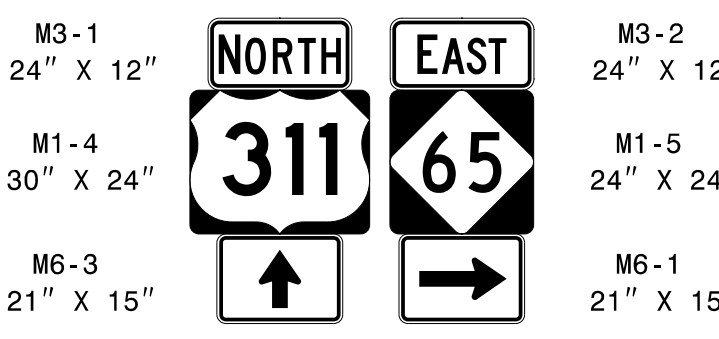
ONE "U" CHANNEL POST

502



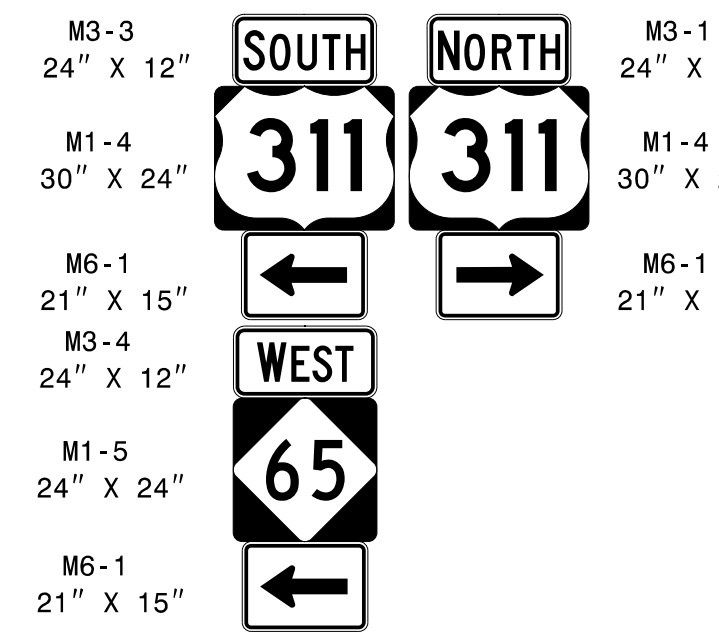
TWO "U" CHANNEL POSTS

503



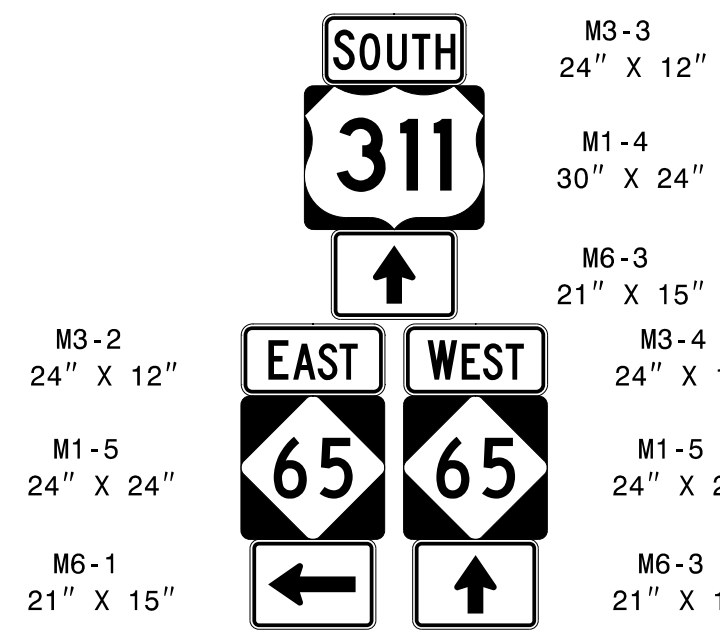
TWO "U" CHANNEL POSTS

504



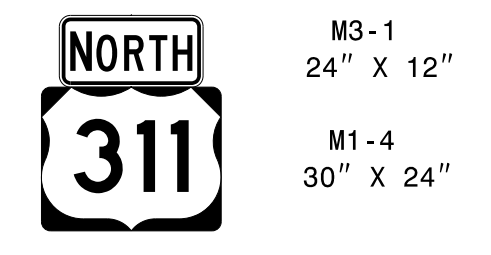
TWO "U" CHANNEL POSTS

505



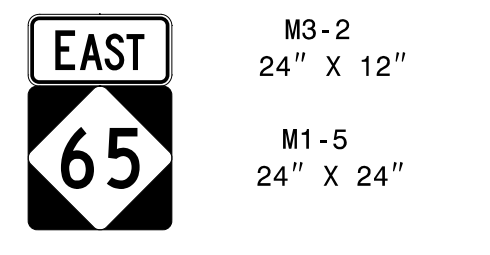
TWO "U" CHANNEL POSTS

506



ONE "U" CHANNEL POST


507



ONE "U" CHANNEL POST

TYPE "E" & "F" SIGNS

APPROVED: *David T. Sears*
DocuSigned by:
 069183F28E5741E
 DATE: 11/8/2022



**DOCUMENT NOT CONSIDERED FINAL
 UNLESS ALL SIGNATURES COMPLETED**

SIGN NUMBER: 301 TYPE: D QUANTITY: 1 SIGN WIDTH: 6'-0" HEIGHT: 2'-6" TOTAL AREA: 15.0 Sq.Ft. BORDER TYPE: FLUSH RECESS: 0" WIDTH: 0.75" RADII: 2.25" NO. Z BARS: LENGTH:	BACKG COLOR: Green COPY COLOR: White <table border="1"> <thead> <tr> <th>SYMBOL</th> <th>X</th> <th>Y</th> <th>WID</th> <th>HT</th> </tr> </thead> <tbody> <tr> <td>AR_Type D</td> <td>6.4</td> <td>17.8</td> <td>6</td> <td>9</td> </tr> <tr> <td>AR_Type D</td> <td>53.6</td> <td>4.8</td> <td>6</td> <td>9</td> </tr> </tbody> </table>	SYMBOL	X	Y	WID	HT	AR_Type D	6.4	17.8	6	9	AR_Type D	53.6	4.8	6	9	DESIGN BY: A. TUTT PROJECT ID: R-5768 CHECKED BY: D. SEARS LOCATION: -L- STA. 18+00 NOV 26, 2019 DIV: 9
SYMBOL	X	Y	WID	HT													
AR_Type D	6.4	17.8	6	9													
AR_Type D	53.6	4.8	6	9													

USE NOTES: 1,2

- Legend and border(except those that are colored black) shall be direct applied Grade C sheeting.
- Background shall be Grade C reflective sheeting.
- Shields: A, B, and C type arrows shall be on 0.032" (0.8mm) aluminum and demountable.

Spacing Factor is 1 unless specified otherwise

Letter spacings are to start of next letter												Series/Size	
												Text Length	
18.4	5.8	4.6	2.2	4.6	4.2	2.4	6	5	4.1	4.7	3.5	6.4	D 2000
												47.2	
9.4	4.4	2.8	4.6	4.3	4	3.4	4.5	4.6	1.9	3.5	24.5	D 2000	
												38.1	

FILENAME: R-5768_SGN_DESIGNS NORTH CAROLINA D.O.T. SIGN DETAIL

SIGN NUMBER: 203 TYPE: D QUANTITY: 1 SIGN WIDTH: 7'-0" HEIGHT: 2'-6" TOTAL AREA: 17.5 Sq.Ft. BORDER TYPE: FLUSH RECESS: 0" WIDTH: 0.75" RADII: 2.25" NO. Z BARS: LENGTH:	BACKG COLOR: Green COPY COLOR: White <table border="1"> <thead> <tr> <th>SYMBOL</th> <th>X</th> <th>Y</th> <th>WID</th> <th>HT</th> </tr> </thead> <tbody> <tr> <td>AR_Type D</td> <td>6.4</td> <td>19.3</td> <td>6</td> <td>9</td> </tr> <tr> <td>AR_Type D</td> <td>64.1</td> <td>4.8</td> <td>6</td> <td>9</td> </tr> </tbody> </table>	SYMBOL	X	Y	WID	HT	AR_Type D	6.4	19.3	6	9	AR_Type D	64.1	4.8	6	9	DESIGN BY: A. TUTT PROJECT ID: R-5768 CHECKED BY: D. SEARS LOCATION: -L- STA. 19+28 JUL 26, 2022 DIV: 9
SYMBOL	X	Y	WID	HT													
AR_Type D	6.4	19.3	6	9													
AR_Type D	64.1	4.8	6	9													

USE NOTES: 1,2

- Legend and border(except those that are colored black) shall be direct applied Grade C sheeting.
- Background shall be Grade C reflective sheeting.
- Shields: A, B, and C type arrows shall be on 0.032" (0.8mm) aluminum and demountable.

Spacing Factor is 1 unless specified otherwise

Letter spacings are to start of next letter												Series/Size					
												Text Length					
21.4	6.1	2.2	4.3	3.1	2.8	4.6	3.5	3	2.1	3	4.7	4.6	1.9	4.4	5.9	6.4	D 2000
												56.2					
10.9	5.8	4.6	2.2	4.6	4.2	2.4	6	5	4.1	4.7	3.5	25.9	D 2000				
												47.2					

FILENAME: R-5768_SGN_DESIGNS NORTH CAROLINA D.O.T. SIGN DETAIL

SIGN NUMBER: 303 TYPE: D QUANTITY: 1 SIGN WIDTH: 7'-0" HEIGHT: 2'-6" TOTAL AREA: 17.5 Sq.Ft. BORDER TYPE: FLUSH RECESS: 0" WIDTH: 0.75" RADII: 2.25" NO. Z BARS: LENGTH:	BACKG COLOR: Green COPY COLOR: White <table border="1"> <thead> <tr> <th>SYMBOL</th> <th>X</th> <th>Y</th> <th>WID</th> <th>HT</th> </tr> </thead> <tbody> <tr> <td>AR_Type D</td> <td>7.9</td> <td>17.8</td> <td>6</td> <td>9</td> </tr> <tr> <td>AR_Type D</td> <td>15.4</td> <td>4.7</td> <td>6</td> <td>9</td> </tr> </tbody> </table>	SYMBOL	X	Y	WID	HT	AR_Type D	7.9	17.8	6	9	AR_Type D	15.4	4.7	6	9	DESIGN BY: A. TUTT PROJECT ID: R-5768 CHECKED BY: D. SEARS LOCATION: -L- STA. 21+50 JUL 26, 2022 DIV: 9
SYMBOL	X	Y	WID	HT													
AR_Type D	7.9	17.8	6	9													
AR_Type D	15.4	4.7	6	9													

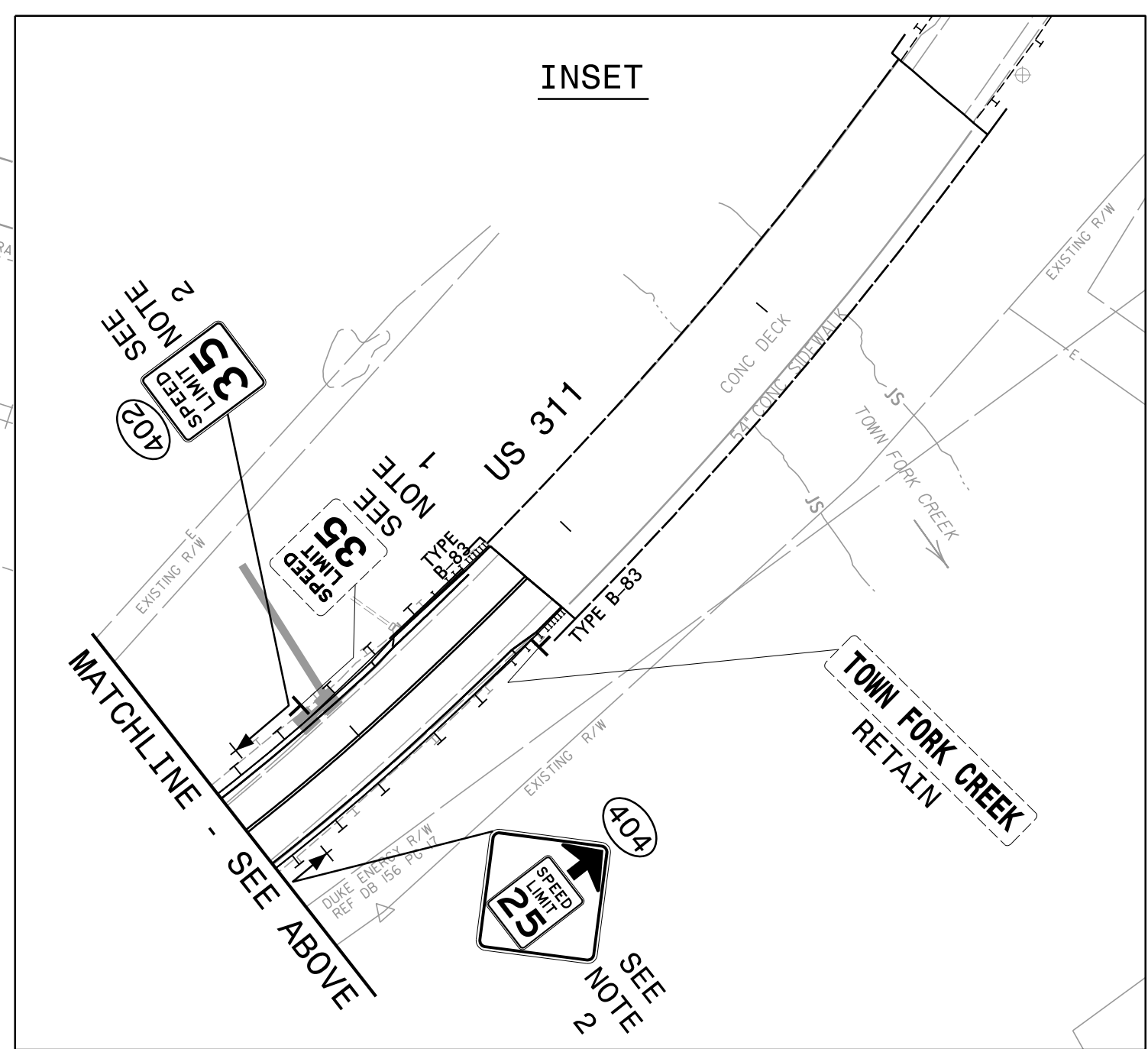
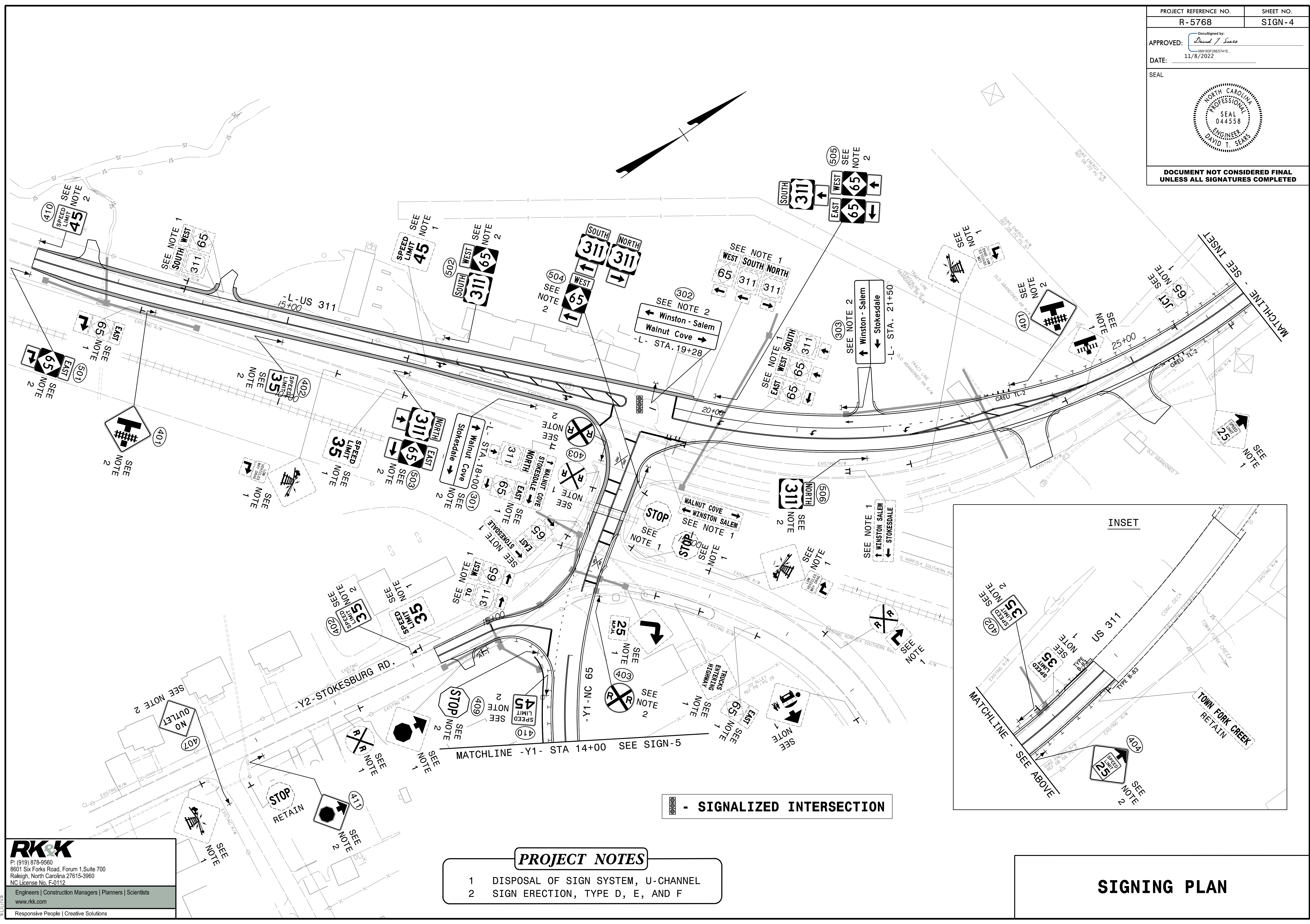
USE NOTES: 1,2

- Legend and border(except those that are colored black) shall be direct applied Grade C sheeting.
- Background shall be Grade C reflective sheeting.
- Shields: A, B, and C type arrows shall be on 0.032" (0.8mm) aluminum and demountable.

Spacing Factor is 1 unless specified otherwise

Letter spacings are to start of next letter												Series/Size					
												Text Length					
19.9	6.1	2.2	4.3	3.1	2.8	4.6	3.5	3	2.1	3	4.7	4.6	1.9	4.4	5.9	7.9	D 2000
												56.2					
30.5	4.4	2.8	4.6	4.3	4	3.4	4.5	4.6	1.9	3.5	15.4	D 2000					
												38.1					

FILENAME: R-5768_SGN_DESIGNS NORTH CAROLINA D.O.T. SIGN DETAIL

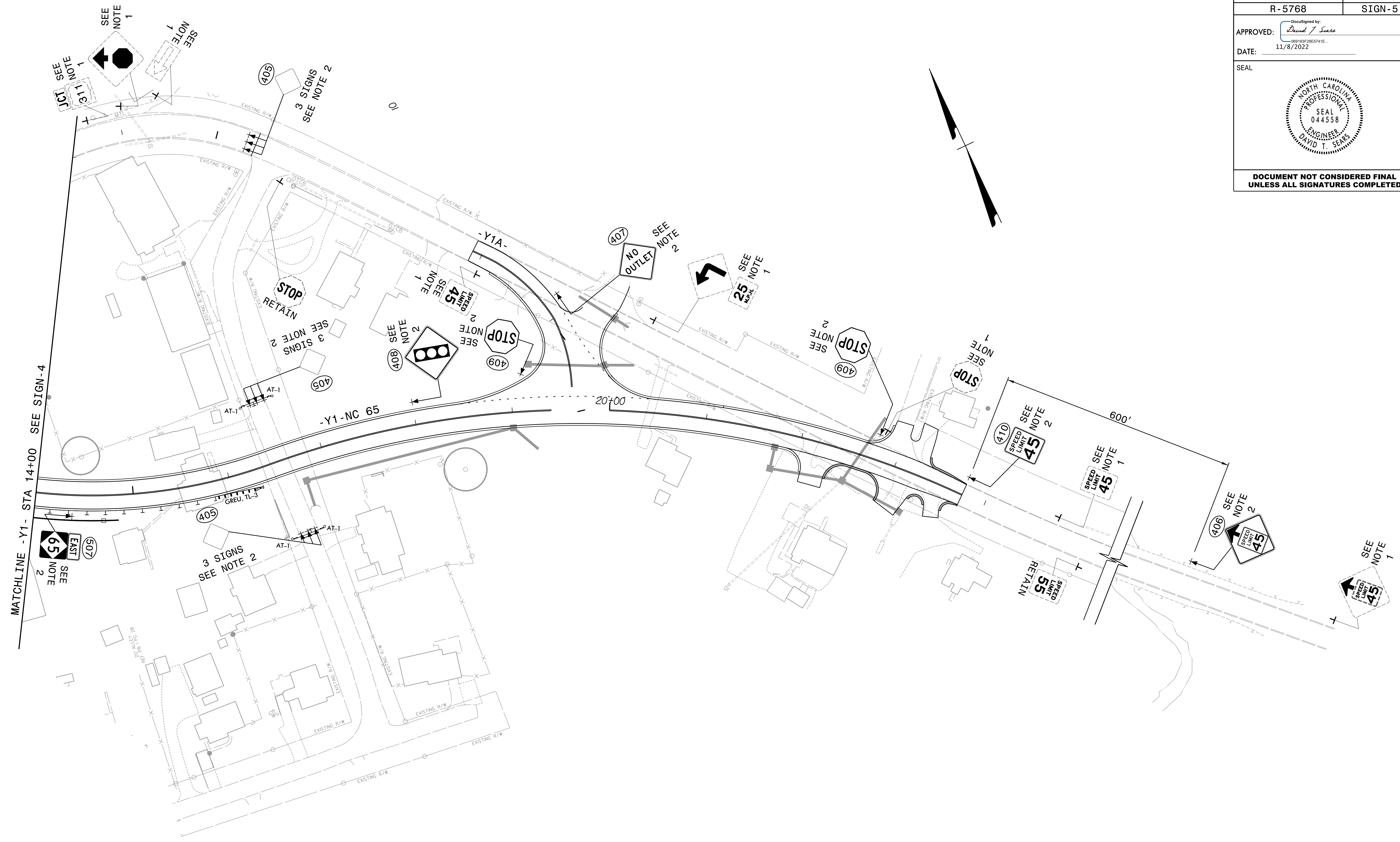


 - SIGNALIZED INTERSECTION

PROJECT NOTES

- 1 DISPOSAL OF SIGN SYSTEM, U-CHANNEL
- 2 SIGN ERECTION, TYPE D, E, AND F

SIGNING PLAN



PROJECT NOTES

- DISPOSAL OF SIGN SYSTEM, U-CHANNEL
- SIGN ERECTION, TYPE D, E, AND F

SIGNING PLAN