

T.I.P.: A-0009CC

**STATE OF NORTH CAROLINA
DEPARTMENT OF TRANSPORTATION**

**SIGNING PLAN
GRAHAM COUNTY**

**LOCATION: NC 143 FROM 0.5 MI NORTH OF APPALACHIAN TRAIL TO NC 28
NC 28 FROM 0.2 MI WEST OF NC 143 TO 0.2 MI WEST OF SR 1228 (STECOAH RD)**

<small>TIP NO.</small> A-0009CC	<small>SHEET NO.</small> SIGN-1
<small>APPROVED:</small> <small>DATE:</small> 10/18/2022	
<small>DOCUMENT NOT CONSIDERED FINAL UNLESS ALL SIGNATURES COMPLETED</small>	

ROADWAY STANDARD DRAWING

THE FOLLOWING ROADWAY STANDARDS AS APPEAR IN "ROADWAY STANDARD DRAWINGS" - PROJECT SERVICES UNIT - N.C. DEPARTMENT OF TRANSPORTATION - RALEIGH, N.C., DATED JANUARY 2018 ARE APPLICABLE TO THIS PROJECT AND BY REFERENCE HEREBY ARE CONSIDERED A PART OF THESE PLANS:

<u>STD. NO.</u>	<u>TITLE</u>
901.10	TYPE 'A' SIGNS
901.20	TYPE 'B' SIGNS
901.50	ARROWS AND SHIELDS
901.70	SIGN STRINGERS AND SUPPORT SPACING
901.80	SIGN MOUNTING DETAILS - FOR TYPE A AND TYPE B SIGNS
903.10	GROUND MOUNTED SIGN SUPPORTS
904.10	ORIENTATION OF GROUND MOUNTED SIGNS
904.50	MOUNTING OF TYPE 'D', 'E' AND 'F' SIGNS ON 'U' CHANNEL POSTS
910.50	SIGNING FOR SPEED REDUCTION ZONE

SUMMARY OF QUANTITIES

ITEM NO.		ITEM DESCRIPTION	QUANTITY	UNIT
DESC. NO.	SECT. NO.			
4048000000	902	REINFORCED CONCRETE SIGN FOUNDATIONS	1	C.Y.
4054000000	902	PLAIN CONCRETE SIGN FOUNDATIONS	1	C.Y.
4060000000	903	SUPPORTS, BREAKAWAY STEEL BEAM	871	LB.
4072000000	903	SUPPORTS, 3 LB STEEL U-CHANNEL	975	L.F.
4096000000	904	SIGN ERECTION, TYPE D	6	EA.
4102000000	904	SIGN ERECTION, TYPE E	44	EA.
4108000000	904	SIGN ERECTION, TYPE F	8	EA.
4110000000	904	SIGN ERECTION, TYPE B (GROUND MOUNTED)	2	EA.
4116100000	904	SIGN ERECTION, RELOCATE SIGN TYPE A (GROUND MOUNTED)	1	EA.
4116100000	904	SIGN ERECTION, RELOCATE SIGN TYPE D (GROUND MOUNTED)	6	EA.
4116100000	904	SIGN ERECTION, RELOCATE SIGN TYPE F (GROUND MOUNTED)	2	EA.
4138000000	907	DISPOSAL OF SUPPORT, STEEL BEAM	1	EA.
4155000000	907	DISPOSAL OF SIGN SYSTEM, U-CHANNEL	37	EA.
4192000000	907	DISPOSAL OF SUPPORT, U-CHANNEL	4	EA.
4236000000	907	DISPOSAL OF SIGN, A OR B (GROUND MOUNTED)	1	EA.

GENERAL NOTES


- . SIGNS FURNISHED BY STATE
- . CONFIRM IN WRITING AT LEAST 4 MONTHS IN ADVANCE, THE ACTUAL DATE THE DEPARTMENT FURNISHED SIGNS WILL BE REQUIRED.
- . ALL TYPE 'D' SIGNS SHALL BE MOUNTED ON TWO U-CHANNEL POSTS UNLESS OTHERWISE INDICATED ON THE PLANS.
- . IF REMOVAL OR RELOCATION OF SIGNS ON PRIVATE STREET (NON-STATE MAINTAINED) IS REQUIRED DUE TO CONSTRUCTION, THE CONTRACTOR SHALL INFORM THE ENGINEER. THE WORK WILL BE COMPLETED BY OTHERS.
- . WHEN NOT STATIONED OR DIMENSIONED ON PLANS, ALL 'E' AND 'F' SIGNS SHALL BE FIELD LOCATED BY THE ENGINEER
- . ALL EXISTING SIGNS ON "U" CHANNEL POST WITHIN THE PROJECT LIMITS SHALL BE REMOVED AND DISPOSED OF UNLESS OTHERWISE NOTED ON PLANS.
- . WHEN EXISTING SIGNS ARE REMOVED AND INSTALLED ON NEW SUPPORTS, THE RE-ERECTION SHALL IMMEDIATELY FOLLOW THE REMOVAL.
- . THE BACKGROUND FOR TYPE E & F SIGNS SHALL BE TYPE C REFLECTIVE SHEETING.
- . DO NOT BEGIN FABRICATION FOR TYPES A & B SIGNS MOUNTED ON OVERHEAD STRUCTURES OR STEEL SUPPORTS UNTIL "S" DIMENSIONS HAVE BEEN FIELD VERIFIED.
- . SEE ROADWAY PLANS FOR GUARD/GUIDE RAIL DETAILS.

INDEX

<u>SHEET NO.</u>	<u>DESCRIPTION</u>
SIGN-1	TITLE SHEET
SIGN-1A	REVISED SIGNING RSD (901.10 SHT 1 OF 2)
SIGN-1B	REVISED SIGNING RSD (901.20 SHT 1 OF 1)
SIGN-1C	REVISED SIGNING RSD (903.10 SHT 2 OF 3)
SIGN-1D	REVISED SIGNING RSD (904.50 SHT 1 OF 2)
SIGN-2	TYPE "A" AND TYPE "B" GROUND MOUNTED SIGNS
SIGN-3A	TYPE "B" SIGNS
SIGN-3B-3C	TYPE "D" SIGNS
SIGN-4A-4B	TYPE "E" SIGNS
SIGN-4C	TYPE "F" SIGNS
SIGN-5-11	EXISTING AND PROPOSED SIGNING PLAN SHEETS

PLAN SUBMITTED TO:

WANDA H. AUSTIN DIVISION ENGINEER, NCDOT DIVISION 14



PLAN PREPARED BY: TGS ENGINEERS

JIMMY TERRY, PE PROJECT ENGINEER
SANDRA MELVIN DESIGN TECHNICIAN

TGS ENGINEERS
201 W. MARION ST
SHELBY, NC 28150
PH (704) 476-0003
CORP. LICENSE NO.: C-0275

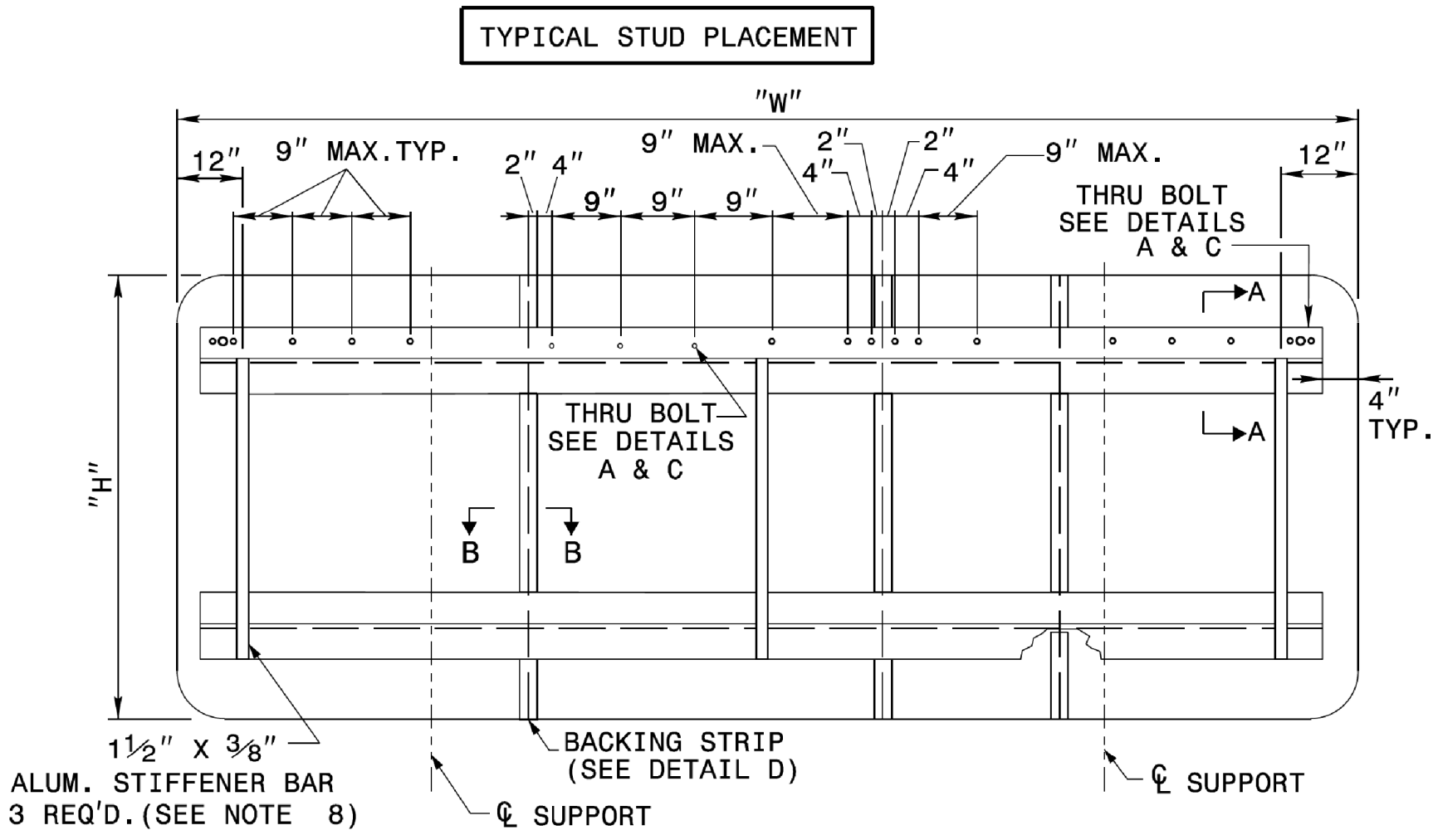
TIP NO.	SHEET NO.
DocuSigned by: <i>Matthew V. Springer</i>	
APPROVED:	3/21/2019
DATE:	6C80F6E8B584403...
SEAL	

STATE OF NORTH CAROLINA
DEPT. OF TRANSPORTATION
DIVISION OF HIGHWAYS
RALEIGH, N.C.

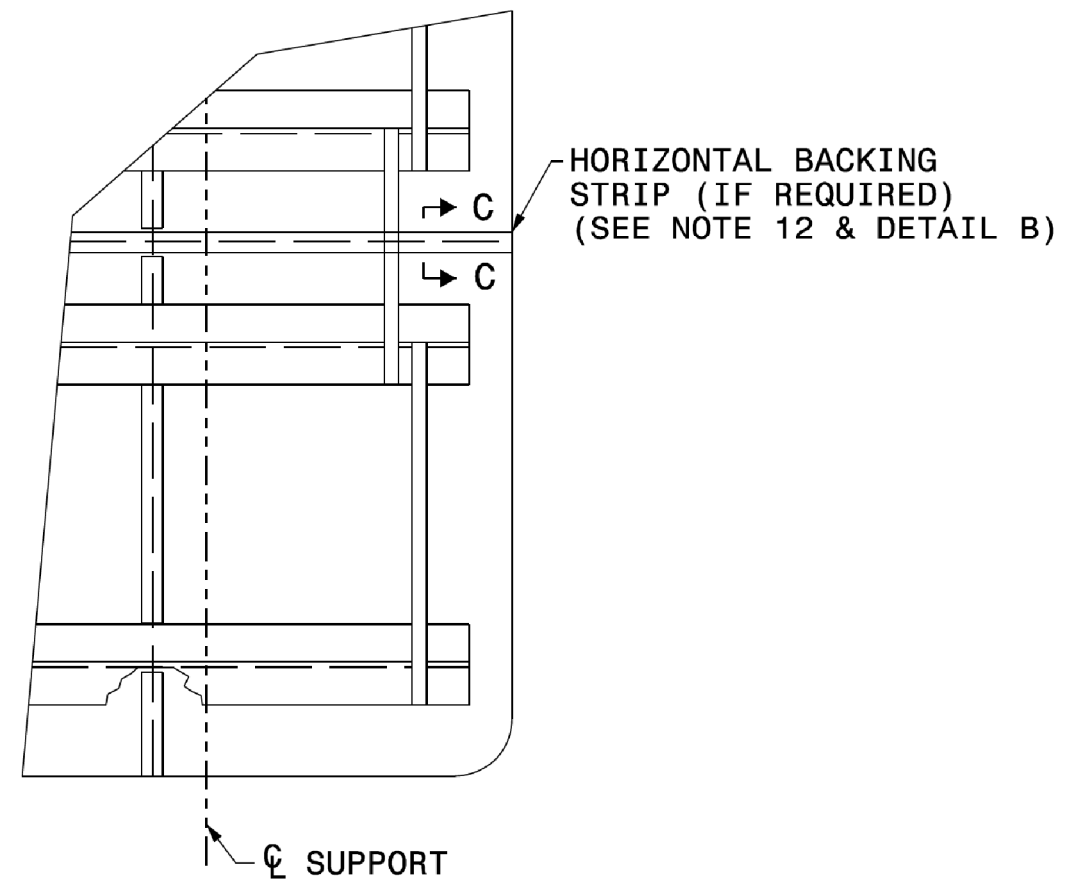
2-19

ENGLISH DETAIL DRAWING FOR
TYPE 'A' SIGNS
WELDED STUD CONSTRUCTION

SHEET 1 OF 2
901D10



HORIZONTAL BACKING STRIP



NOTES:

1. USE THE NUMBER AND SIZE OF SUPPORTS SHOWN ON THE SUPPORT CHART IN PROJECT PLANS.
2. FABRICATE SIGN PANEL SECTIONS WITH SHEETS 4'-0" WIDE. WHEN FABRICATING SIGNS WHICH ARE NOT MULTIPLES OF 4'-0" IN WIDTH, DO NOT CUT MORE THAN TWO SHEETS TO LESS THAN 4'-0" IN WIDTH. THESE PANELS SHALL NOT BE LESS THAN 1'-0" IN WIDTH.
3. SEE NCDOT STANDARD SPECIFICATIONS FOR ROADS AND STRUCTURES, FOR TYPE OF MATERIAL TO BE USED FOR SIGN PANELS, HANGER ASSEMBLIES, AND SUPPORTS.
4. USE GALVANIZED STEEL FOR BACKING PLATES AND MOUNTING BOLTS.
5. SEE ROADWAY STANDARD 904.20 WHEN TYPE "B" SECONDARY SIGN MOUNTING IS REQUIRED.
6. DETAILS FOR TYPE "A" SECONDARY SIGNS SHALL BE THE SAME AS FOR TYPE "A" SIGNS.
7. THE VERTICAL DIMENSION BETWEEN PRIMARY AND SECONDARY SIGNS IS TWO (2) INCHES.
8. ADJUST STIFFENERS TO AVOID CONFLICT WITH SUPPORTS.
9. SEE ROADWAY STANDARD 901.70 FOR SUPPORT AND "Z" BAR SPACING.
10. FABRICATE SIGNS TALLER THAN 12'-0" AS TWO SEPARATE SIGNS WITH A HORIZONTAL SPLICE. LOCATE STRINGERS ON EACH SECTION OF THE SIGN BY THE SIGN STRINGER CHART. (SEE ROADWAY STANDARD 901.70)
11. FABRICATE SIGNS TALLER THAN 12'-0" BUT SHORTER THAN 14'-6" WITH A HORIZONTAL SPLICE LOCATED 7'-0" FROM BOTTOM OF SIGN.
12. FABRICATE SIGNS 14'-6" TALL AND TALLER WITH A HORIZONTAL SPLICE. LOCATE THE SPLICE AT LEAST HALF OF THE SIGN HEIGHT FROM THE BOTTOM AND AT LEAST 7'-0" FROM THE TOP.
13. THERE SHALL ONLY BE A 1/8" GAP BETWEEN THE VERTICAL BACKING STRIP AND THE "Z" BAR.
14. SEE ROADWAY STANDARD 901.80 FOR DETAILS SHOWING SIGN MOUNTING TO SUPPORTS.
15. PLACE NYLON WASHER UNDER HEAD OF 3/8" THRU BOLTS.
16. FABRICATE EACH SIGN WITH 3/8" DIA. THRU BOLT, 4" FROM EACH END OF EACH "Z" BAR THRU SIGN PANEL AND "Z" BAR. SEE DETAILS A & C.
17. FABRICATE EACH SIGN WITH 3/8" DIA. THRU BOLT CENTERED IN EACH PANEL THRU THE TOP AND BOTTOM "Z" BAR. CENTERED THRU BOLT REQUIRED IN END PANELS GREATER THAN 2'-0" WIDE. SEE DETAILS A & C.
18. THRU BOLTS WILL HAVE A MINIMUM 1/16" TO MAXIMUM 1/8" GAP

STATE OF NORTH CAROLINA
DEPT. OF TRANSPORTATION
DIVISION OF HIGHWAYS
RALEIGH, N.C.

2-19


ENGLISH DETAIL DRAWING FOR
TYPE 'A' SIGNS
WELDED STUD CONSTRUCTION

SHEET 1 OF 2
901D10

**REVISED SIGNING
ROADWAY STANDARD DRAWING**

10/14/2022
User: smelvin

03/20/19 S:\&DU\Standards Group\Standards and Drawings\Drawings\2018 Standard Dwg\Division 9 Final\0901D10_sgn_sht10_type a sign_2-19.dgn User: rdstokes

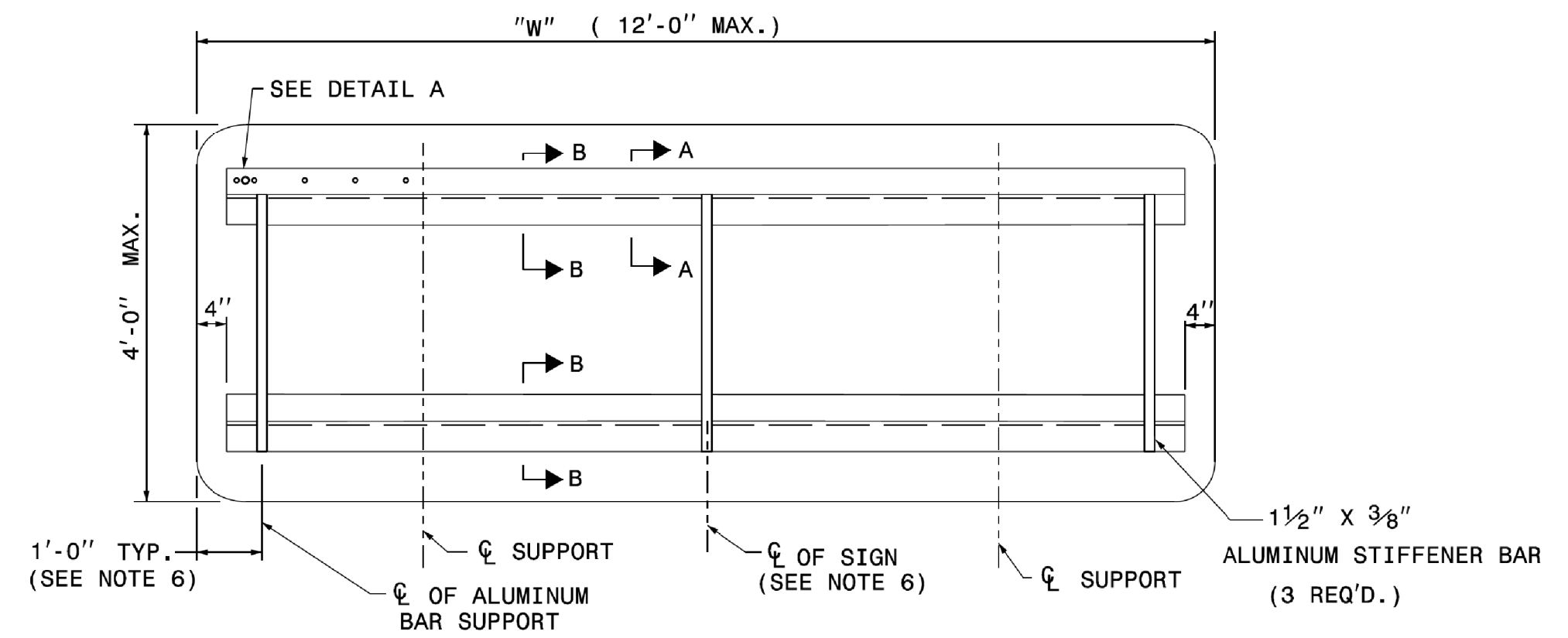
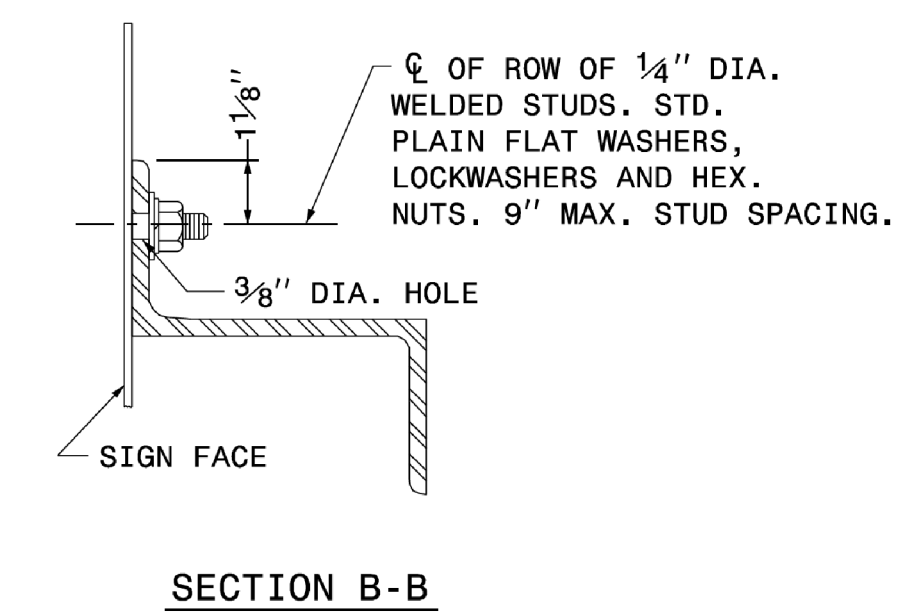
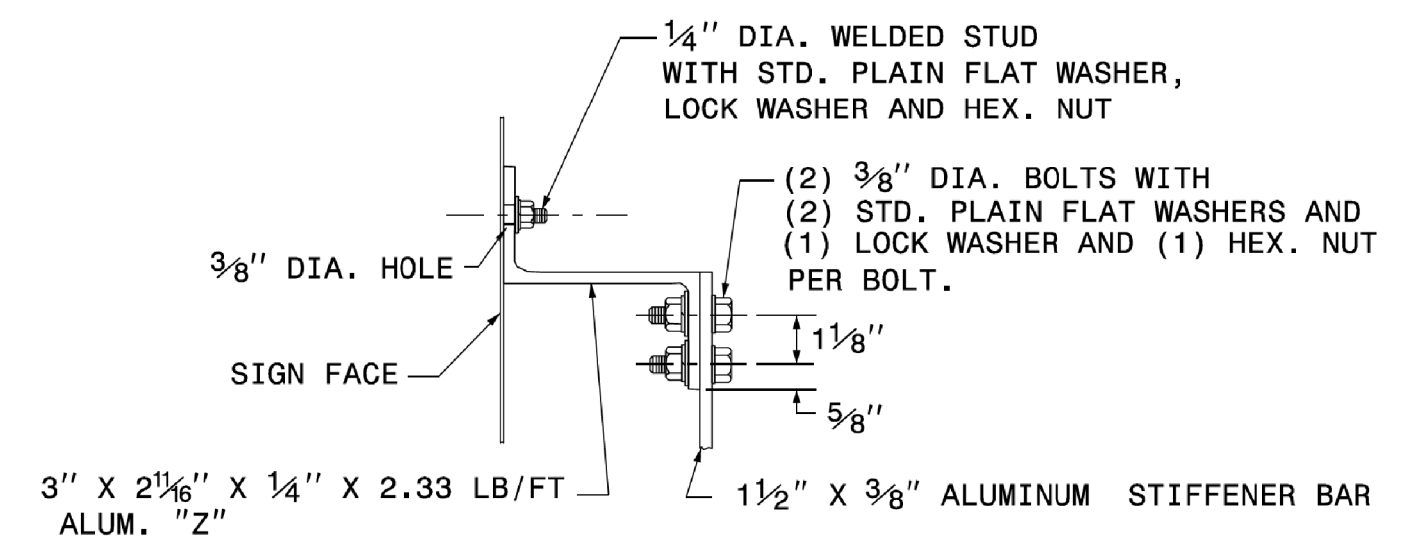
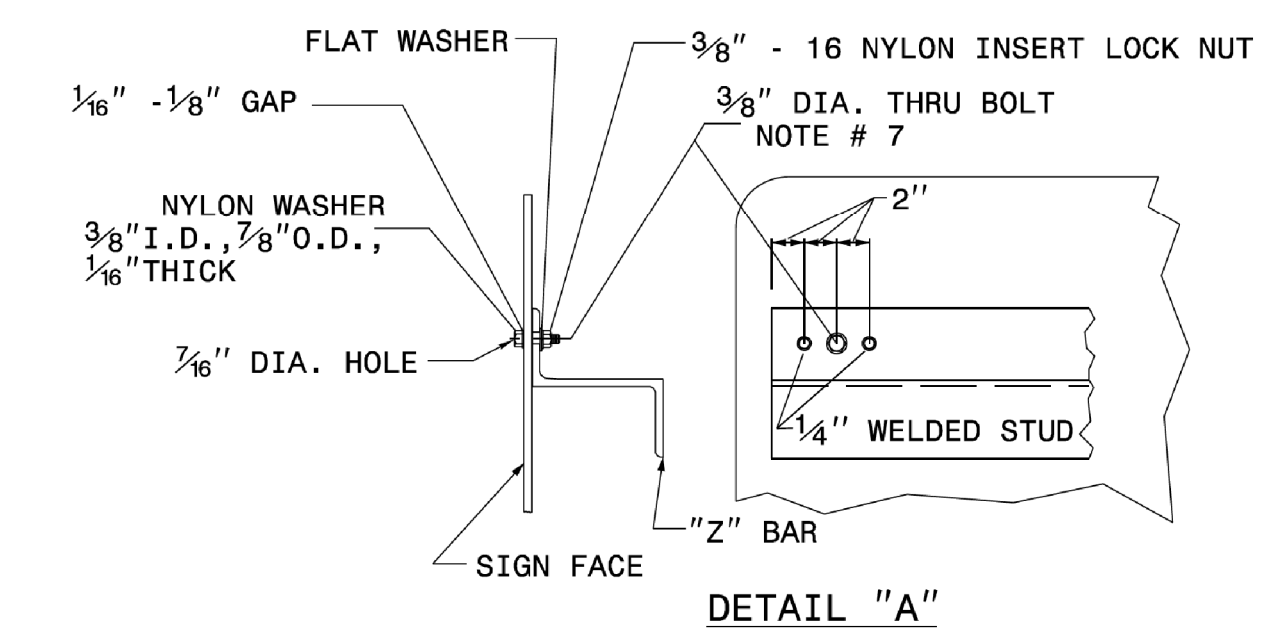
TIP NO.	SHEET NO.
DocuSigned by: <i>Matthew V. Springer</i>	
APPROVED: 3/21/2019	BC60F8EBB584403...
DATE:	
SEAL	
	

STATE OF NORTH CAROLINA
DEPT. OF TRANSPORTATION
DIVISION OF HIGHWAYS
RALEIGH, N.C.

2-19

ENGLISH DETAIL DRAWING FOR
TYPE 'B' SIGNS
WELDED STUD CONSTRUCTION

SHEET 1 OF 1
901D20



- NOTES:
1. USE NUMBER AND SIZE OF SUPPORTS SHOWN ON SUPPORT CHART IN PROJECT PLAN SHEETS.
 2. SEE NCDOT STANDARD SPECIFICATIONS FOR ROADS AND STRUCTURES FOR THE TYPE OF MATERIAL TO BE USED FOR SIGN PANELS, HANGER ASSEMBLIES AND SUPPORTS.
 3. FURNISH ALL MOUNTING HARDWARE.
 4. USE GALVANIZED STEEL FOR BACKING PLATES AND MOUNTING BOLTS.
 5. THE VERTICAL DIMENSION BETWEEN PRIMARY AND SECONDARY SIGNS IS TWO (2) INCHES.
 6. ADJUST STIFFENERS TO AVOID CONFLICT WITH SUPPORTS.
 7. FABRICATE EACH SIGN WITH A 3/8" DIA. BOLT 4" FROM EACH END OF EACH "Z" BAR THRU SIGN PANEL AND "Z" BAR.
 8. SEE ROADWAY STANDARD 901.70 FOR SUPPORT AND "Z" BAR SPACING.
 9. SEE ROADWAY STANDARD 901.80 FOR DETAILS SHOWING SIGN MOUNTING TO SUPPORTS.
 10. PLACE NYLON WASHER UNDER HEAD OF 3/8" THRU BOLT.
 11. THRU BOLTS WILL HAVE A MINIMUM 1/16" TO MAXIMUM 1/8" GAP.

STATE OF NORTH CAROLINA
DEPT. OF TRANSPORTATION
DIVISION OF HIGHWAYS
RALEIGH, N.C.

2-19

ENGLISH DETAIL DRAWING FOR
TYPE 'B' SIGNS
WELDED STUD CONSTRUCTION


SHEET 1 OF 1
901D20

**REVISED SIGNING
ROADWAY STANDARD DRAWING**

10/14/2022
User: smelvin

C:\2018 Standards Group\Standards and Drawings\Drawings\2018 Standard Dwg\Division 9 Find\090120_sgn_type b_sgn_2-19.dgn

TIP NO.	SHEET NO.
DocuSigned by: <i>Matthew V. Springer</i>	
APPROVED:	5/26/2020
DATE:	UC6078EB584403...
SEAL	

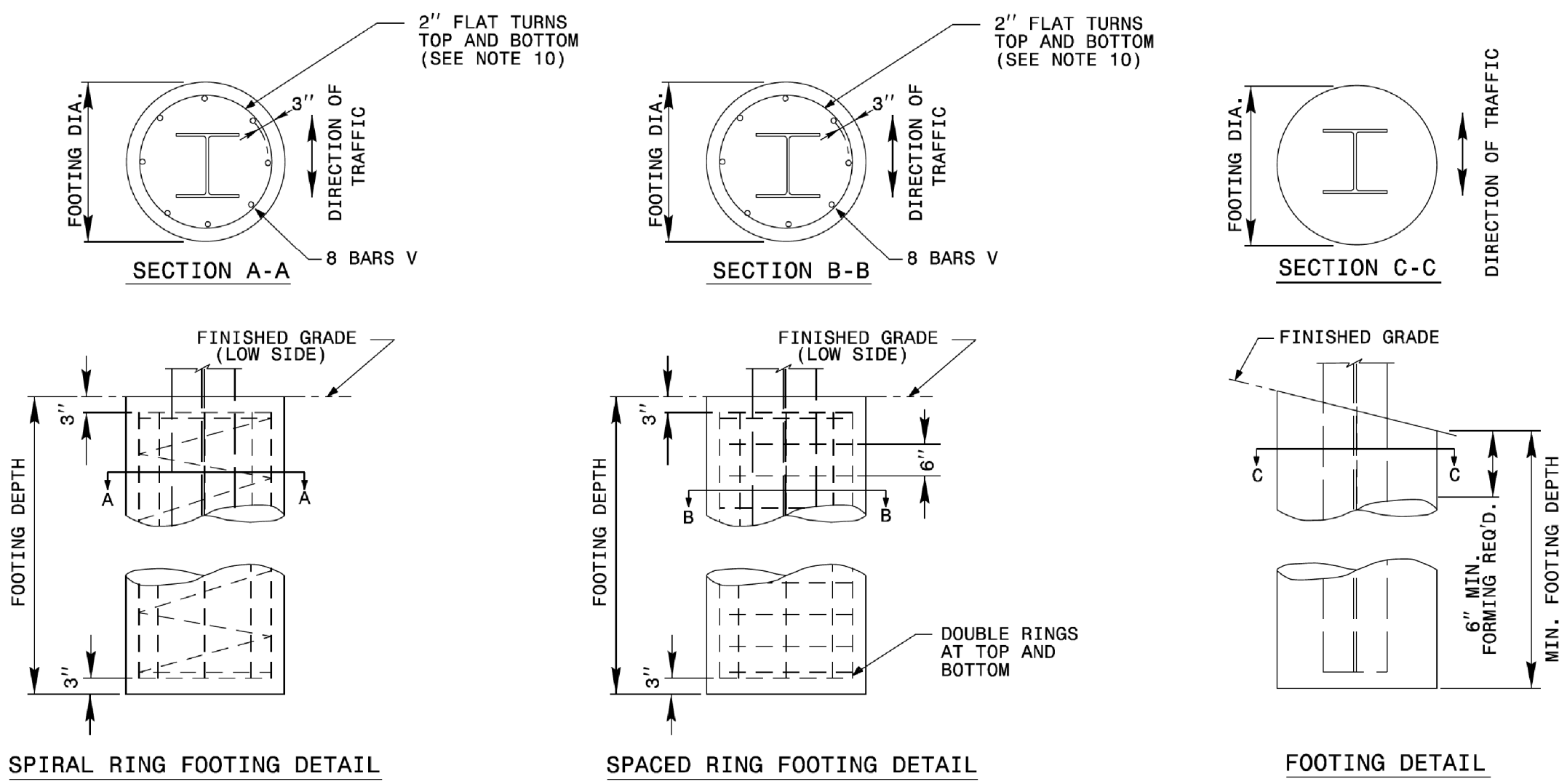


STATE OF NORTH CAROLINA
 DEPT. OF TRANSPORTATION
 DIVISION OF HIGHWAYS
 RALEIGH, N.C.

ENGLISH DETAIL DRAWING FOR
GROUND MOUNTED SIGN SUPPORTS

SHEET 2 OF 3
903D10

BEAM SHAPE	BOLT SIZE	SLIP BASE PLATE DATA								KEEPER PLATE DATA								HINGE CONNECTION DATA								BREAK AWAY SUPPORT WEIGHT CONSTANT LBS.
		A ₁	B ₁	C ₁	D ₁	E ₁	T ₁	R ₁	A ₂	B ₂	C ₂	D ₂	E ₂	R ₂	T ₂	BOLT SIZE	F	G	H	I	J	K	L	R ₃	T ₃	
SSX5.7	1/2"DIA. X 3/4"	7"	4"	1"	3/4"	2 1/2"	1"	9/32"	7"	4"	1"	3/4"	2 1/2"	9/32"	28 GAUGE	1/2"DIA. X 1 3/4"	2 1/4"	3 1/2"	4"	1 1/2"	1"	1 1/2"	2"	9/32"	3/8"	18
S4X7.7	1/2"DIA. X 3/4"	8"	4"	1"	3/4"	2 1/2"	1"	9/32"	8"	4"	1"	3/4"	2 1/2"	9/32"	28 GAUGE	1/2"DIA. X 1 3/4"	2 5/8"	3 1/2"	4"	1 1/2"	1"	1 1/2"	2"	9/32"	3/8"	20
W6X9	1/2"DIA. X 3/4"	10"	5"	1"	3/4"	3 1/2"	1"	9/32"	10"	5"	1"	3/4"	3 1/2"	9/32"	28 GAUGE	1/2"DIA. X 1 3/4"	4"	3 1/2"	4"	3/4"	1"	1 1/2"	2"	9/32"	3/8"	32
W6X12	5/8"DIA. X 4"	11"	5"	1 1/4"	7/8"	3 1/4"	1 1/4"	1 1/32"	11"	5"	1 1/4"	7/8"	3 1/4"	1 1/32"	28 GAUGE	5/8"DIA. X 2"	4"	4"	4 1/2"	3/4"	1 1/8"	5/8"	2 1/4"	1 1/32"	3/8"	39
W6X16	5/8"DIA. X 4 1/2"	12"	6"	1 1/4"	7/8"	4 1/4"	1 1/2"	1 1/32"	12"	6"	1 1/4"	7/8"	4 1/4"	1 1/32"	28 GAUGE	5/8"DIA. X 2 1/4"	4"	4"	4 1/2"	3/4"	1 1/8"	5/8"	2 1/4"	1 1/32"	1 1/2"	47
W8X18	5/8"DIA. X 4 1/2"	13 1/2"	6 1/2"	1 1/4"	7/8"	4 3/4"	1 1/2"	1 1/32"	13 1/2"	6 1/2"	1 1/4"	7/8"	4 3/4"	1 1/32"	28 GAUGE	5/8"DIA. X 2 1/4"	5 1/4"	4"	4 1/2"	1"	1 1/8"	5/8"	2 1/4"	1 1/32"	1 1/2"	70
W8X21	3/4"DIA. X 4 1/2"	14"	7"	1 1/2"	1"	5"	1 1/2"	1 1/32"	14"	7"	1 1/2"	1"	5"	1 1/32"	28 GAUGE	3/4"DIA. X 2 1/2"	5 1/4"	6"	7"	1"	1 3/4"	3/4"	3 1/2"	1 1/32"	1 1/2"	73
W10X22	3/4"DIA. X 4 1/2"	16"	8"	1 1/2"	1"	6"	1 1/2"	1 1/32"	16"	8"	1 1/2"	1"	6"	1 1/32"	28 GAUGE	3/4"DIA. X 2 1/2"	5 3/4"	6"	7"	1"	1 3/4"	3/4"	3 1/2"	1 1/32"	1 1/2"	119
W10X26	3/4"DIA. X 5 1/2"	16 1/2"	8"	1 1/2"	1"	6"	1 3/4"	1 1/32"	16 1/2"	8"	1 1/2"	1"	6"	1 1/32"	28 GAUGE	3/4"DIA. X 2 3/4"	5 3/4"	6"	7"	1"	1 3/4"	3/4"	3 1/2"	1 1/32"	5/8"	140
W12X26	3/4"DIA. X 5 1/2"	18 1/2"	9"	1 1/2"	1"	7"	1 3/4"	1 1/32"	18 1/2"	9"	1 1/2"	1"	7"	1 1/32"	28 GAUGE	3/4"DIA. X 2 3/4"	6 1/2"	6"	7"	1"	1 3/4"	3/4"	3 1/2"	1 1/32"	5/8"	176
W14X30	1"DIA. X 6"	22"	9"	2"	1 1/2"	6"	2"	1 1/32"	22"	9"	2"	1 1/2"	6"	1 1/32"	28 GAUGE	1"DIA. X 3"	6 3/4"	7"	8"	1 1/4"	2"	1"	4"	1 1/32"	5/8"	205
W16X31	1"DIA. X 6"	24"	9"	2"	1 1/2"	6"	2"	1 1/32"	24"	9"	2"	1 1/2"	6"	1 1/32"	28 GAUGE	1"DIA. X 3"	5 1/2"	7"	8"	1 1/4"	2"	1"	4"	1 1/32"	3/4"	223
W18X35	1"DIA. X 6"	25"	9"	2"	1 1/2"	6"	2"	1 1/32"	25"	9"	2"	1 1/2"	6"	1 1/32"	28 GAUGE	1"DIA. X 3"	6"	7"	8"	1 1/4"	2"	1"	4"	1 1/32"	3/4"	243
W18X40	1"DIA. X 6 1/2"	26"	9"	2"	1 1/2"	6"	2 1/4"	1 1/32"	26"	9"	2"	1 1/2"	6"	1 1/32"	28 GAUGE	1"DIA. X 3 1/2"	6"	7"	8"	1 1/4"	2"	1"	4"	1 1/32"	7/8"	278
W21X44	1"DIA. X 7"	29"	9"	2"	1 1/2"	6"	2 1/2"	1 1/32"	29"	9"	2"	1 1/2"	6"	1 1/32"	28 GAUGE	1"DIA. X 3 1/2"	6 1/2"	7"	8"	1 1/4"	2"	1"	4"	1 1/32"	7/8"	310



FOOTING DIAMETER	REINFORCEMENT	SPIRAL BAR	SPACED BAR
1'-6"	8 # 6 BARS	#3 BAR, 6" PITCH	#3 BAR, 6" SPACE
2'	8 # 7 BARS	#3 BAR, 6" PITCH	#3 BAR, 6" SPACE
2'-6"	8 # 9 BARS	#3 BAR, 6" PITCH	#3 BAR, 6" SPACE
3'	8 # 11 BARS	#3 BAR, 6" PITCH	#3 BAR, 6" SPACE
3'-6"	8 # 12 BARS	#3 BAR, 6" PITCH	#3 BAR, 6" SPACE
4'	8 # 14 BARS	#3 BAR, 6" PITCH	#3 BAR, 6" SPACE

* FOUNDATION DIMENSIONS ARE SHOWN IN PLANS

STATE OF NORTH CAROLINA
 DEPT. OF TRANSPORTATION
 DIVISION OF HIGHWAYS
 RALEIGH, N.C.


ENGLISH DETAIL DRAWING FOR
GROUND MOUNTED SIGN SUPPORTS

SHEET 2 OF 3
903D10

**REVISED SIGNING
ROADWAY STANDARD DRAWING**

10/14/2022
 User: rsmelvin

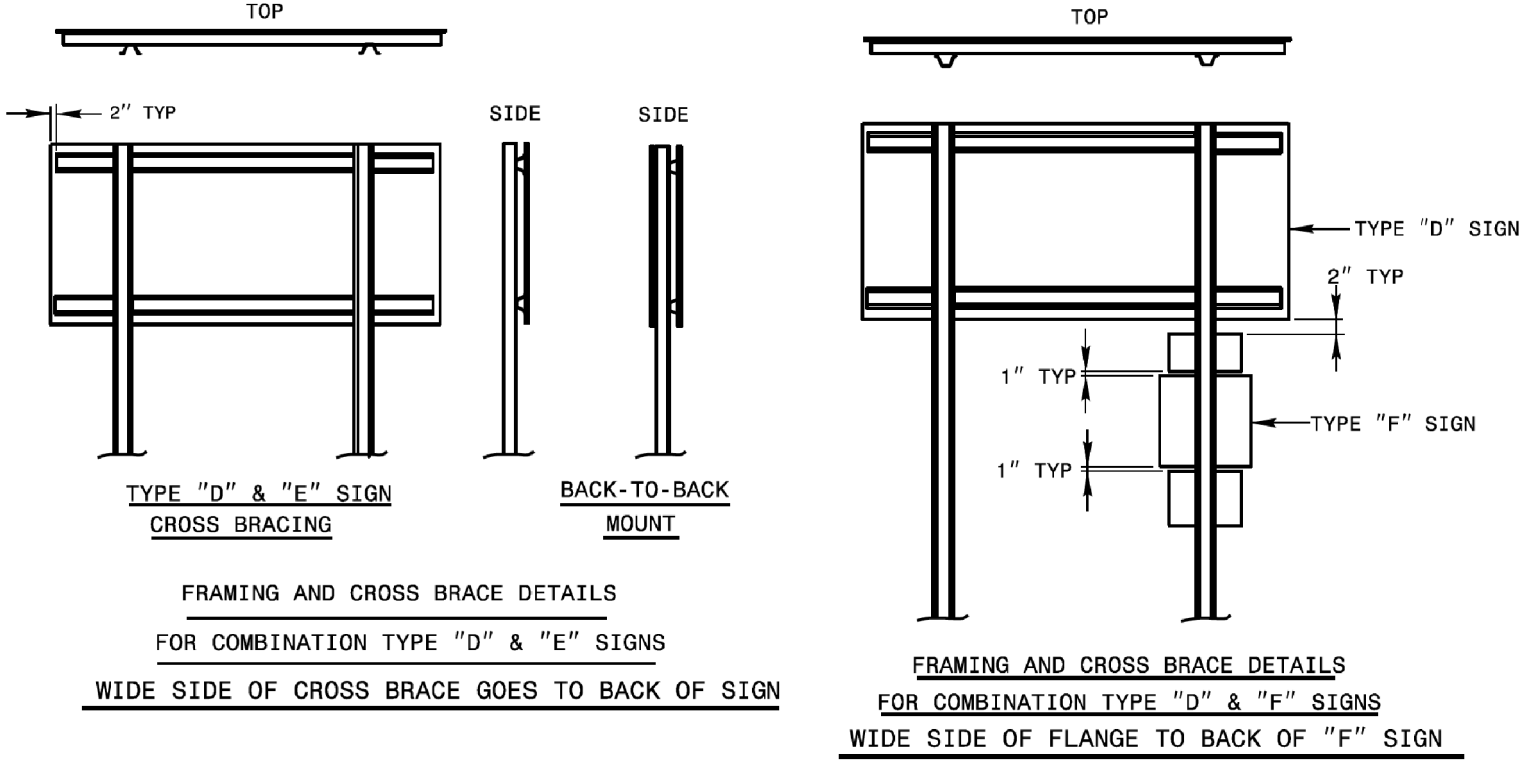
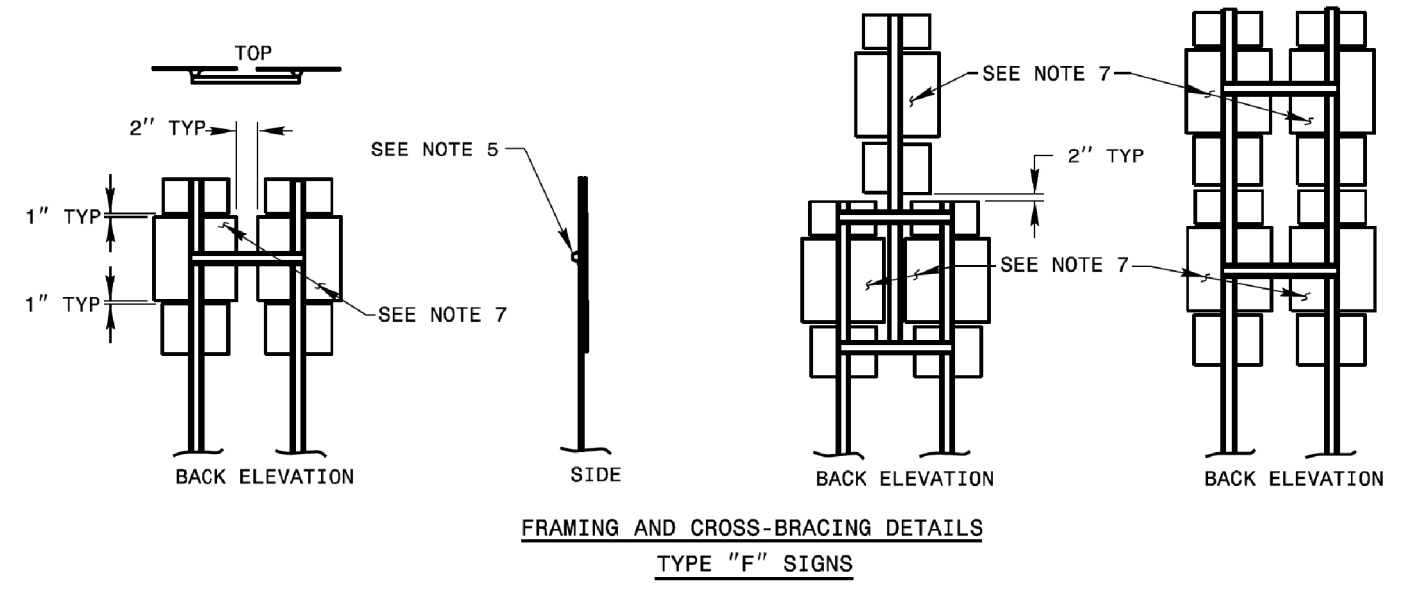
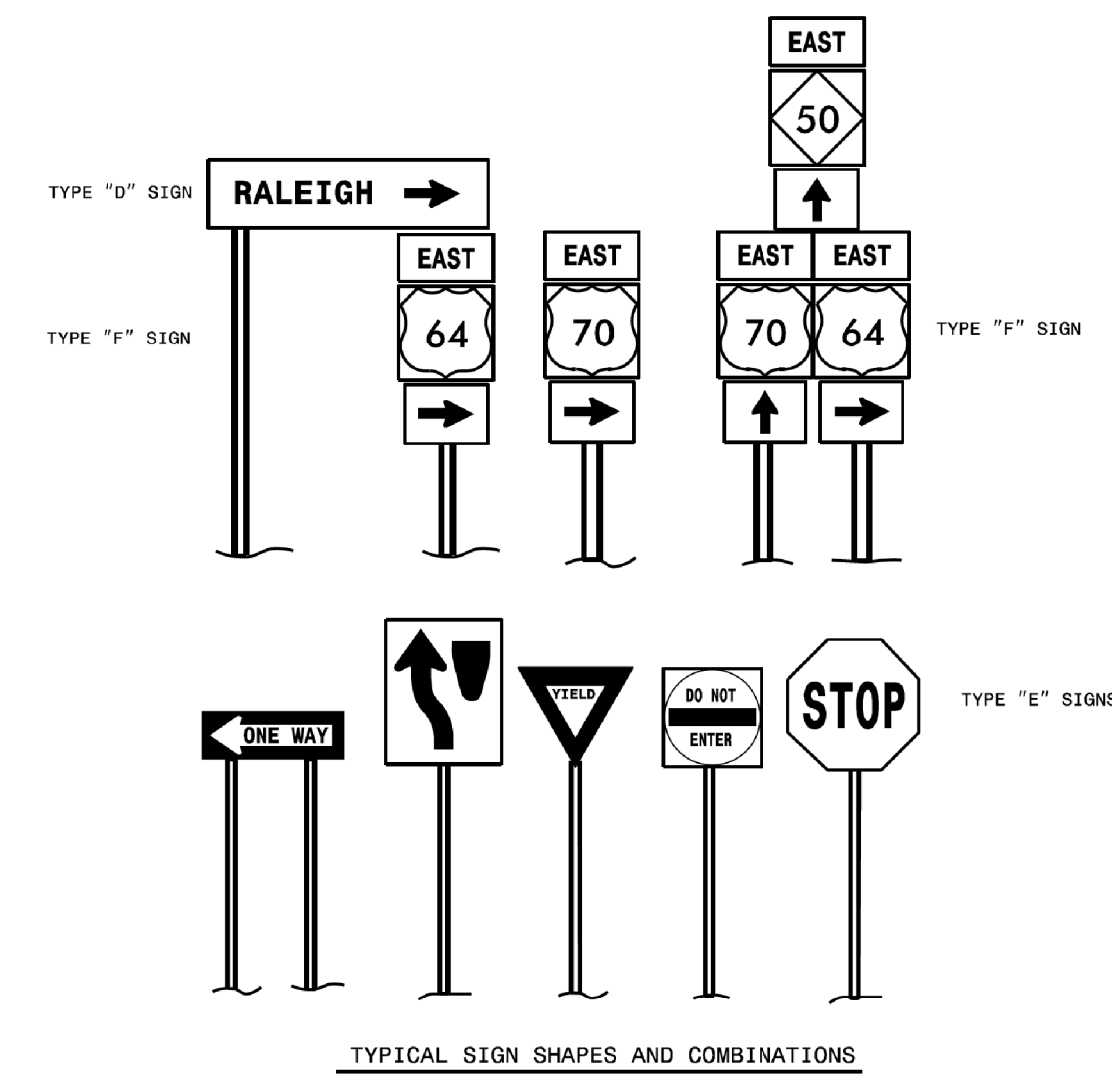
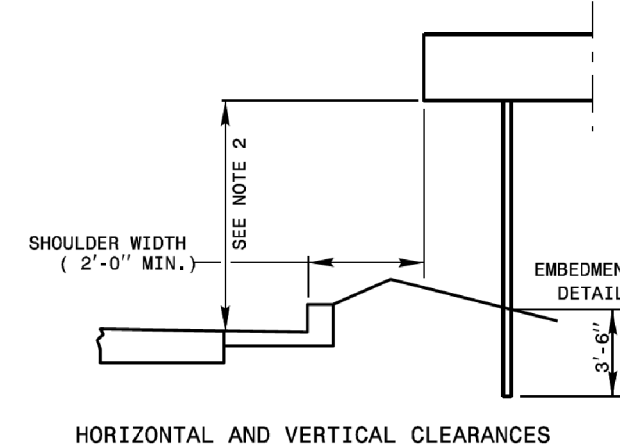
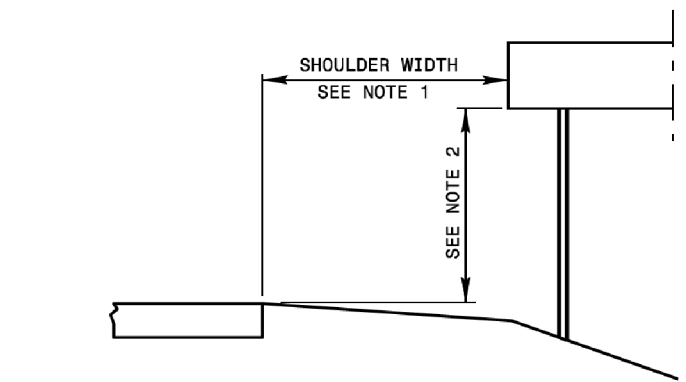
05/11/20
 S:\S&DU\Standards Group\Standards and Drawings\Drawings\2018 Standard Dwg\Division 9 Final\0903.10_sgn_sht02.dgn support_5-8-20.dgn

TIP NO.	SHEET NO.
DocuSign by:	
APPROVED: <i>Matthew V. Springer</i>	
DATE: 6/23/2021	
SEAL	
	

STATE OF
NORTH CAROLINA
DEPT. OF TRANSPORTATION
DIVISION OF HIGHWAYS
RALEIGH, N.C.

ENGLISH DETAIL DRAWING FOR
MOUNTING OF
TYPE 'D', 'E' AND 'F' SIGNS
ON 'U' CHANNEL POSTS

SHEET 1 OF 2
904D50



- NOTES:
- ERECT TYPE "D", "E", AND "F" SIGNS ON FREEWAYS WITH THE NEAR EDGE OF THE SIGN 20 FT. FROM THE TRAVEL LANE. ERECT ALL OTHER "D", "E", AND "F" SIGNS WITH THE NEAR EDGE OF THE SIGN AT THE EDGE OF THE SHOULDER BREAK (6 FT. MINIMUM CLEARANCE, 12 FT. DESIRABLE, FROM THE EDGE OF TRAVEL LANE), OR AS DIMENSIONED ON PLAN SHEETS.
 - ERECT TYPE "D", "E", AND "F" SIGNS WITH THE BOTTOM OF SIGN ASSEMBLY AT LEAST 7 FT. ABOVE THE EDGE OF THE TRAVEL LANE ON ROADS WITH 2 OR MORE LANES IN THE SAME DIRECTION AND AT LEAST 5 FT. ON OTHER ROUTES. THE VERTICAL CLEARANCE IS 7 FT. WHERE REQUIRED FOR PEDESTRIAN TRAFFIC AND/OR PARKED VEHICLES.
 - THE VERTICAL DIMENSION BETWEEN MOUNTING HOLE CENTERS ON ALL TYPES "D", "E", AND "F" SIGNS IS 30" MAXIMUM. THE VERTICAL AND HORIZONTAL DIMENSIONS BETWEEN MOUNTING HOLES IS TO THE WHOLE INCH. EACH SIGN PANEL HAS A MINIMUM OF 2 BOLTS PER SUPPORT.
 - ATTACH SIGN W/ 5/16" HEX HEAD BOLT, NYLON WASHER, SHIM, FLAT WASHER, LOCK WASHER, HEX NUT. NO BUCKLING OF THE SIGN WILL BE PERMITTED. SEE ASSEMBLY DETAIL SHEET# 2 OF 904.50.
 - FURNISH AND INSTALL CROSS-BRACING AS SHOWN IN DETAIL. PAINT ENDS OF CROSS BRACES W/ APPROVED. ZINC PAINT
 - INSTALL POST AND CROSS-BRACING WITH THE WIDE SIDE OF THE FLANGE TOWARD THE BACK OF SIGN(S) FOR COMBINATION TYPE "D" AND "F" SIGNS.
 - THE SHIELD HEIGHTS IN THESE ASSEMBLIES CAN NOT BE LARGER THAN 24".
 - IF SIGN ASSEMBLIES REQUIRE MORE THAN TWO U-CHANNEL SUPPORTS, THE SUPPORTS SHALL BE PLACED A MINIMUM OF 4 FT. BETWEEN POSTS. NO MORE THAN TWO POSTS SHALL FALL WITHIN 7 FT. PATH, OR THE SIGN ASSEMBLY MUST BE PLACED BEHIND BARRIER PROTECTION.

STATE OF
NORTH CAROLINA
DEPT. OF TRANSPORTATION
DIVISION OF HIGHWAYS
RALEIGH, N.C.




ENGLISH DETAIL DRAWING FOR
MOUNTING OF
TYPE 'D', 'E' AND 'F' SIGNS
ON 'U' CHANNEL POSTS

SHEET 1 OF 2
904D50

**REVISED SIGNING
ROADWAY STANDARD DRAWING**

10/14/2022
User: smelvin

6/18/2021
S:\S&DU\Standards Group\Standards and Drawings\Drawings\2018 Standard Dwg\0\Division 9 Final\090450_sgn_sht01_uchannel.post_6-21.dgn

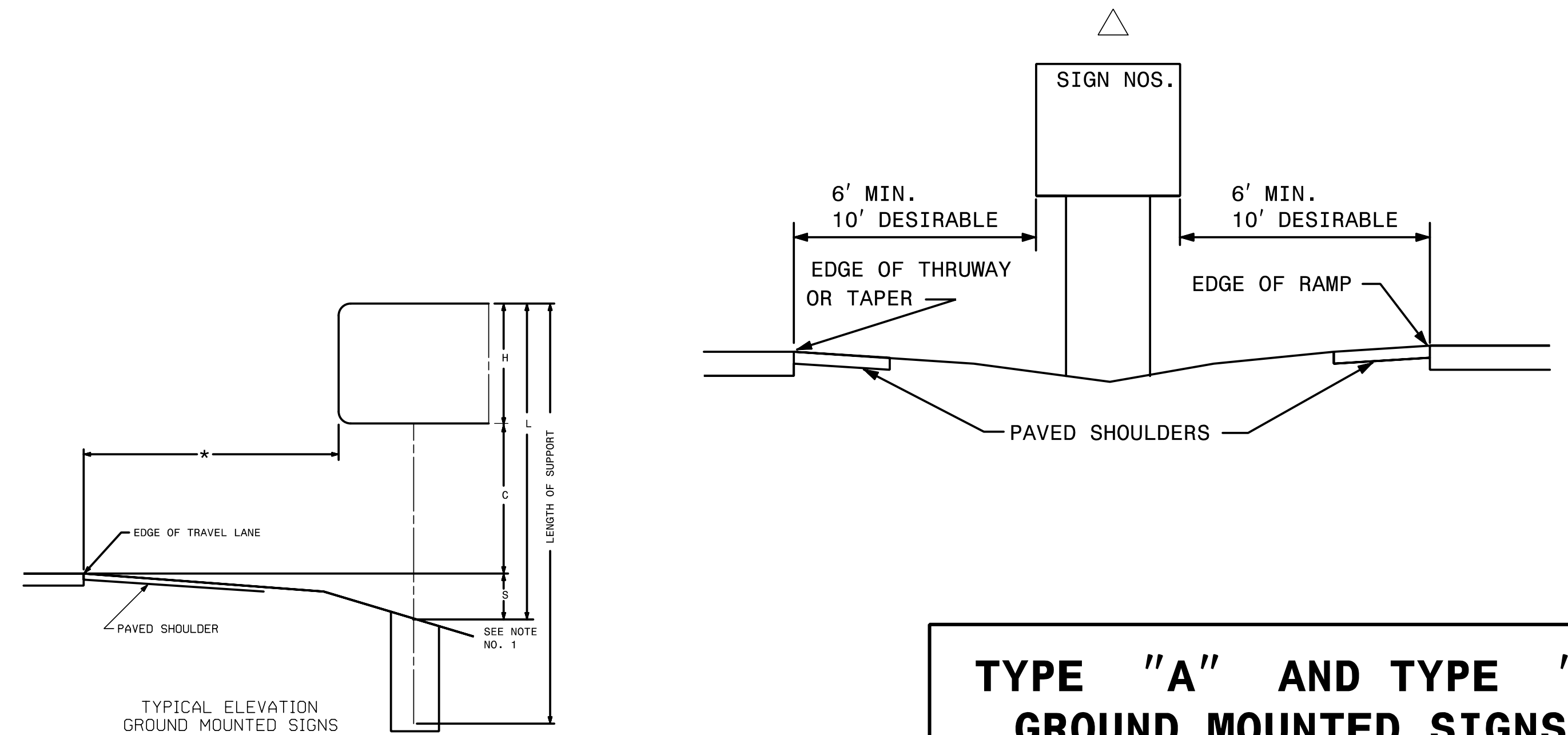
TIP NO. A-0009CC	SHEET NO. SIGN-2
Approved by:  DATE: 10/18/2022	
	
DOCUMENT NOT CONSIDERED FINAL UNLESS ALL SIGNATURES COMPLETED	
 TGS ENGINEERS 201 W. MARION ST. STE 200 SHELBY, NC 28150 PH (704) 476-0003 CORP. LICENSE NO.: C-0275	

Version: 3.1 Posted: 6/2/2017

NUMBER	SIGN TYPE	SIGN SIZE (in.)			ROADWAY STATION	NUMBER OF SUPPORTS	BEAM SECTION	SUPPORT TYPE BA or S	OMNI COUPLER	ATTACHMENT METHOD	MOUNTING METHOD	HORIZONTAL CLEARANCE* (ft.)	SUPPORT SPACING	LENGTH (ft)			LEFT SUPPORT (ft)			CENTER SUPPORT (ft)			RIGHT SUPPORT (ft)			SUPPORT WEIGHTS		FOOTINGS				FIELD VERIFIED SEE NOTE 2 (mm/dd/yy)
		SNS HT	MTG HT	EMBED-MENT										S	L	LENGTH	S	L	LENGTH	S	L	LENGTH	B/A (lbs.)	SIMPLE (lbs.)	DIAMETER (ft.)	DEPTH (ft.)	REINFORCED (c.y.)	PLAIN (c.y.)				
		"H"	"C"																													
101	B	96	x	48	467+00-L-	2	S3x5.7	BA	N/A	N/A	N/A	18.00	4.69	4.00	7.00	2.5	0.63	11.63	14.13	0.00	0.00	0.00	2.11	13.11	15.61	205.52	0	1.0	3	0.00	0.17	
901	A	72	x	84	56+00 Y2	2	W6x12	BA	N/A	N/A	18.00	3.52	9.00	7.00	3.0	6.32	22.32	25.32	0.00	0.00	0.00	4.57	20.57	23.57	664.68	0	1.5	3.5	0.46	0.00		
102	B	72	x	24																												
														TOTAL			TOTAL		TOTAL				TOTAL									
														870.20			0.00		0.46				0.17									
														USE: 871.00			0.00		1.00				1.00									


NOTES

- DIMENSION "S" REPRESENTS AN INCREASE (+), OR A DECREASE (-) IN POLE LENGTH, RELATIVE TO THE ELEVATION OF THE EDGE OF TRAVEL LANE.
- FIELD VERIFICATIONS SHALL BE REQUIRED FOR ALL SUPPORTS, SEE (*) ARTICLE 903-3. FABRICATORS SHALL BE AISC CERTIFIED IN CATEGORY 1, SEE (*) ARTICLE 1072-1. (*) = N.C.D.O.T. STANDARD SPECIFICATIONS FOR ROADS AND STRUCTURES
- PLAN LOCATIONS FOR EXISTING UTILITIES ARE BASED ON THE BEST AVAILABLE INFORMATION AND, THEREFORE MAY NOT BE PRECISELY ACCURATE. THEREFORE, IT IS INCUMBENT UPON THE CONTRACTOR TO DETERMINE THE EXACT LOCATION OF UTILITIES BEFORE BEGINNING WORK IN A LOCATION.



10/14/2022
 User: fsmelvin

DocuSigned by:
Jimmy Terry
 FDSNF3882E94D0...
 APPROVED: _____
 DATE: 10/18/2022



**DOCUMENT NOT CONSIDERED FINAL
 UNLESS ALL SIGNATURES COMPLETED**

TGS ENGINEERS
 201 W. MARION ST. STE 200
 SHELBY, NC 28150
 PH (704) 476-0003
 CORP. LICENSE NO.: C-0275

SIGN NUMBER: 101 TYPE: B QUANTITY: 1 SIGN WIDTH: 8'-0" HEIGHT: 4'-0" TOTAL AREA: 32.0 Sq.Ft. BORDER TYPE: FLUSH RECESS: 0" WIDTH: 0.75" RADII: 2.25" NO. Z BARS: 2 LENGTH: 88.0	BACKG COLOR: Green COPY COLOR: White SYMBOL X Y WID HT MAT'L: 0.125" (3.2 mm) ALUMINUM	DESIGN BY: SGM PROJECT ID: A-0009CC LOCATION: GRAHAM CO - NC 143 CHECKED BY: Mar 02, 2022 DIV: 14
--	---	--

USE NOTES: 1,2
 1. Legend and border(except those that are colored black) shall be direct applied Grade C sheeting.
 2. Background shall be Grade C reflective sheeting.

LETTER POSITIONS

Letter spacings are to start of next letter													Series/Size					
													Text Length					
6	4.7	4.6	4.6	4.6	2.2	4.3	3.1	5	2.2	2.2	1.9	3.5	47.2	D 2000 42.8				
1	0													D 2000 7.1				
82.9	2.8	4.3	6											D 2000 67.5				
6	5	4.2	4.2	2.6	4.4	4.2	4.3	1.6	3.4	4.6	4.8	4	4.7	7.1	3.9	4.5	22.5	D 2000 9.5
2	0																	D 2000 50.6
80.5	5.3	4.3	6															D 2000 59.1
6	4.9	4.1	5	4.1	3.5	6	5.1	2.2	2.2	6.8	4.4	2.3	39.4					D 2000 9.4
6	5.8	4.4	6.8	4.6	3	1.9	4.6	1	6	4.3	4.6	2.8	4	3.1	2.4	30.9		D 2000 9.4
2	6																	D 2000 9.4
80.6	5.3	4.1	6															D 2000 9.4

FILENAME: A-0009CC_Sgn_Sgn_Type_B NORTH CAROLINA D.O.T. SIGN DETAIL

SIGN NUMBER: 102 TYPE: B QUANTITY: 1 SIGN WIDTH: 6'-0" HEIGHT: 2'-0" TOTAL AREA: 12.0 Sq.Ft. BORDER TYPE: FLUSH RECESS: 0.38" WIDTH: 0.63" RADII: 1.5" NO. Z BARS: LENGTH:	BACKG COLOR: White COPY COLOR: Black SYMBOL X Y WID HT MAT'L: 0.125" (3.2 mm) ALUMINUM	DESIGN BY: SGM PROJECT ID: A-0009CC LOCATION: GRAHAM CO - NC 28 CHECKED BY: Mar 03, 2022 DIV: 14
---	---	---

USE NOTES: 1,2
 1. Legend and border(except those that are colored black) shall be direct applied Grade C sheeting.
 2. Background shall be Grade C reflective sheeting.

LETTER POSITIONS


Letter spacings are to start of next letter													Series/Size					
													Text Length					
4	5	4.1	5.2	2.6	5.1	4.1	5.2	5.1	1.5	5.2	5.9	2.2	4.5	4.2	4.1	4		D 2000 64
23.1	6	5.5	4.2	6	4.1	23.1												D 2000 25.8

FILENAME: A-0009CC_Sgn_Sgn_Type_B NORTH CAROLINA D.O.T. SIGN DETAIL

10/14/2022
 X:\NC000\A-0009\Traffic\Signing\A-0009\CC\CADD\Quantities & GK Signs\A-0009\CC_Sgn_Sgn_Type_B.dgn
 User:smelvin

TYPE "B" SIGNS

APPROVED: *Jimmy Terry*
 DATE: 10/18/2022



DOCUMENT NOT CONSIDERED FINAL
 UNLESS ALL SIGNATURES COMPLETED

TGS ENGINEERS
 201 W. MARION ST., STE 200
 SHELBY, NC 28150
 PH (704) 476-0003
 CORP. LICENSE NO.: C-0275

SIGN NUMBER: 301 TYPE: D
 QUANTITY: 1
 SIGN WIDTH: 6'-6" HEIGHT: 3'-6"
 TOTAL AREA: 22.8 Sq.Ft.
 BORDER TYPE: FLUSH RECESS: 0.625" WIDTH: 0.875" RADII: 2.25"
 NO. Z BARS: LENGTH:

BACKG COLOR: Yellow COPY COLOR: Black
 MAT'L: 0.125" (3.2 mm) ALUMINUM

DESIGN BY: SGM CHECKED BY: Mar 02, 2022
 PROJECT ID: A-0009CC LOCATION: GRAHAM CO - NC 28 DIV: 14

USE NOTES: 1,2
 1. Legend and border(except those that are colored black) shall be direct applied Grade C sheeting.
 2. Background shall be Grade C reflective sheeting.

Spacing Factor is 1 unless specified otherwise

LETTER POSITIONS

Letter spacings are to start of next letter

Letter	T	R	U	C	K	A	D	V	I	S	O	R	Y	Series/Size				
10.1	3.9	4.3	4.5	4.5	3.5	5	5	4	4.5	1.7	4.2	4.6	3.8	4.3	10.1	D 2000		
7.6	4.6	3.4	5	3.8	3.5	5	2.4	4.1	5	4.5	3.8	5	4.5	3.1	7.6	D 2000		
7.1	2.4	4	2.4	4.4	3.5	5	5.1	4.1	3.4	5	4.5	4.6	3.8	4.5	3.6	3.4	7.1	D 2000
13.4	4.6	3.6	3.8	3.1	5	4.9	3.4	5	5.1	2	3.9	3.6	3.4	13.4		D 2000		

FILENAME: A-0009cc_Sgn_Sgn_Type_D NORTH CAROLINA D.O.T. SIGN DETAIL

SIGN NUMBER: 302 TYPE: D
 QUANTITY: 1
 SIGN WIDTH: 6'-0" HEIGHT: 2'-6"
 TOTAL AREA: 15.0 Sq.Ft.
 BORDER TYPE: FLUSH RECESS: 0" WIDTH: 0.75" RADII: 2.25"
 NO. Z BARS: LENGTH:

BACKG COLOR: Green COPY COLOR: White
 MAT'L: 0.125" (3.2 mm) ALUMINUM

DESIGN BY: SGM CHECKED BY: Jan 24, 2022
 PROJECT ID: A-0009CC LOCATION: GRAHAM CO - NC 143 DIV: 14

USE NOTES: 1,2
 1. Legend and border(except those that are colored black) shall be direct applied Grade C sheeting.
 2. Background shall be Grade C reflective sheeting.

Spacing Factor is 1 unless specified otherwise

LETTER POSITIONS

Letter spacings are to start of next letter

Letter	F	o	n	t	a	n	a	Series/Size					
21.6	4.3	4.6	4.1	2.8	4.6	4.4	3.4	22.3	D 2000				
6.6	5	2.5	4.9	3.4	4.6	3.5	6	5.3	1.6	2.6	4.5	21.6	D 2000

FILENAME: A-0009cc_Sgn_Sgn_Type_D NORTH CAROLINA D.O.T. SIGN DETAIL

SIGN NUMBER: 303 TYPE: D
 QUANTITY: 1
 SIGN WIDTH: 6'-0" HEIGHT: 2'-6"
 TOTAL AREA: 15.4 Sq.Ft.
 BORDER TYPE: FLUSH RECESS: 0" WIDTH: 0.75" RADII: 2.25"
 NO. Z BARS: LENGTH:

BACKG COLOR: Green COPY COLOR: White
 MAT'L: 0.125" (3.2 mm) ALUMINUM

DESIGN BY: SGM CHECKED BY: Feb 01, 2022
 PROJECT ID: A-0009CC LOCATION: GRAHAM CO - NC 28 DIV: 14

USE NOTES: 1,2
 1. Legend and border(except those that are colored black) shall be direct applied Grade C sheeting.
 2. Background shall be Grade C reflective sheeting.

Spacing Factor is 1 unless specified otherwise

LETTER POSITIONS

Letter spacings are to start of next letter

Letter	B	r	y	s	o	n	C	i	t	y	Series/Size			
21.6	5	2.5	4.9	3.4	4.6	3.5	6	5.3	1.6	2.6	4.5	6.5	D 2000	
6.6	4.7	4.6	4.6	4.6	2.2	4.3	3.1	5	2.2	2.2	1.9	3.5	22.6	D 2000

FILENAME: A-0009cc_Sgn_Sgn_Type_D NORTH CAROLINA D.O.T. SIGN DETAIL

SIGN NUMBER: 304 TYPE: D
 QUANTITY: 1
 SIGN WIDTH: 6'-6" HEIGHT: 3'-6"
 TOTAL AREA: 22.8 Sq.Ft.
 BORDER TYPE: FLUSH RECESS: 0" WIDTH: 0.75" RADII: 3"
 NO. Z BARS: LENGTH:

BACKG COLOR: Green COPY COLOR: White
 MAT'L: 0.125" (3.2 mm) ALUMINUM

DESIGN BY: SGM CHECKED BY: Mar 02, 2022
 PROJECT ID: A-0009CC LOCATION: GRAHAM CO - NC 28 DIV: 14

USE NOTES: 1,2
 1. Legend and border(except those that are colored black) shall be direct applied Grade C sheeting.
 2. Background shall be Grade C reflective sheeting.

Spacing Factor is 1 unless specified otherwise

LETTER POSITIONS




Letter spacings are to start of next letter

Letter	C	h	e	r	o	h	a	l	a	Series/Size				
6	5.3	4.4	4.4	2.8	4.6	4.4	4.6	1.9	3.4	36.3	D 2000			
6	5	4.1	4.7	7.2	4.1	4.5	42.4				D 2000			
6	4.9	4.1	5	4.1	3.5	6	5.1	2.2	2.2	6.8	4.4	2.3	21.4	D 2000
6	5.8	4.4	5.9	6	4.3	4.6	2.8	4	3.1	2.4	28.8			D 2000


FILENAME: A-0009cc_Sgn_Sgn_Type_D NORTH CAROLINA D.O.T. SIGN DETAIL

10/14/2022
 X:\nc001\A-0009\Traffic\Signing\A-0009\CC\CADD\Quantities & GM_Signs\A-0009CC_Sgn_Sgn_Type_D.dgn
 User: smelvin

TYPE "D" SIGNS

TIP NO. A-0009CC	SHEET NO. SIGN-3C
APPROVED:  F039F3882E94D0	
DATE: 10/18/2022	
	
DOCUMENT NOT CONSIDERED FINAL UNLESS ALL SIGNATURES COMPLETED	
 TGS ENGINEERS 201 W. MARION ST., STE 200 SHELBY, NC 28150 PH (704) 476-0003 CORP. LICENSE NO.: C-0275	

SIGN NUMBER: 305 TYPE: D QUANTITY: 1 SIGN WIDTH: 6'-6" HEIGHT: 3'-6" TOTAL AREA: 22.9 Sq.Ft. BORDER TYPE: FLUSH RECESS: 0" WIDTH: 0.75" RADII: 3" NO. Z BARS: LENGTH:	BACKG COLOR: Green COPY COLOR: White <table border="1"> <tr> <th>SYMBOL</th> <th>X</th> <th>Y</th> <th>WID</th> <th>HT</th> </tr> <tr> <td>AR_Type D</td> <td>6</td> <td>27.3</td> <td>6</td> <td>9</td> </tr> <tr> <td>AR_Type D</td> <td>6</td> <td>8.8</td> <td>6</td> <td>9</td> </tr> </table> MAT'L: 0.125" (3.2 mm) ALUMINUM	SYMBOL	X	Y	WID	HT	AR_Type D	6	27.3	6	9	AR_Type D	6	8.8	6	9	DESIGN BY: SGM PROJECT ID: A-0009CC CHECKED BY: LOCATION: GRAHAM CO - NC 28 Mar 02, 2022 DIV: 14
SYMBOL	X	Y	WID	HT													
AR_Type D	6	27.3	6	9													
AR_Type D	6	8.8	6	9													



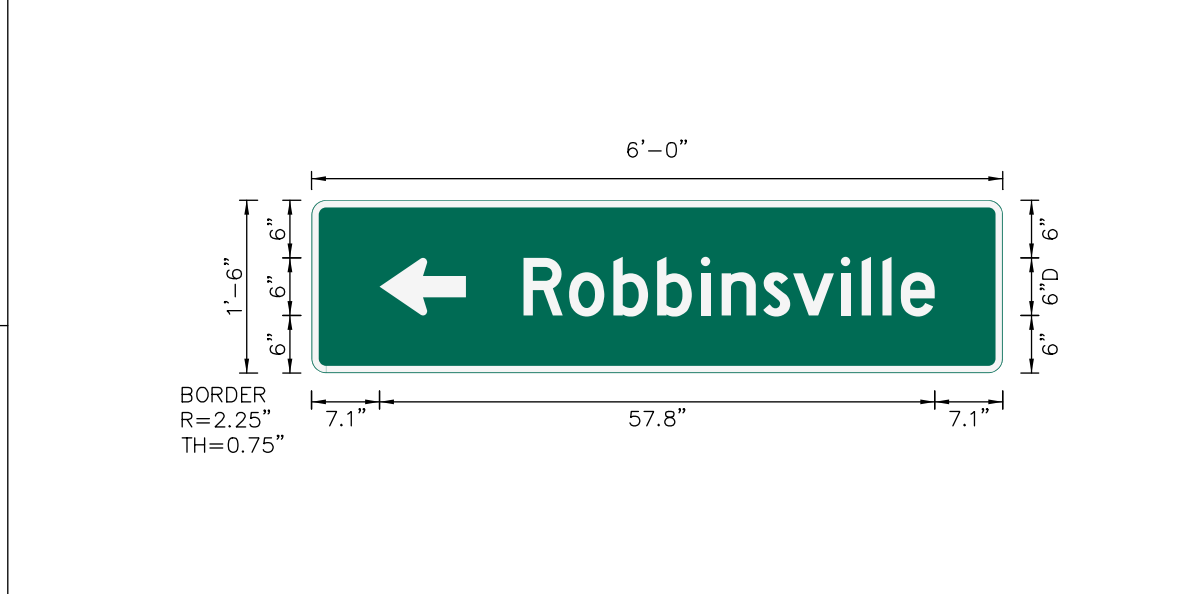
Spacing Factor is 1 unless specified otherwise

LETTER POSITIONS

Letter spacings are to start of next letter											Series/Size Text Length	
	C	h	e	r	o	h	a	l	a			D 2000
21.4	5.3	4.4	4.4	2.8	4.6	4.4	4.6	1.9	3.4	20.9		35.7
	S	k	y	w	a	y						D 2000
21.4	5	4.1	4.7	7.2	4.1	4.5	27					29.6
	J	o	y	c	e	K	i	l	m	e	r	D 2000
21.4	4.9	4.1	5	4.1	3.5	6	5.1	2.2	2.2	6.8	4.4	50.6
	M	e	m	F	o	r	e	s	t			D 2000
21.4	5.8	4.4	5.9	6	4.3	4.6	2.8	4	3.1	2.4	13.4	43.2

NORTH CAROLINA D.O.T. SIGN DETAIL

SIGN NUMBER: 306 TYPE: D QUANTITY: 1 SIGN WIDTH: 6'-0" HEIGHT: 1'-6" TOTAL AREA: 9.4 Sq.Ft. BORDER TYPE: FLUSH RECESS: 0" WIDTH: 0.75" RADII: 2.25" NO. Z BARS: LENGTH:	BACKG COLOR: Green COPY COLOR: White <table border="1"> <tr> <th>SYMBOL</th> <th>X</th> <th>Y</th> <th>WID</th> <th>HT</th> </tr> <tr> <td>AR_Type D</td> <td>7.1</td> <td>6</td> <td>6</td> <td>9</td> </tr> </table> MAT'L: 0.125" (3.2 mm) ALUMINUM	SYMBOL	X	Y	WID	HT	AR_Type D	7.1	6	6	9	DESIGN BY: SGM PROJECT ID: A-0009CC CHECKED BY: LOCATION: GRAHAM CO - NC 28 Mar 02, 2022 DIV: 14
SYMBOL	X	Y	WID	HT								
AR_Type D	7.1	6	6	9								



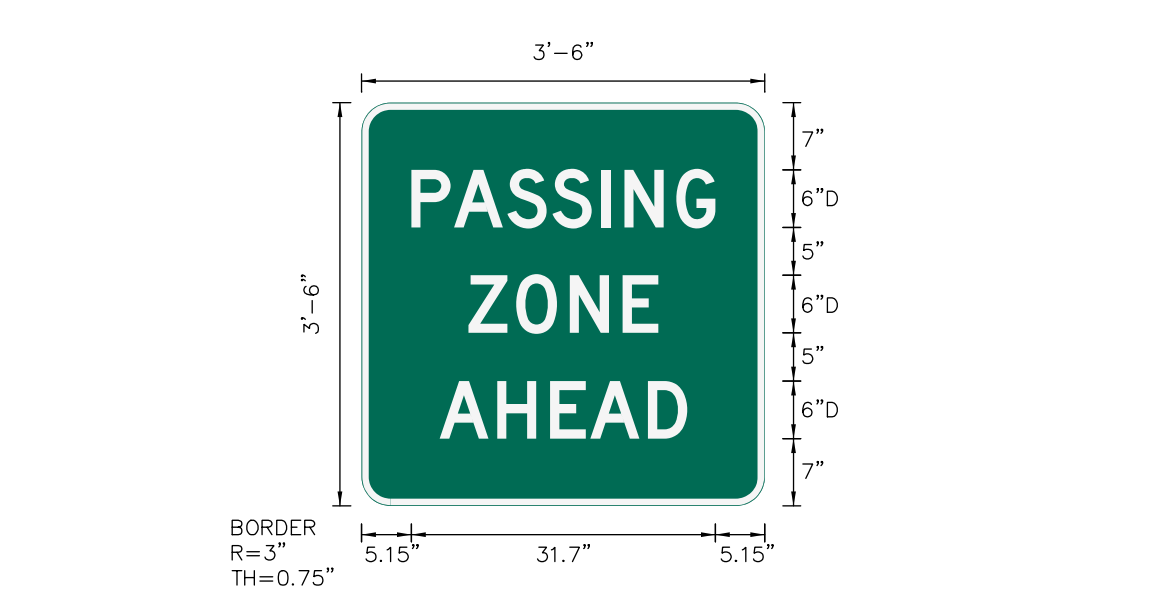
Spacing Factor is 1 unless specified otherwise

LETTER POSITIONS

Letter spacings are to start of next letter											Series/Size Text Length		
	R	o	b	b	i	n	s	v	i	l	l	e	D 2000
22.1	4.7	4.6	4.6	4.6	2.2	4.3	3.1	5	2.2	2.2	1.9	3.5	42.8

NORTH CAROLINA D.O.T. SIGN DETAIL

SIGN NUMBER: 312 TYPE: D QUANTITY: 1 SIGN WIDTH: 3'-6" HEIGHT: 3'-6" TOTAL AREA: 12.3 Sq.Ft. BORDER TYPE: FLUSH RECESS: 0" WIDTH: 0.75" RADII: 3" NO. Z BARS: LENGTH:	BACKG COLOR: Green COPY COLOR: White <table border="1"> <tr> <th>SYMBOL</th> <th>X</th> <th>Y</th> <th>WID</th> <th>HT</th> </tr> </table> MAT'L: 0.125" (3.2 mm) ALUMINUM	SYMBOL	X	Y	WID	HT	DESIGN BY: SGM PROJECT ID: A-0009CC CHECKED BY: LOCATION: GRAHAM CO - NC 28 Feb 01, 2022 DIV: 14
SYMBOL	X	Y	WID	HT			



Spacing Factor is 1 unless specified otherwise

LETTER POSITIONS

Letter spacings are to start of next letter											Series/Size Text Length	
	P	A	S	S	I	N	G					D 2000
5.2	4.4	5.6	4.7	5.1	2.4	5.4	4.1	5.1				31.7
	Z	O	N	E								D 2000
11.1	5	5.6	5.5	3.7	11.1							19.8
	A	H	E	A	D							D 2000
8.1	6	5.5	4.2	6	4.1	8.1						25.8

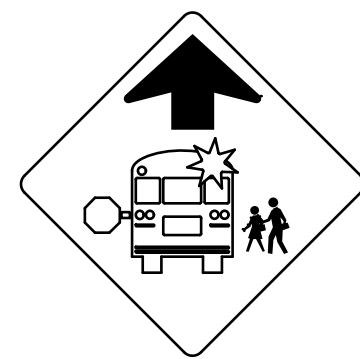
NORTH CAROLINA D.O.T. SIGN DETAIL

10/14/2022
 X:\NC001\A-0009\Traffic\Signing\A-0009CC\CADD\Quantities & GM_Signs\A-0009CC_Sgn_Sgn_Type_D.dgn
 User:smelvrn

TYPE "D" SIGNS

TIP NO. A-0009CC	SHEET NO. SIGN-4A
APPROVED:  FD39F3882E84D0	
DATE: 10/18/2022	
SEAL 	
DOCUMENT NOT CONSIDERED FINAL UNLESS ALL SIGNATURES COMPLETED	
TCS ENGINEERS 201 W. MARION ST. STE 200 SHELBY, NC 28150 PH (704) 476-0003 CORP. LICENSE NO.: C-0275	


401 QUANTITY REQ'D 2



36 X 36
S3-1

YELLOW/GREEN REFLECTIVE SHEETING
ONE "U" POST PER SIGN


402 QUANTITY REQ'D 1



36 X 36
W1-5R

ONE "U" POST PER SIGN

403 QUANTITY REQ'D 3




18 X 18
W13-1P

MOUNT BELOW SIGN 402
IN 1 INSTALLATION

MOUNT BELOW SIGN 408
IN 1 INSTALLATION

MOUNT BELOW SIGN 409
IN 1 INSTALLATION


404 QUANTITY REQ'D 2



36 X 36
W1-4L

ONE "U" POST PER SIGN


405 QUANTITY REQ'D 2



18 X 18
W13-1P

MOUNT BELOW SIGN 404
IN INSTALLATIONS


406 QUANTITY REQ'D 3



30 X 30
W7-1a

ONE "U" POST PER SIGN


407 QUANTITY REQ'D 2



24 X 18
W7-3aP

MOUNT BELOW SIGN 406
IN INSTALLATIONS


408 QUANTITY REQ'D 1



36 X 36
W1-2R

ONE "U" POST PER SIGN


409 QUANTITY REQ'D 1



36 X 36
W1-2L

ONE "U" POST PER SIGN


410 QUANTITY REQ'D 2



30 X 30
W3-1

ONE "U" POST PER SIGN


411 QUANTITY REQ'D 1



30 X 36
R2-1

ONE "U" POST PER SIGN


412 QUANTITY REQ'D 4



18 X 24
W1-8r

ONE "U" POST PER SIGN

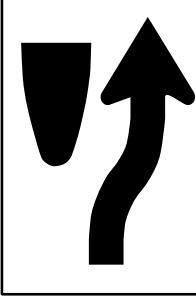
413 QUANTITY REQ'D 1



30 X 30
R1-1

ONE "U" POST PER SIGN

414 QUANTITY REQ'D 2




24 X 30
R4-7

ONE "U" POST PER SIGN

MOUNT ON BACK OF SIGN 413
IN 1 INSTALLATION

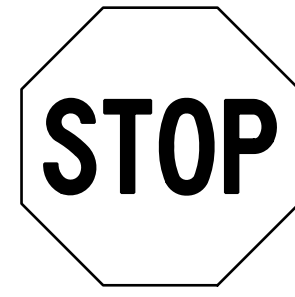
415 QUANTITY REQ'D 1



30 X 36
D4-2

ONE "U" POST PER SIGN


416 QUANTITY REQ'D 3



36 X 36
R1-1

ONE "U" POST PER SIGN


417 QUANTITY REQ'D 2



30 X 36
R2-1

ONE "U" POST PER SIGN


418 QUANTITY REQ'D 1



24 X 18
W7-3aP

MOUNT BELOW SIGN 406
IN 1 INSTALLATION


419 QUANTITY REQ'D 2



36 X 36
R3-7

ONE "U" POST PER SIGN


420 QUANTITY REQ'D 2



36 X 36
W3-5

ONE "U" POST PER SIGN


421 QUANTITY REQ'D 1



30 X 36
D4-2

ONE "U" POST PER SIGN


422 QUANTITY REQ'D 2



30 X 30
W42-7

ONE "U" POST PER SIGN

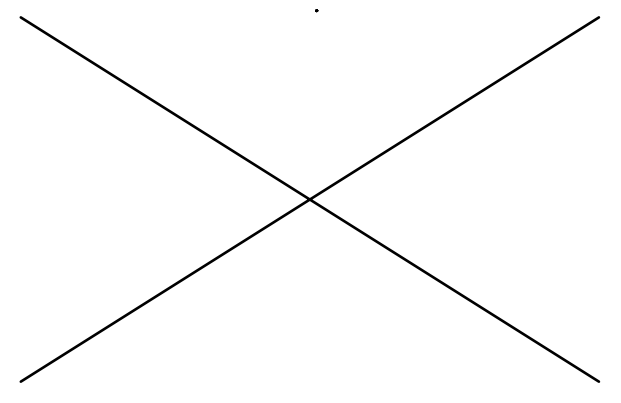
423 QUANTITY REQ'D 1




30 X 30
W14-2

ONE "U" POST PER SIGN

424 NUMBER NOT USED



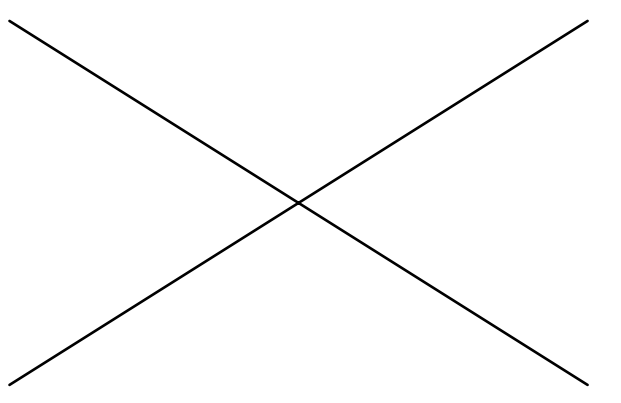
425 QUANTITY REQ'D 1




24 X 30
R4-3

ONE "U" POST PER SIGN

426 427 428 429 430
NUMBERS NOT USED



431 QUANTITY REQ'D 1



36 X 36
SEE SHEET
SIGN-4B
FOR LAYOUT

ONE "U" POST PER SIGN

10/14/2022 10:41:11 AM User: fshmelvin

TYPE "E" SIGNS

501

24 X 12 M3-4
24 X 24 M1-5

ONE "U" POST PER ASSEMBLY

502

24 X 12 M3-1
24 X 24 M1-5
21 X 15 M6-1

MOUNT BELOW SIGN 302

503 508

21 X 15 M2-1
24 X 24 M1-5

ONE "U" POST PER ASSEMBLY

504

24 X 12 M3-1
24 X 24 M1-5

ONE "U" POST PER ASSEMBLY

505

24 X 12 M3-3
24 X 24 M1-5
21 X 15 M6-3

TWO "U" POSTS PER ASSEMBLY

TIP NO. A-0009CC	SHEET NO. SIGN-4C
APPROVED: <i>Jimmy Terry</i> 10/18/2022	
SEAL	
DOCUMENT NOT CONSIDERED FINAL UNLESS ALL SIGNATURES COMPLETED	

506

24 X 12 M3-4
24 X 24 M1-5
21 X 15 M6-1

TWO "U" POSTS PER ASSEMBLY

507

24 X 12 M3-3
24 X 24 M1-5

ONE "U" POST PER ASSEMBLY

508

509

510

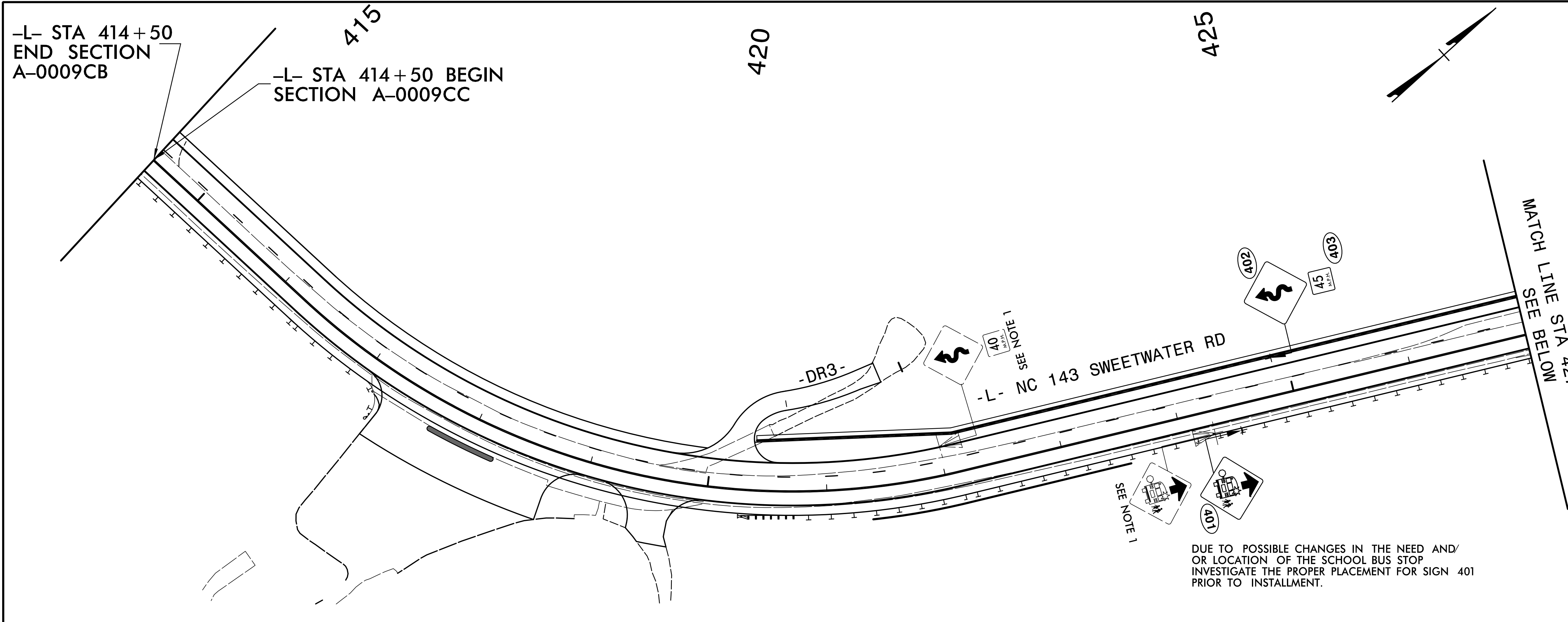
511

512

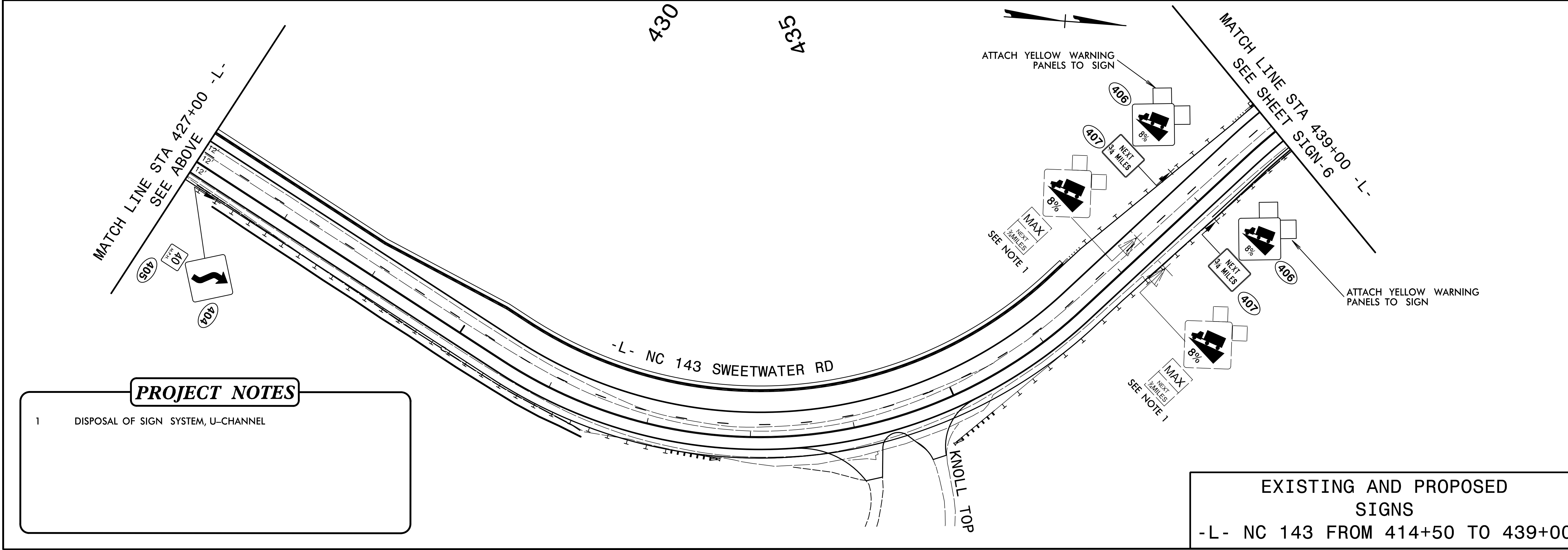
513

10/14/2022 10:51:11 AM User: jsmelvin

TYPE "F" SIGNS



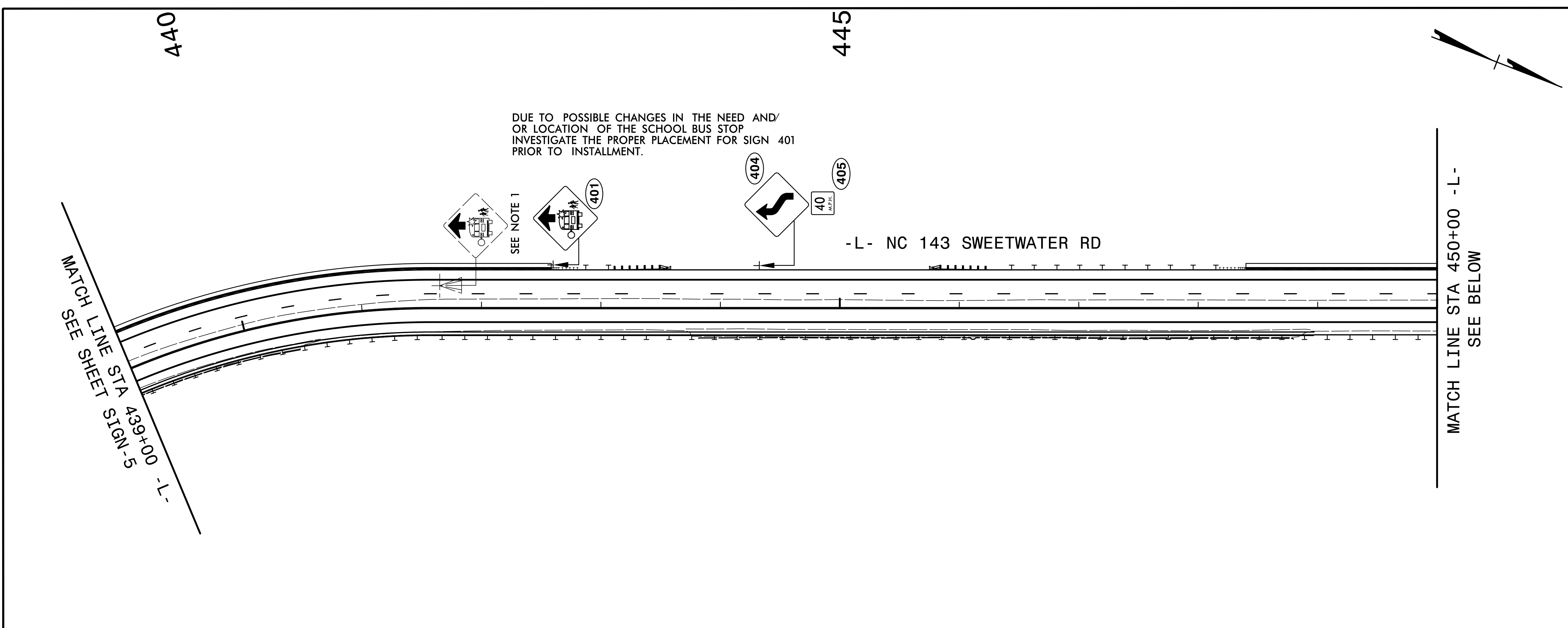
TIP NO. A-0009CC	SHEET NO. SIGN-5
APPROVED: <i>Jimmy Terry</i> DocuSigned by: Jimmy Terry F039F5882E9400	
DATE: 10/18/2022	
SEAL	
DOCUMENT NOT CONSIDERED FINAL UNLESS ALL SIGNATURES COMPLETED	
TGS ENGINEERS 201 W. MARION ST., STE 200 SHELBY, NC 28150 PH (704) 476-0003 CORP. LICENSE NO.: C-0275	



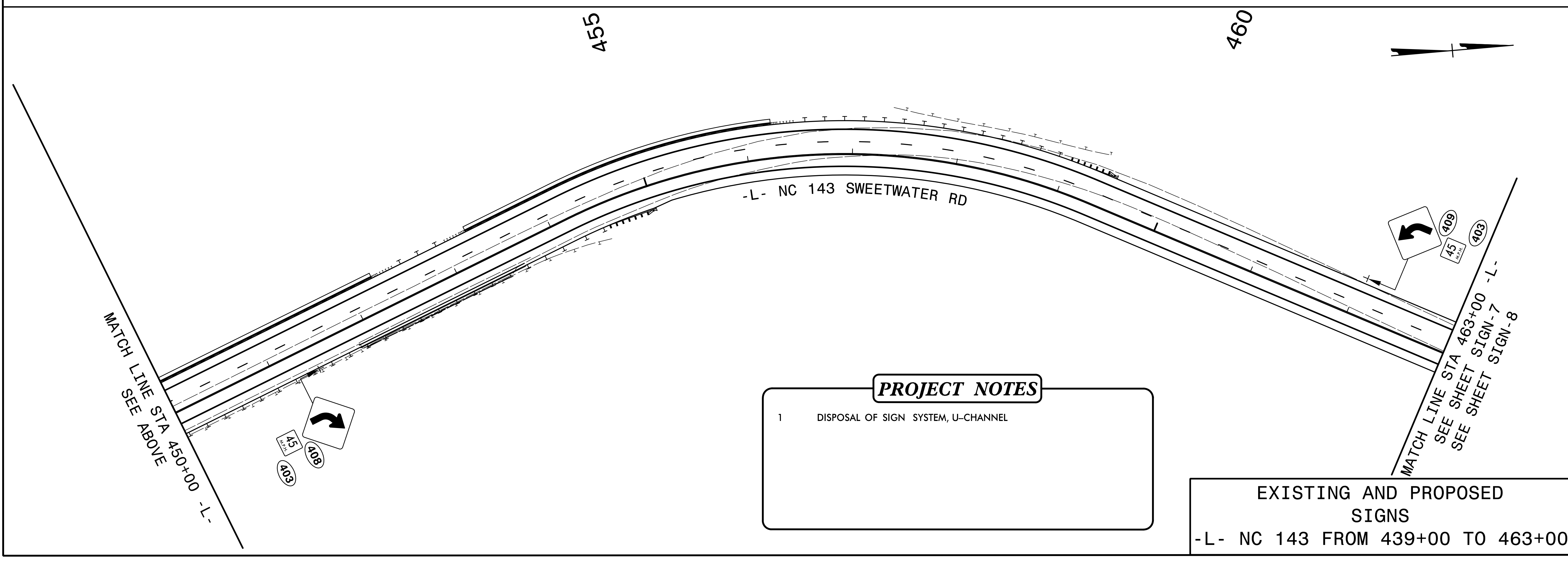
PROJECT NOTES

1 DISPOSAL OF SIGN SYSTEM, U-CHANNEL

EXISTING AND PROPOSED
SIGNS
-L- NC 143 FROM 414+50 TO 439+00






TIP NO. A-0009CC	SHEET NO. SIGN-6
APPROVED: <i>Jimmy Terry</i> <small>DocuSigned by: Jimmy Terry FD39F5882E34D0...</small>	
DATE: 10/18/2022	
SEAL 	
DOCUMENT NOT CONSIDERED FINAL UNLESS ALL SIGNATURES COMPLETED	
 TGS ENGINEERS 201 W. MARION ST., STE 200 SHELBY, NC 28150 PH (704) 476-0003 CORP. LICENSE NO.: C-0275	

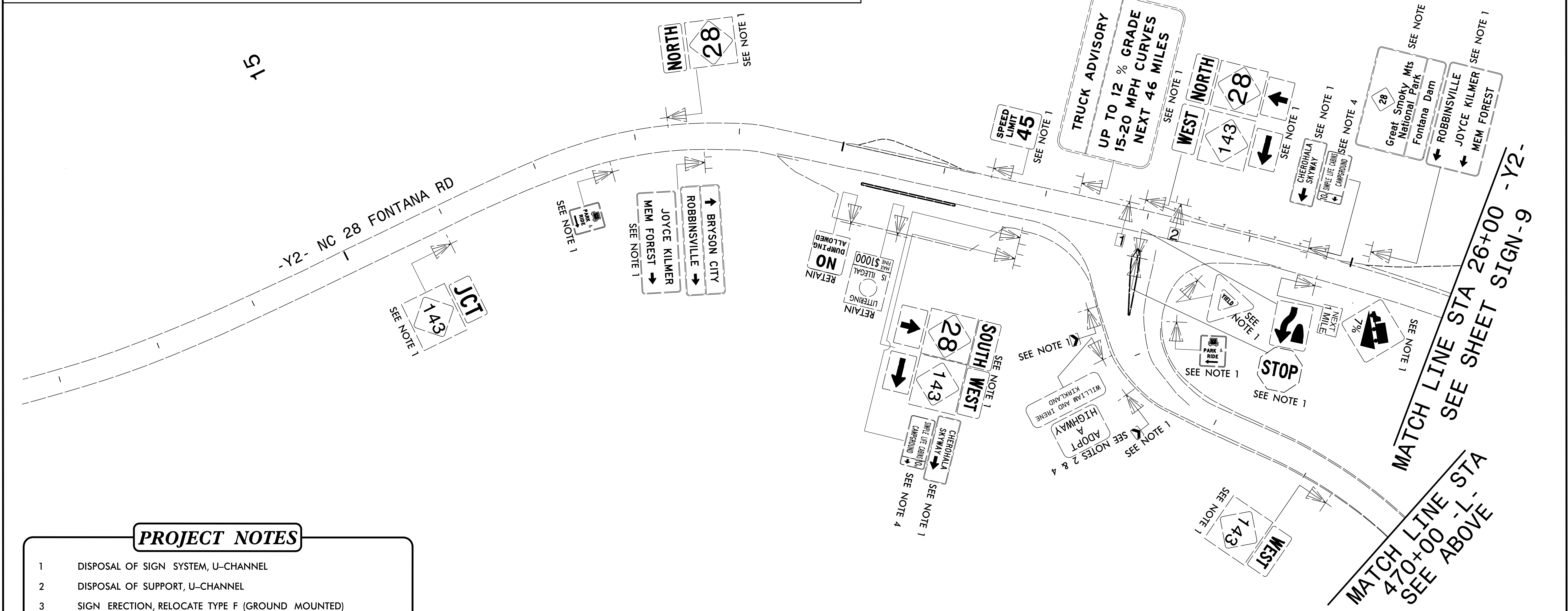
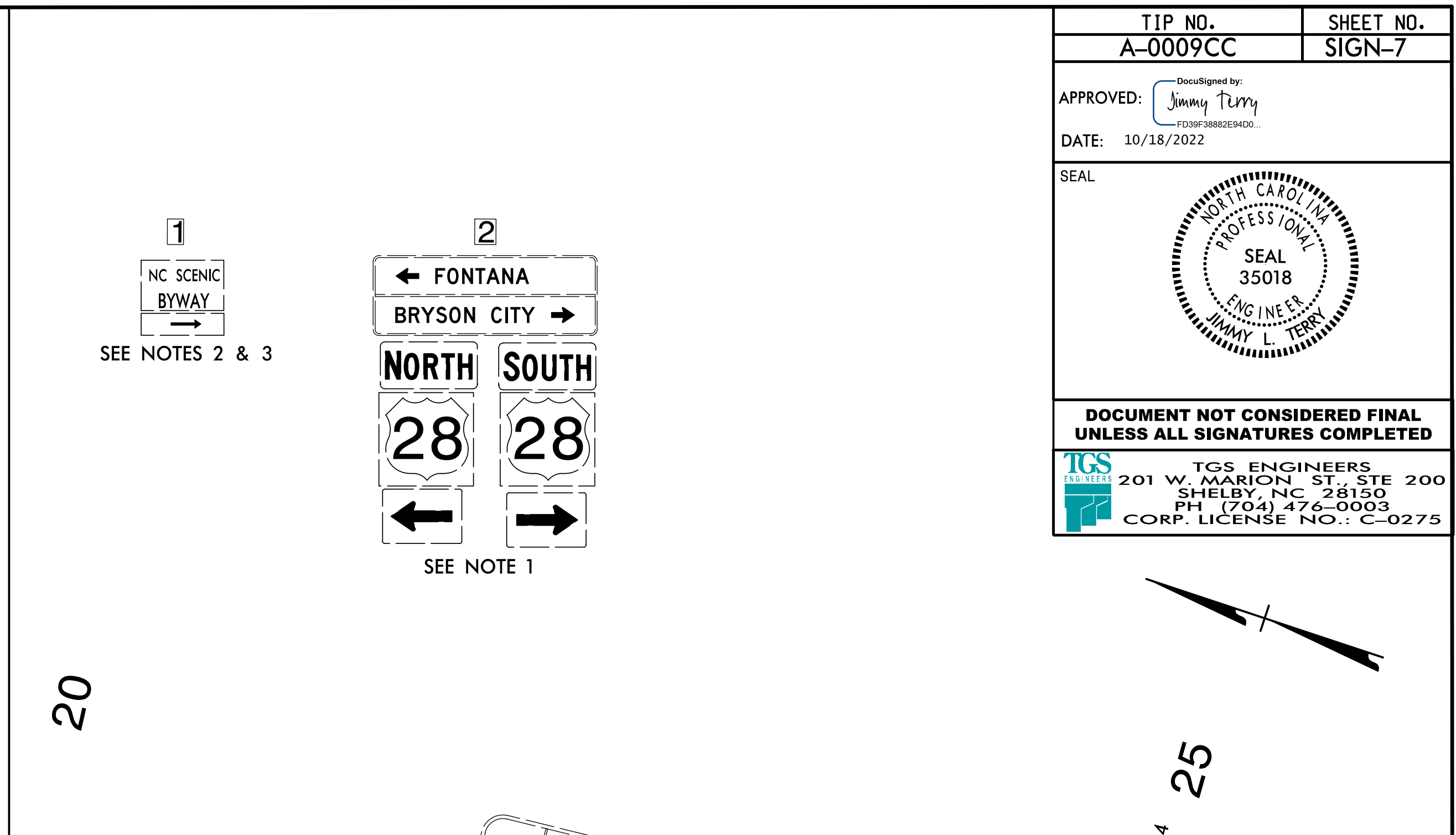
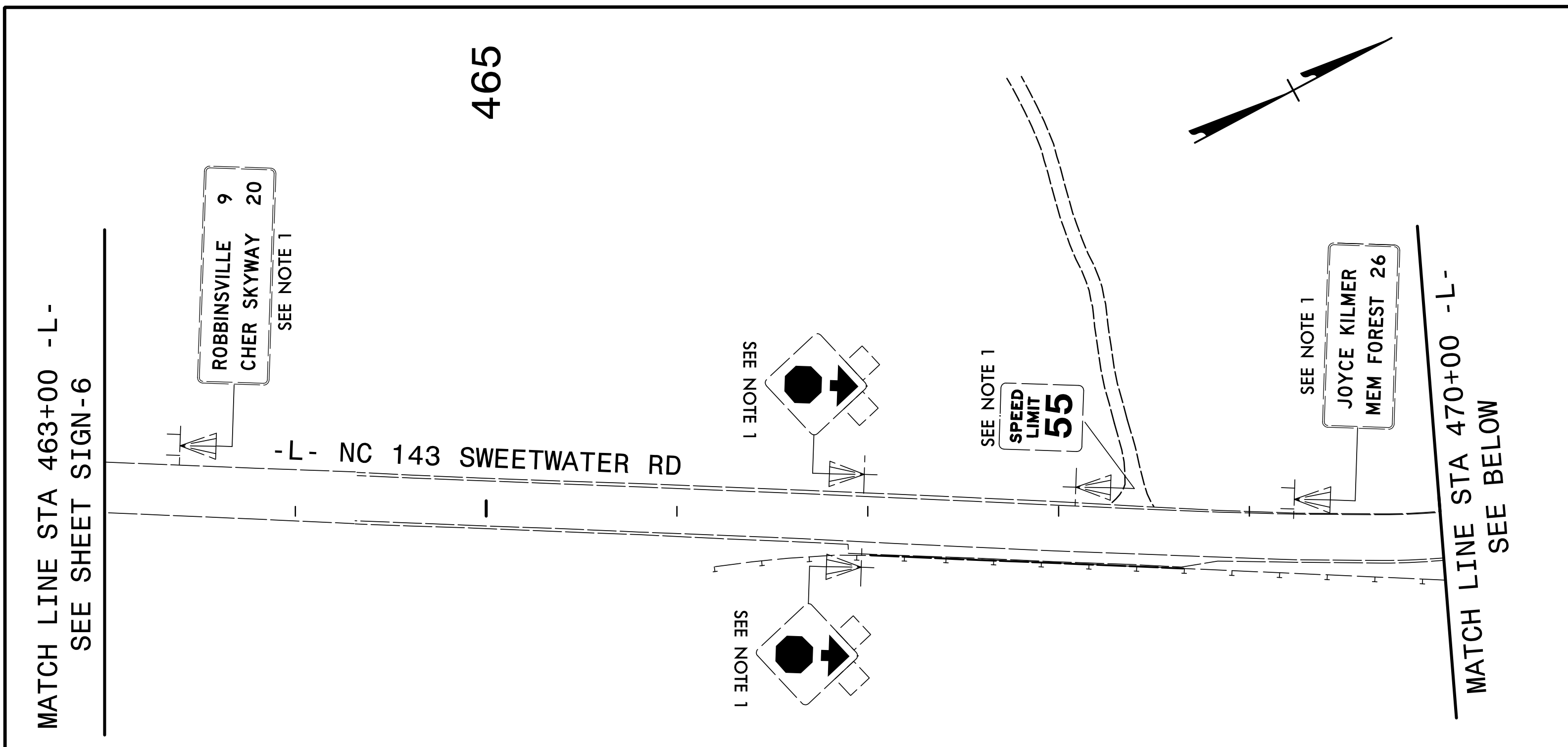


PROJECT NOTES

1 DISPOSAL OF SIGN SYSTEM, U-CHANNEL

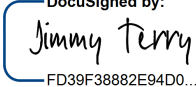

EXISTING AND PROPOSED SIGNS
-L- NC 143 FROM 439+00 TO 463+00

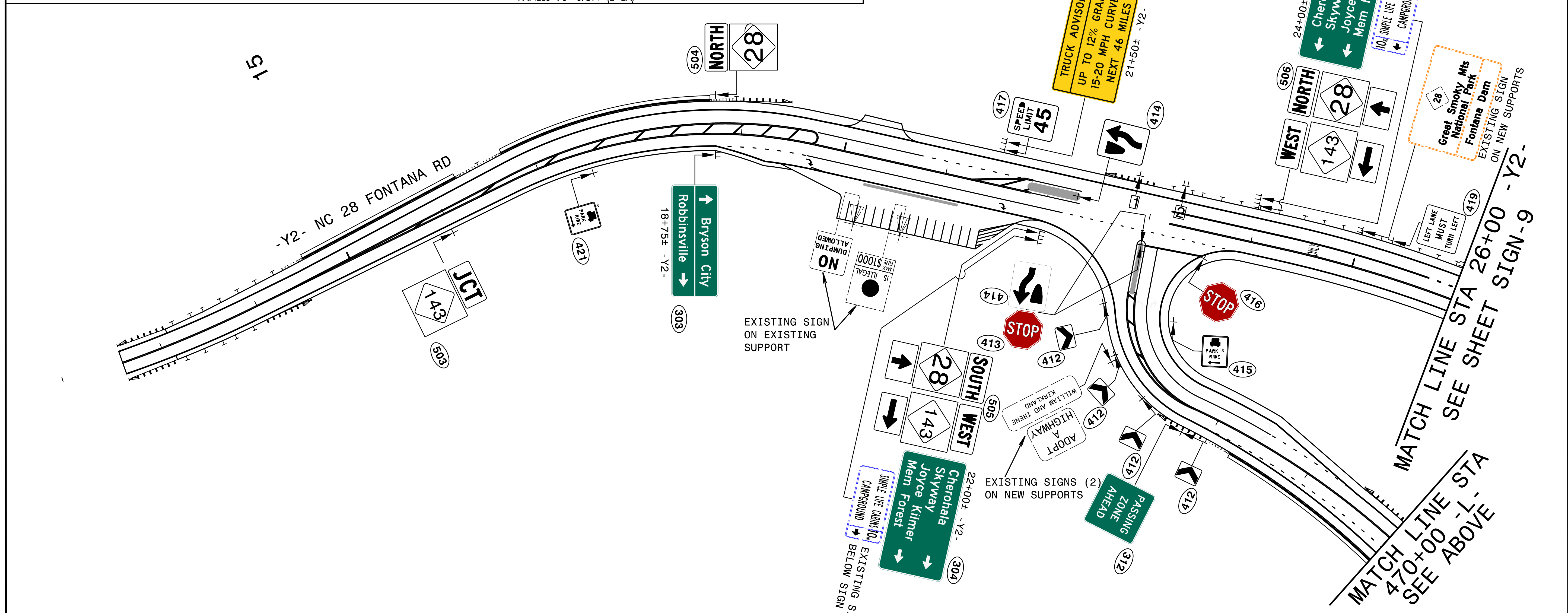
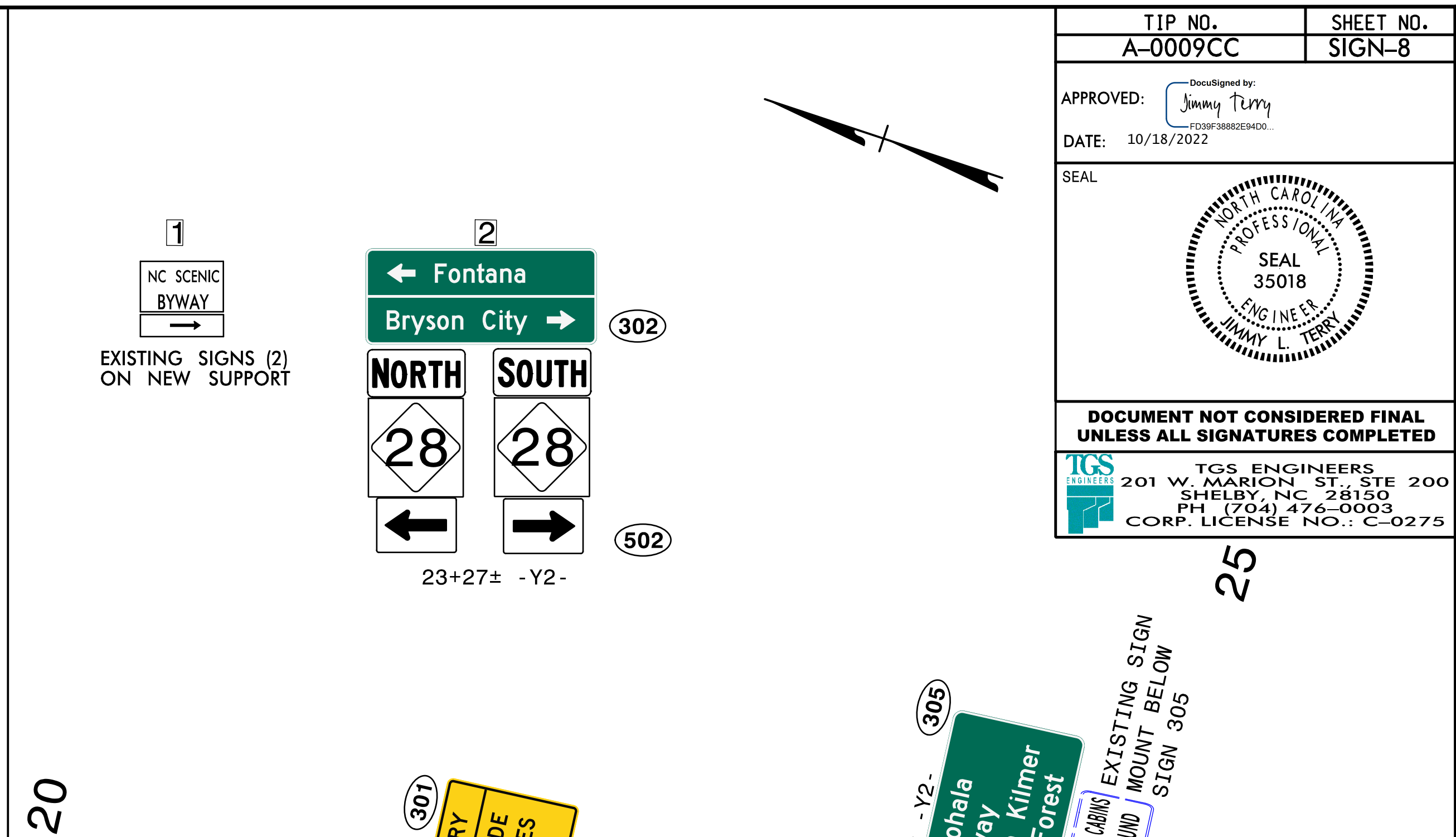
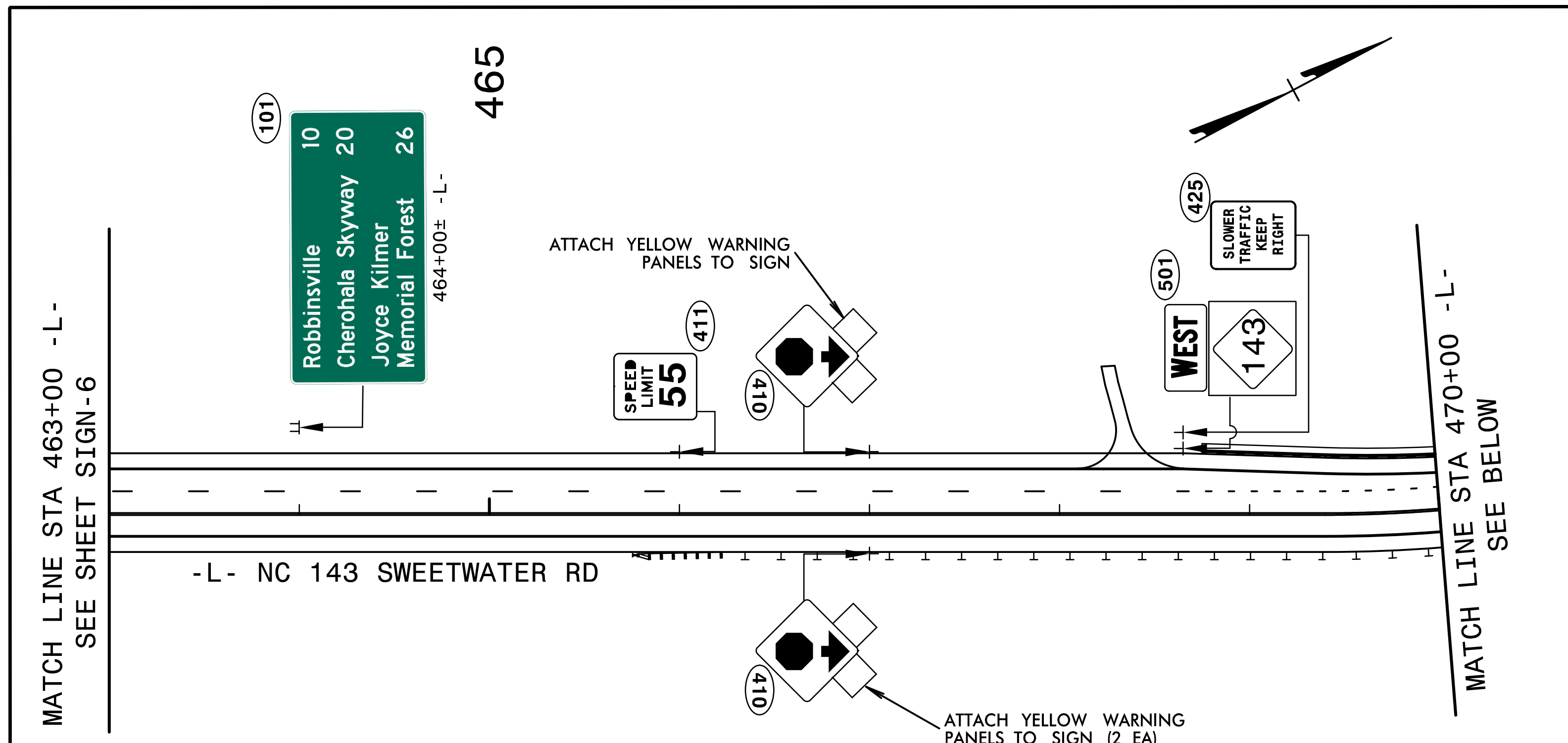
TIP NO. A-0009CC	SHEET NO. SIGN-7
APPROVED:  DATE: 10/18/2022	
SEAL 	
DOCUMENT NOT CONSIDERED FINAL UNLESS ALL SIGNATURES COMPLETED	
 TGS ENGINEERS 201 W. HARRISON ST., STE 200 SHELBY, NC 28150 PH (704) 476-0003 CORP. LICENSE NO.: C-0275	



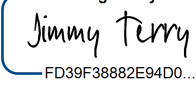

- PROJECT NOTES**
- DISPOSAL OF SIGN SYSTEM, U-CHANNEL
 - DISPOSAL OF SUPPORT, U-CHANNEL
 - SIGN ERECTION, RELOCATE TYPE F (GROUND MOUNTED)
 - SIGN ERECTION, RELOCATE TYPE D (GROUND MOUNTED)

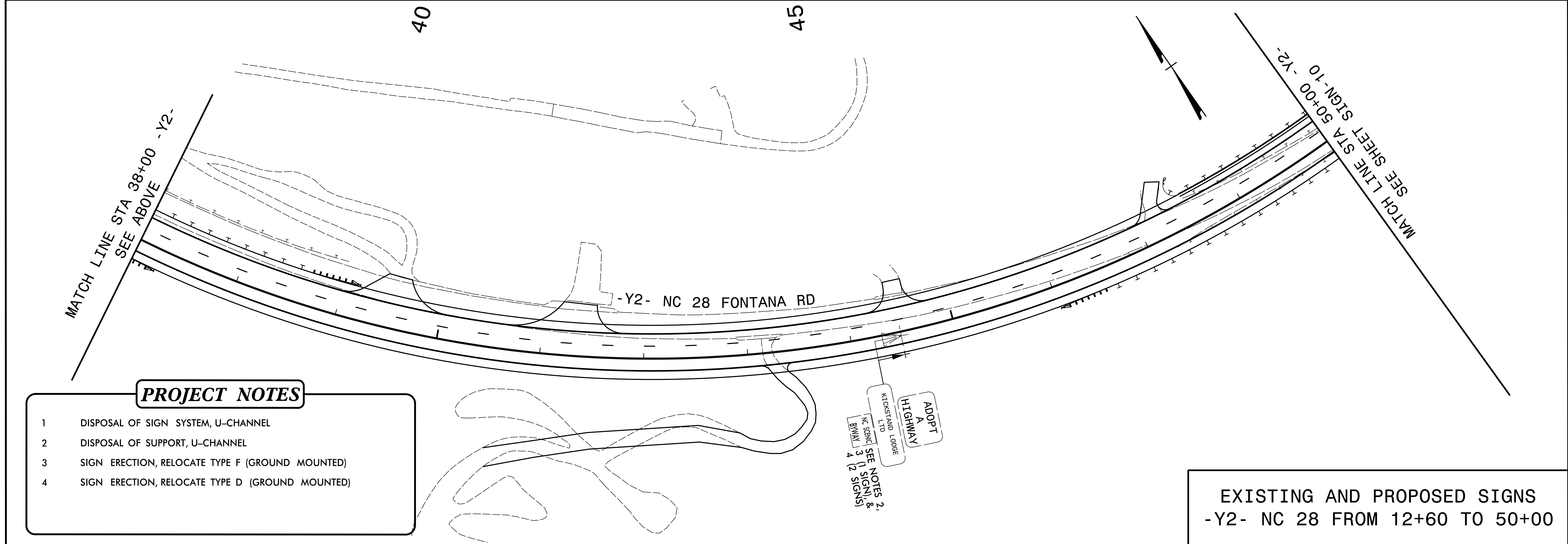
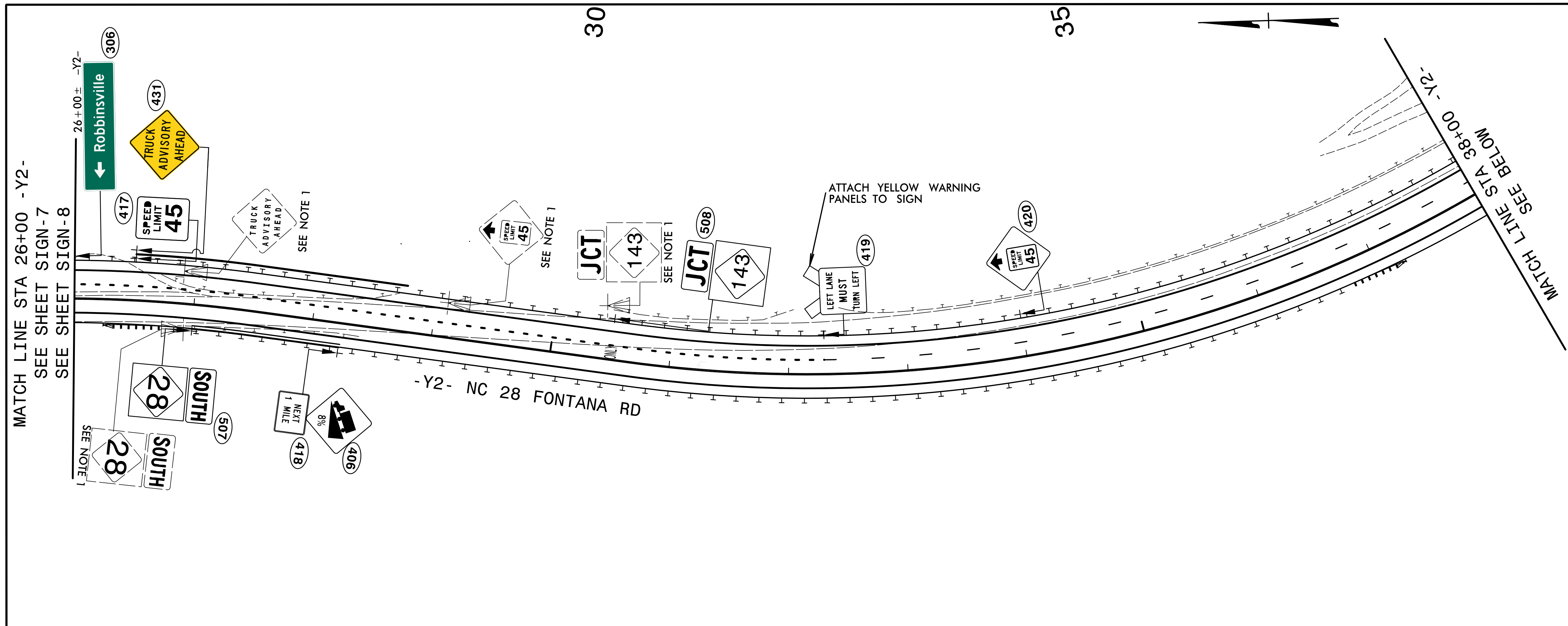
EXISTING SIGNS
 -L- NC 143 FROM 463+00 TO 474+20
 -Y2- NC 28 FROM 12+60 TO 26+00

TIP NO. A-0009CC	SHEET NO. SIGN-8
APPROVED:  DATE: 10/18/2022	
SEAL 	
DOCUMENT NOT CONSIDERED FINAL UNLESS ALL SIGNATURES COMPLETED	
TGS ENGINEERS 201 W. MARION ST. STE 200 SHELBY, NC 28150 PH: (704) 476-0003 CORP. LICENSE NO.: C-0275	

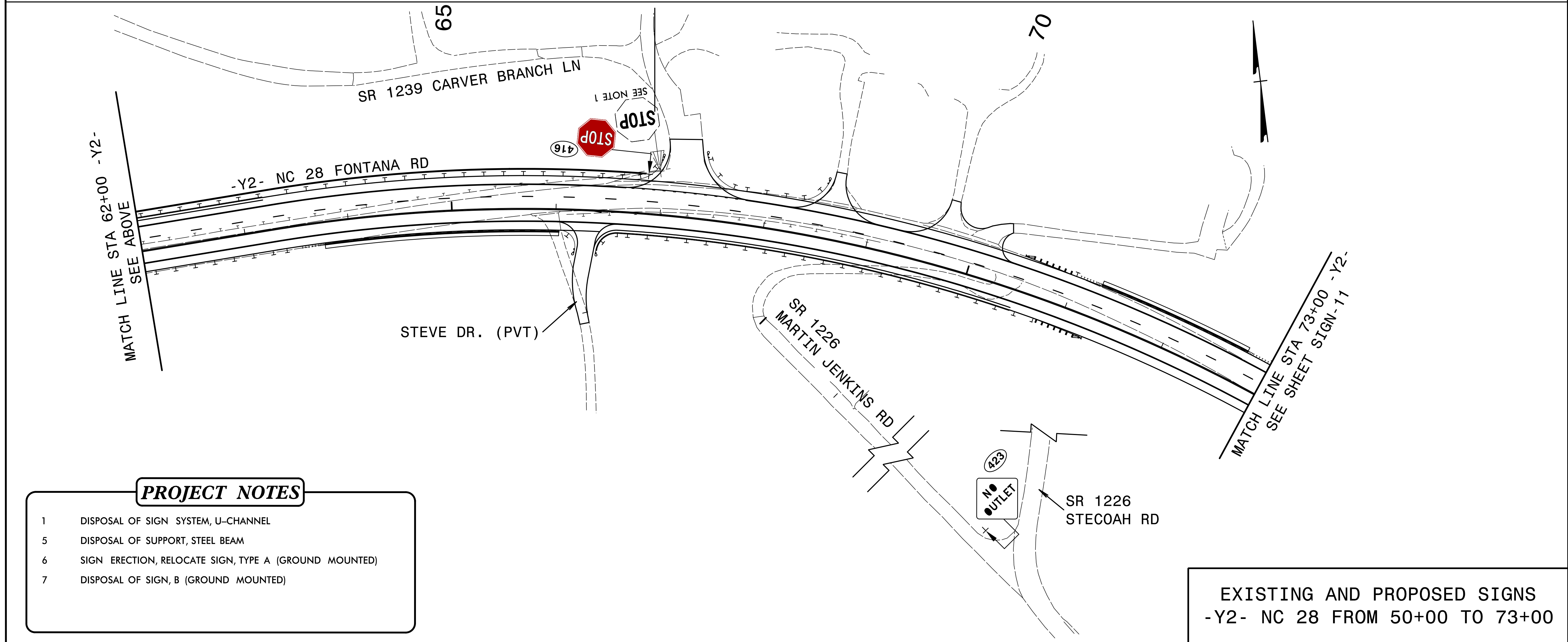
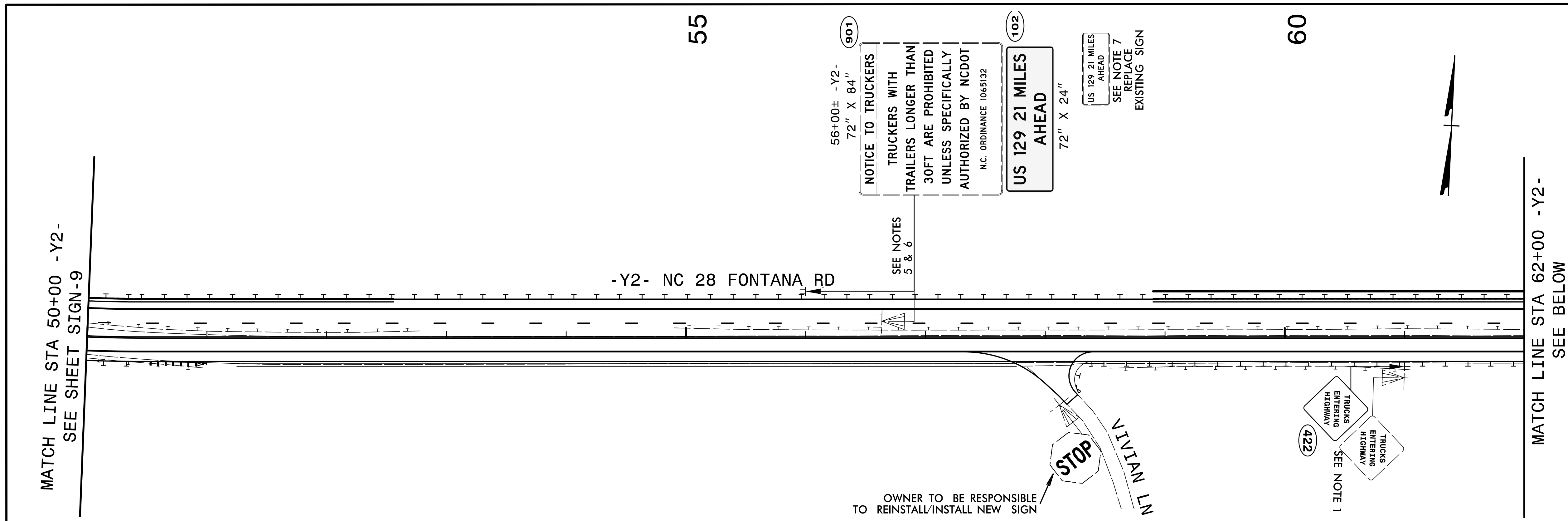


PROPOSED SIGNS
 -L- NC 143 FROM 463+00 TO 474+20
 -Y2- NC 28 FROM 12+60 TO 26+00

TIP NO. A-0009CC	SHEET NO. SIGN-9
APPROVED:  DocuSigned by: Jimmy Terry E039F38852E34D0	
DATE: 10/18/2022	
SEAL 	
DOCUMENT NOT CONSIDERED FINAL UNLESS ALL SIGNATURES COMPLETED	
TGS ENGINEERS 201 W. MARION ST., STE 200 SHELBY, NC 28150 PH (704) 476-0003 CORP. LICENSE NO.: C-0275	

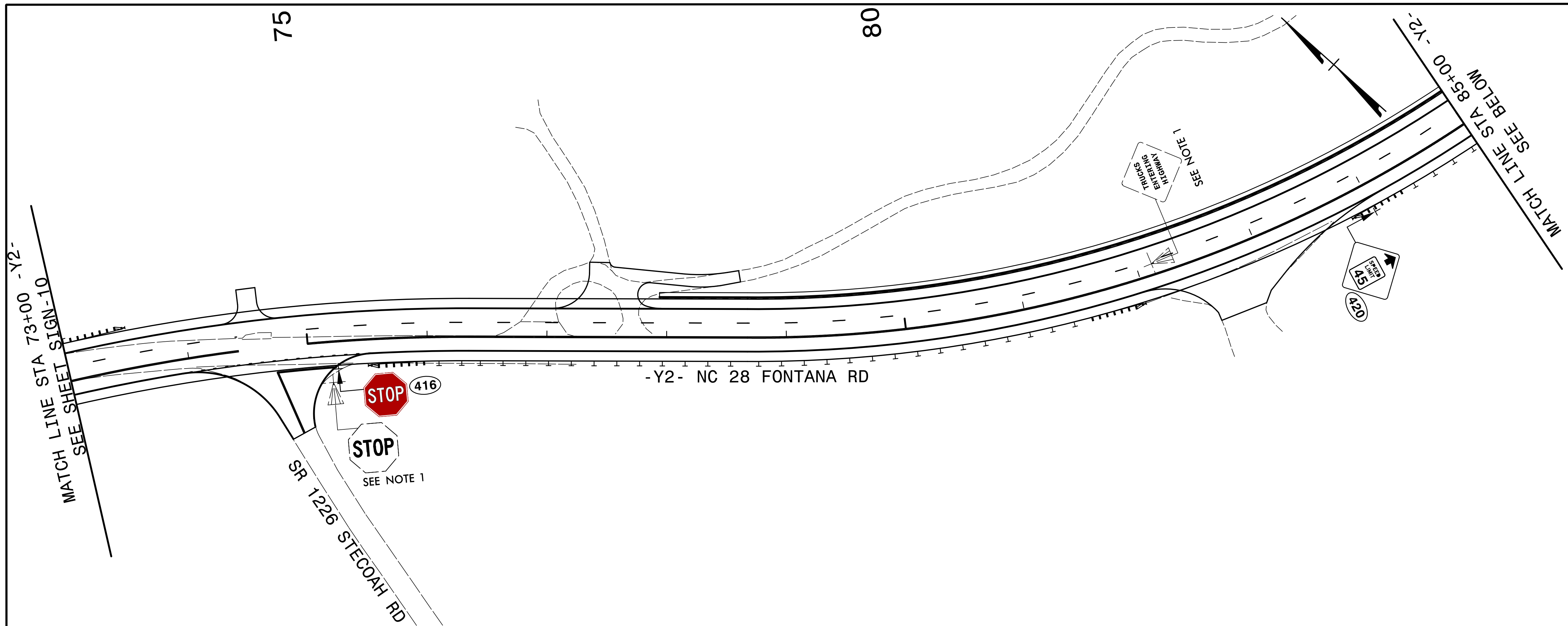


TIP NO. A-0009CC	SHEET NO. SIGN-10
APPROVED:  DocuSigned by: Jimmy Terry E:029F58802C44D0	
DATE: 10/18/2022	
SEAL 	
DOCUMENT NOT CONSIDERED FINAL UNLESS ALL SIGNATURES COMPLETED	
 TGS ENGINEERS 201 W. MARION ST., STE 200 SHELBY, NC 28150 PH (704) 476-0003 CORP. LICENSE NO.: C-0275	

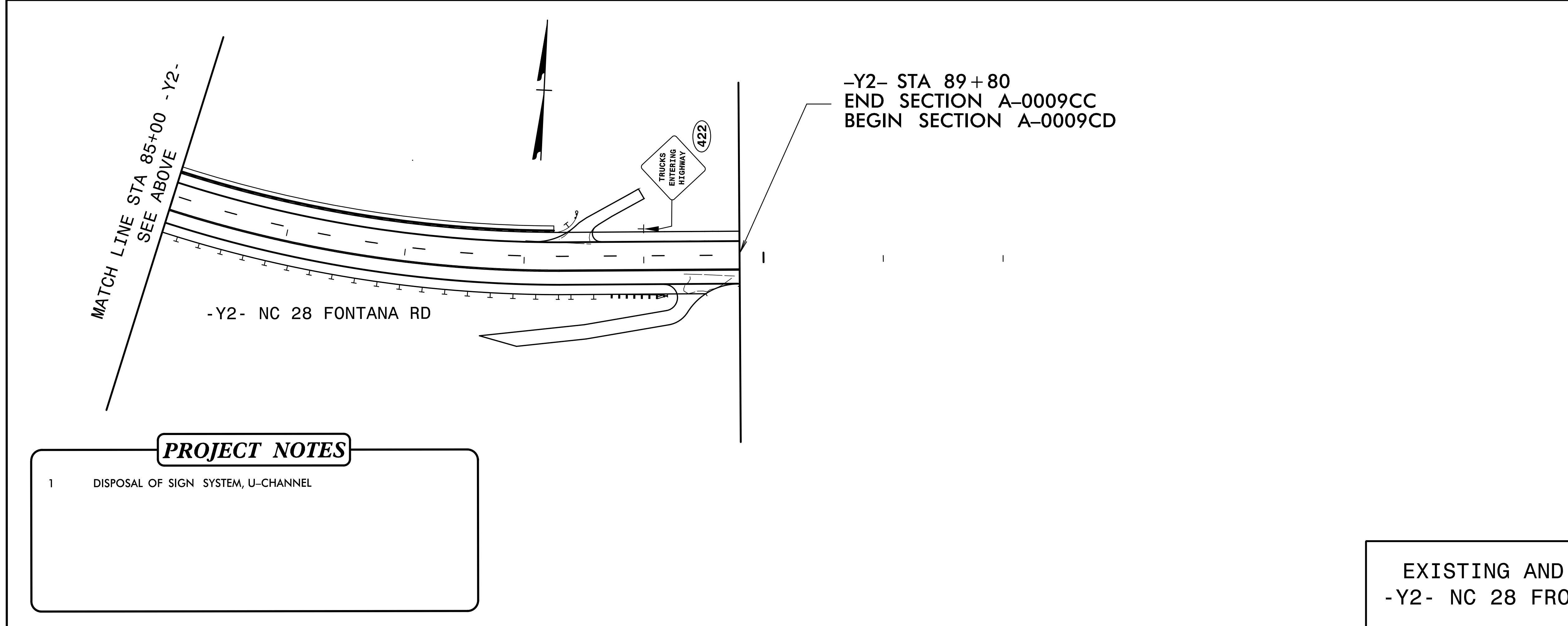


- PROJECT NOTES**
- 1 DISPOSAL OF SIGN SYSTEM, U-CHANNEL
 - 5 DISPOSAL OF SUPPORT, STEEL BEAM
 - 6 SIGN ERECTION, RELOCATE SIGN, TYPE A (GROUND MOUNTED)
 - 7 DISPOSAL OF SIGN, B (GROUND MOUNTED)

EXISTING AND PROPOSED SIGNS
-Y2- NC 28 FROM 50+00 TO 73+00



TIP NO. A-0009CC	SHEET NO. SIGN-11
APPROVED: <i>Jimmy Terry</i> DATE: 10/18/2022	
SEAL 	
DOCUMENT NOT CONSIDERED FINAL UNLESS ALL SIGNATURES COMPLETED	
TGS ENGINEERS 201 W. MARION ST., STE 200 SHELBY, NC 28150 PH (704) 476-0003 CORP. LICENSE NO.: C-0275	



PROJECT NOTES

1 DISPOSAL OF SIGN SYSTEM, U-CHANNEL

EXISTING AND PROPOSED SIGNS
-Y2- NC 28 FROM 73+00 TO 89+80