

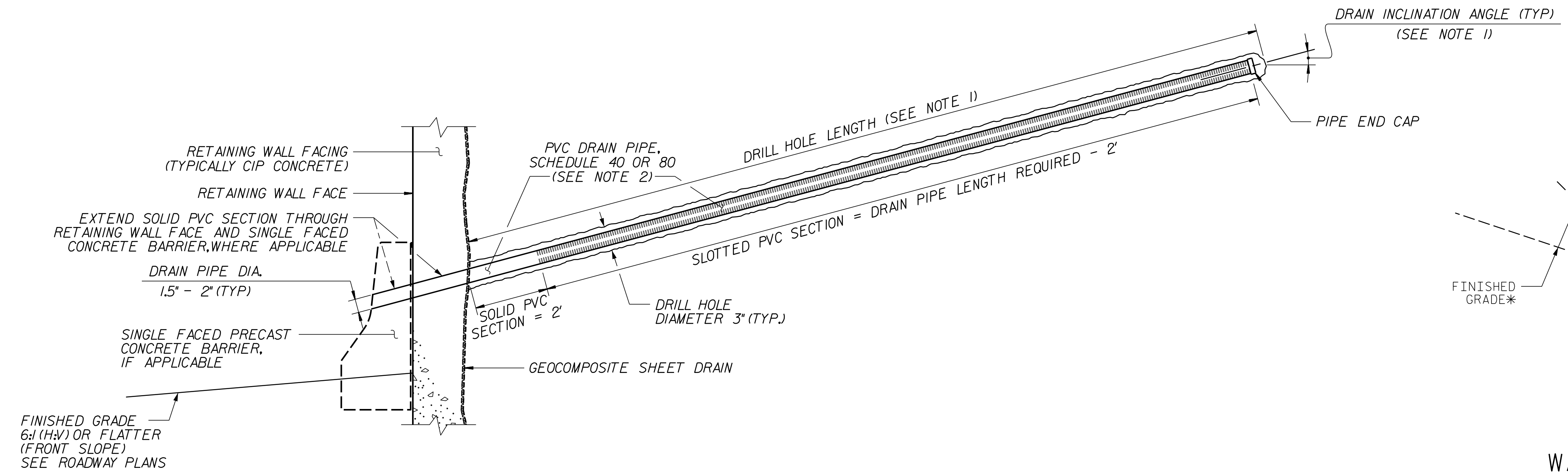
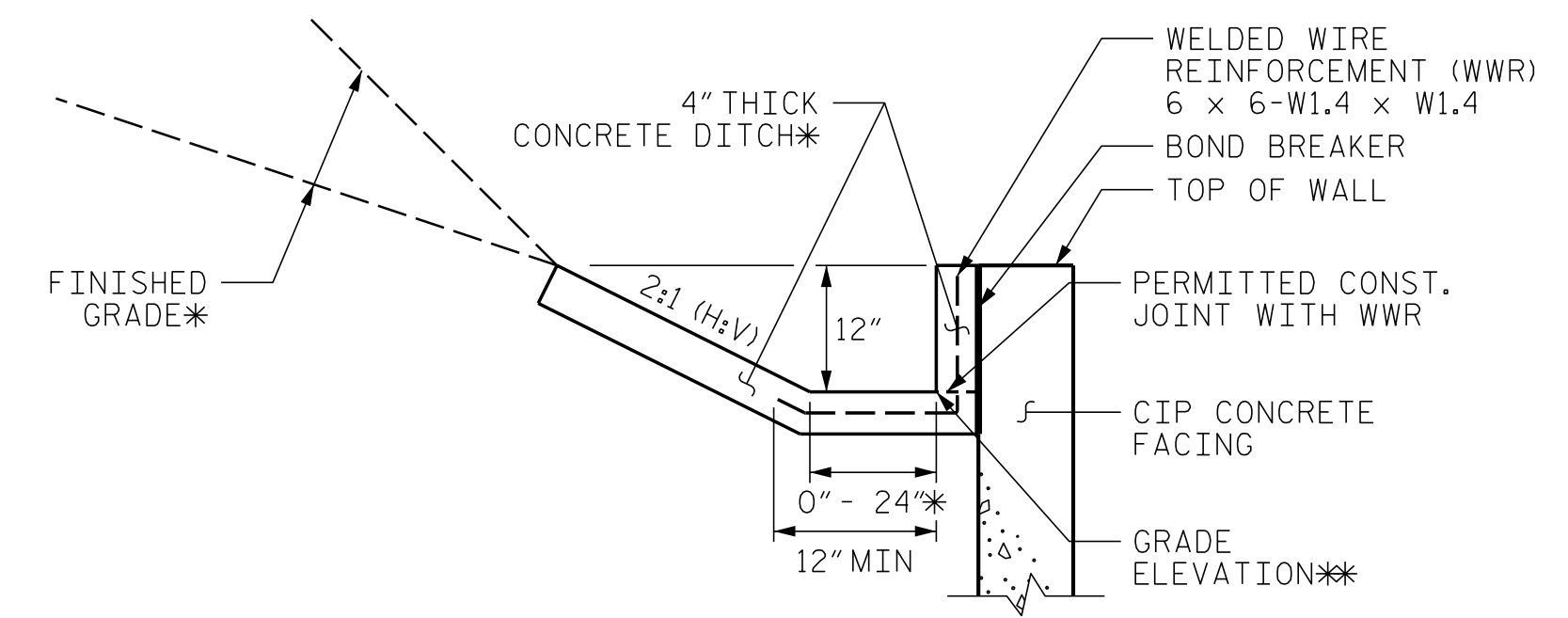


GEOTECHNICAL ENGINEER  SEAL 042642 ROBERT E. KRAL	ENGINEER _____ SIGNATURE
DocuSigned by:  SIGNATURE	08/01/2022 DATE
DOCUMENT NOT CONSIDERED FINAL UNLESS ALL SIGNATURES COMPLETED	

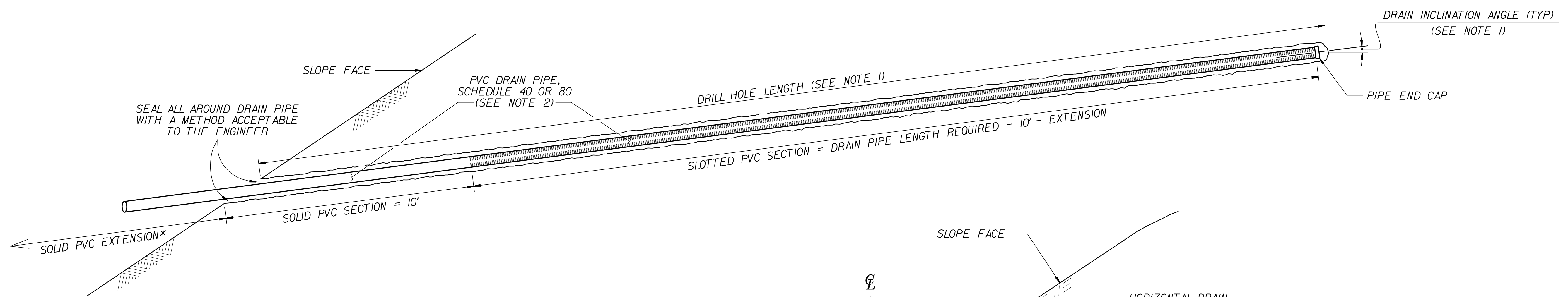


RETAINING WALL HORIZONTAL DRAIN



CONCRETE DITCH BEHIND WALL WITH CONCRETE FACING

*SEE ROADWAY PLANS FOR CONCRETE DITCH AND FINISHED GRADE DETAILS.
**SEE WALL ENVELOPE FOR GRADE ELEVATIONS.



SLOPE HORIZONTAL DRAIN

*EXTEND SOLID PVC SECTION TO CONNECT PIPE TO A DRAINAGE SYSTEM OR DISCHARGE WATER AS DIRECTED

EXAMPLE CROSS-SECTION WITH SLOPE HORIZONTAL DRAIN

*SEE NOTE 1 FOR DRAIN ELEVATIONS ABOVE (OR BELOW) GRADE

NOTES:

1. SEE ROADWAY SUMMARY SHEETS FOR APPROXIMATE KNOWN HORIZONTAL DRAIN LOCATIONS, ELEVATIONS, INCLINATION AND LENGTHS. ADDITIONAL DRAINS MAY BE REQUIRED AS DETERMINED BY THE ENGINEER.
2. DRAIN PIPES MAY BE OMITTED FOR SOME HORIZONTAL DRAINS. SEE ROADWAY SUMMARY SHEETS FOR DRAIN PIPE REQUIREMENTS INCLUDING THOSE DRAINS WITHOUT PIPES.
3. FOR HORIZONTAL DRAINS, SEE HORIZONTAL DRAINS SPECIAL PROVISION (GT-6).


PROJECT NO.: A-0009CC
 GRAHAM COUNTY
 RETAINING WALL #25: -L- 468+75, 33' LT TO 471+75, 23' LT
 SHEET 3 OF 3

PREPARED BY: R. KRAL	DATE: 7/9/2022
REVIEWED BY: M. BREWER	DATE: 7/9/2022

Prepared in the Office of:



**CAROLINUS
GEOTECHNICAL
GROUP**
 2400 CROWNPOINT EXECUTIVE DRIVE
 SUITE 800
 CHARLOTTE, NC 28227
 (980) 339-8684



**NORTH CAROLINA
DEPARTMENT OF TRANSPORTATION
DIVISION OF HIGHWAYS**

**GEOTECHNICAL
ENGINEERING UNIT**

REVISIONS						SHEET NO.
NO.	BY	DATE	NO.	BY	DATE	
1			3			W25-3
2			4			