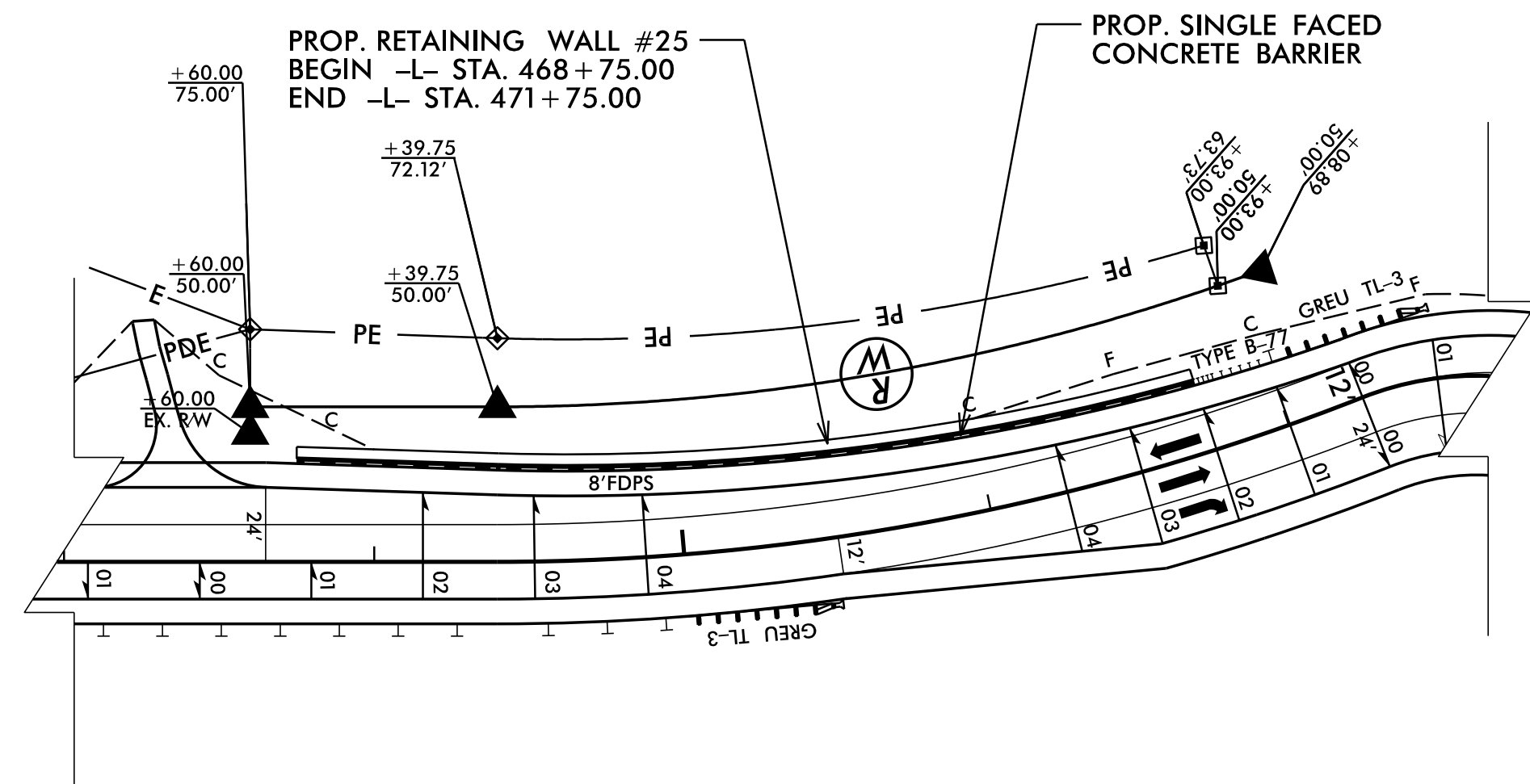
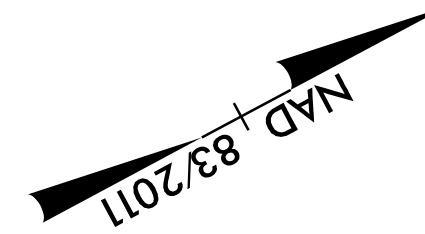


RETAINING WALL #25:

470



RETAINING WALL #25 - PLAN
NOT TO SCALE

GEOTECHNICAL ENGINEER

ENGINEER

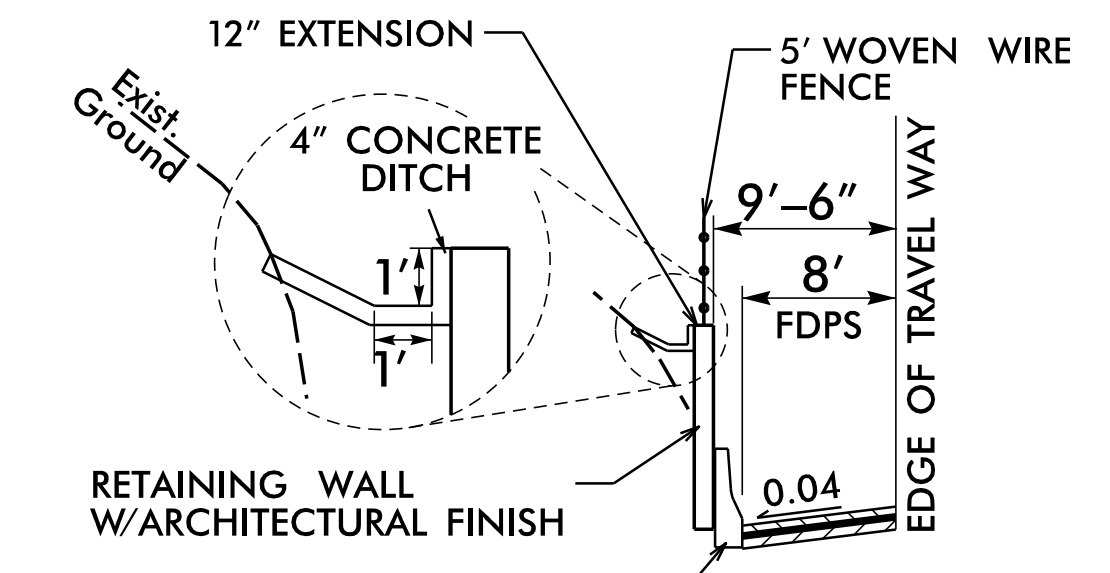
SEAL 042642

ROBERT E. KRAL

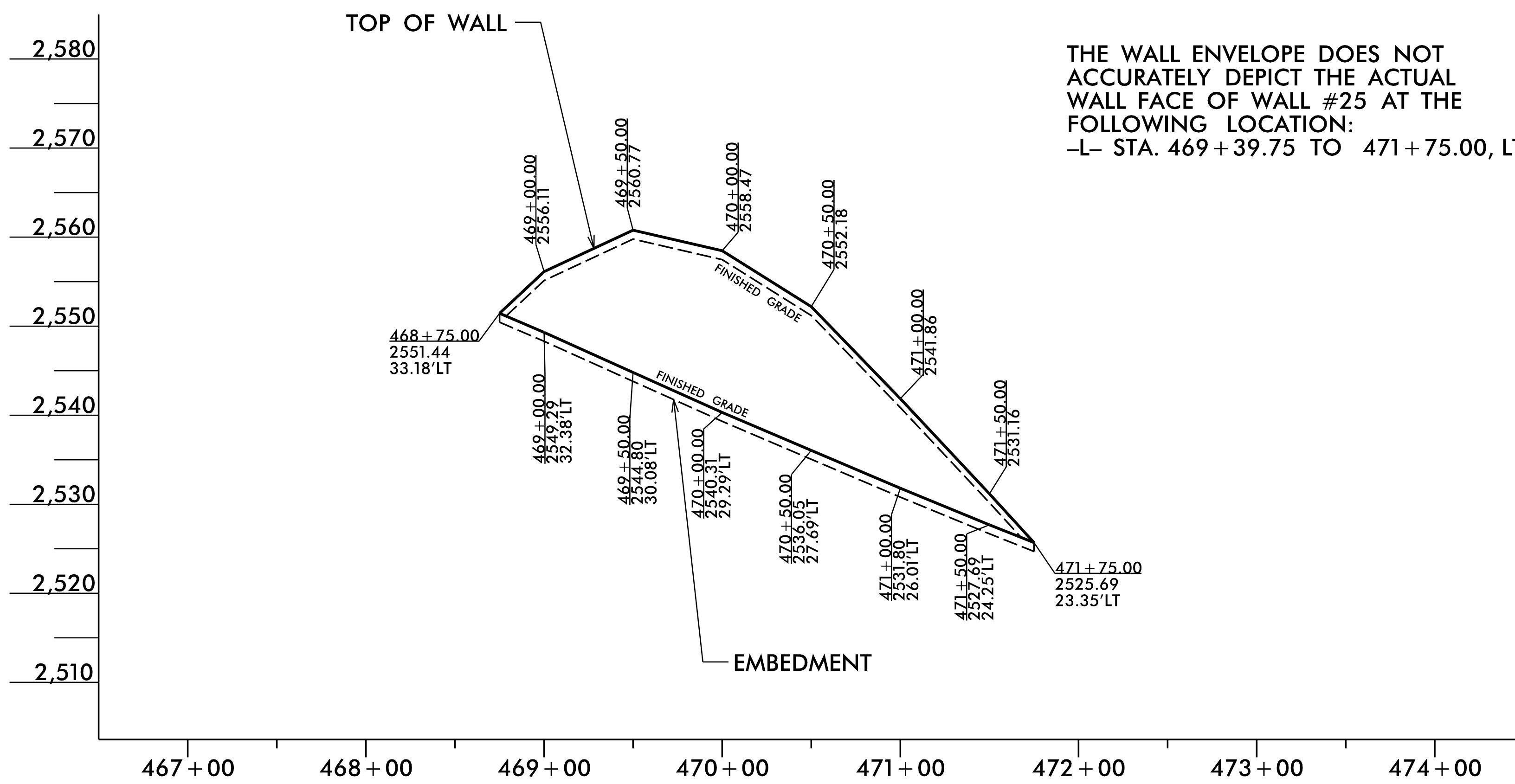
DocuSigned by: *[Signature]* 08/01/2022

DATE SIGNATURE DATE

DOCUMENT NOT CONSIDERED FINAL UNLESS ALL SIGNATURES COMPLETED



DETAIL FOR WALL #25
NOT TO SCALE
-L- STA. 468+75.00 TO -L- STA. 471+75.00, LT



RETAINING WALL #25 - ENVELOPE
NOT TO SCALE
(LOOKING AT FACE OF WALL)

RETAINING WALL NO.	SOIL NAIL RETAINING WALLS (SQUARE FEET)	SOIL NAIL VERIFICATION TESTS	SOIL NAIL PROOF TESTS
25	3,710 *	3	10
FORM LINER ARCHITECTURAL FINISH			3,710 * SF
HORIZONTAL DRAINS (CONTIGENCY)			150 LF

* INCLUDES RETAINING WALL EMBEDMENT

STA. -L-	OFFSET FROM -L- (LT) FT.	ELEV. @ TOP OF WALL	BOW FINISHED GRADE	TOP OF LEVELING PAD	ESTIMATED WALL EMBEDMENT FT.	WALL DESIGN HEIGHT "H"
468+75.00	33.18	2551.44	2551.44	2550.44	1.00	1.00
469+00.00	32.38	2556.11	2549.29	2548.29	1.00	6.82
469+50.00	30.08	2560.77	2544.80	2543.80	1.00	15.97
470+00.00	29.29	2558.47	2540.31	2539.31	1.00	18.16
470+50.00	27.69	2552.18	2536.05	2535.05	1.00	16.13
471+00.00	26.01	2541.86	2531.80	2530.80	1.00	10.06
471+50.00	24.25	2531.16	2527.69	2526.69	1.00	3.47
471+75.00	23.35	2525.69	2525.69	2524.69	1.00	1.00

BOW = BOTTOM OF WALL
ALL MEASUREMENTS ARE IN FEET

PROJECT NO.: A-0009CC
GRAHAM COUNTY
RETAINING WALL #25: -L- 468+75, 33' LT TO 471+75, 23' LT
SHEET 1 OF 3

PREPARED BY: R. KRAL
REVIEWED BY: M. BREWER

DATE: 7/9/2022
DATE: 7/9/2022

RETAINING WALL #25 ENVELOPE AND WALL LAYOUT PROVIDED BY TGS ENGINEERS, INC.

Prepared in the Office of:

CGE CAROLINAS GEOTECHNICAL GROUP
2400 CROWNPOINT EXECUTIVE DRIVE
SUITE 800
CHARLOTTE, NC 28227
(980) 339-8684

NORTH CAROLINA DEPARTMENT OF TRANSPORTATION DIVISION OF HIGHWAYS

GEOTECHNICAL ENGINEERING UNIT

REVISIONS						SHEET NO.
NO.	BY	DATE	NO.	BY	DATE	
1			3			W25-1
2			4			