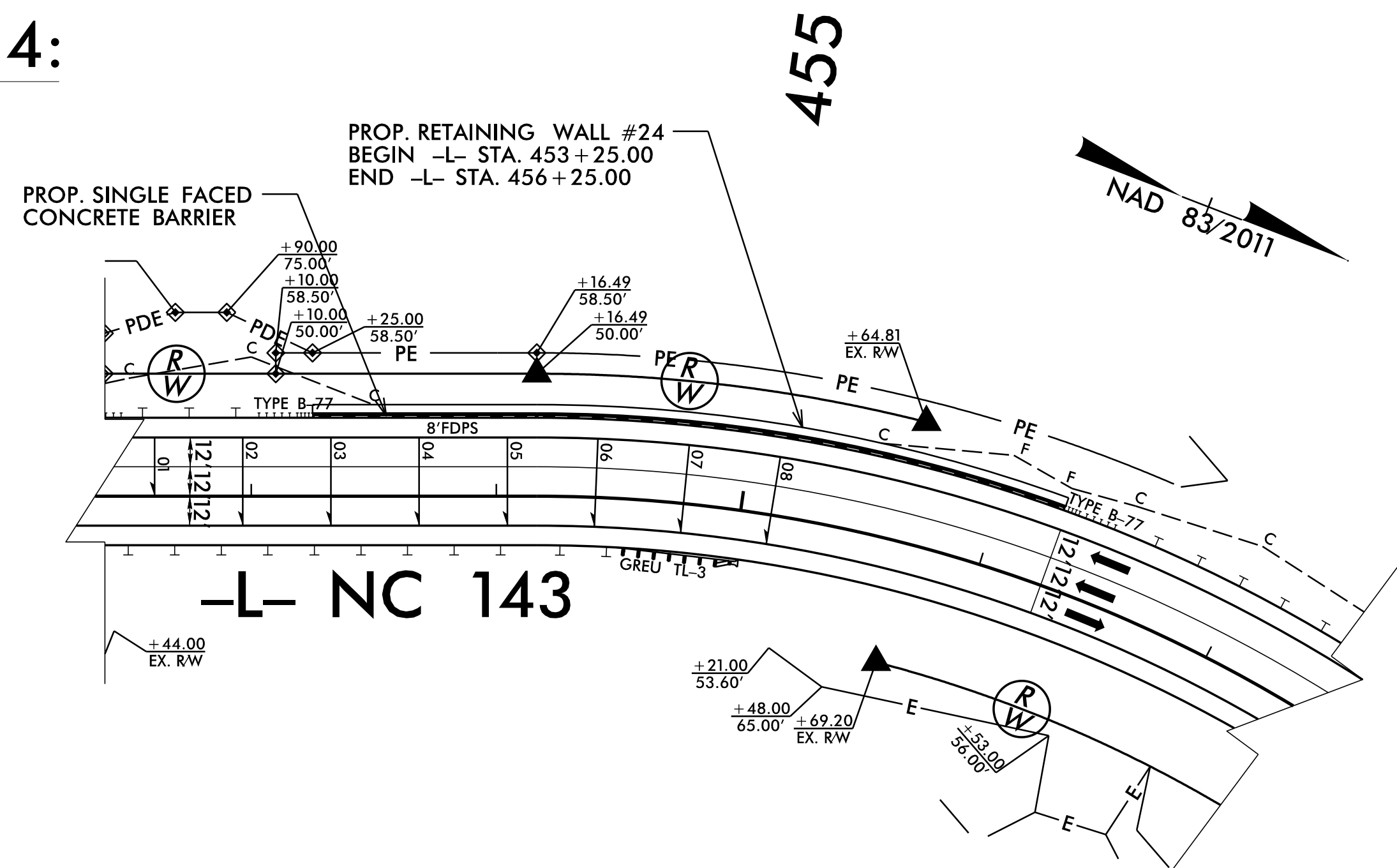
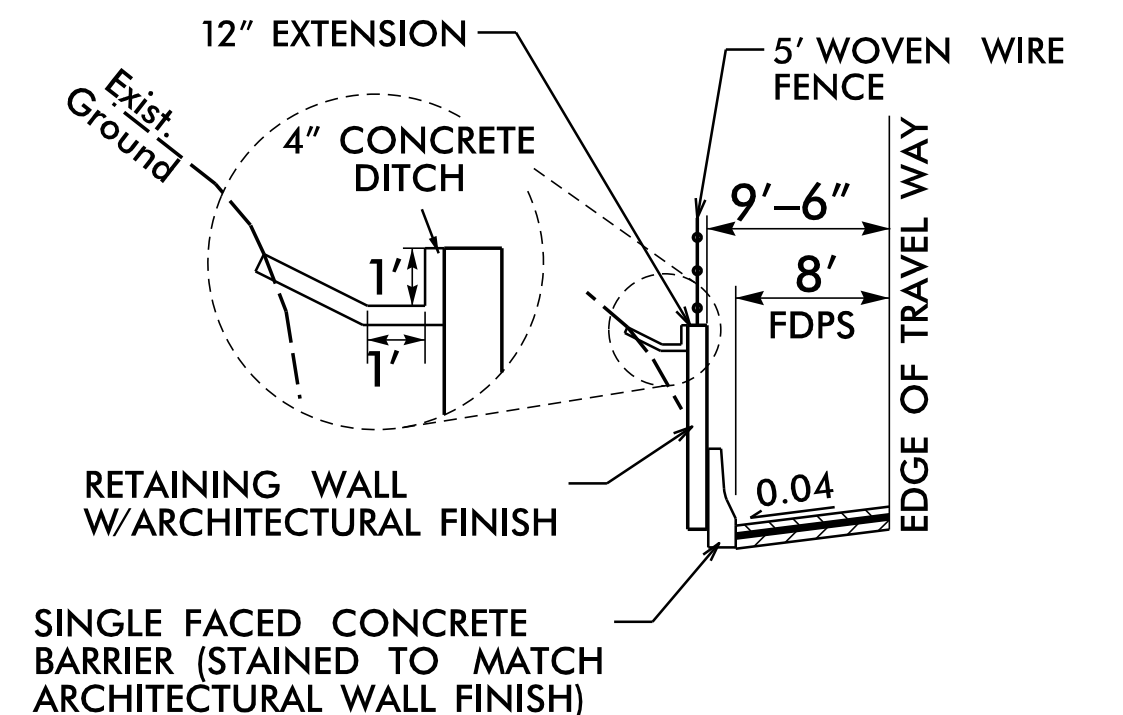


RETAINING WALL #24:



RETAINING WALL #24 - PLAN

NOT TO SCALE



DETAIL FOR WALL #24

NOT TO SCALE

-L- STA. 453+25.00 TO -L- STA. 456+25.00, LT

ESTIMATED SOIL NAIL WALL QUANTITIES

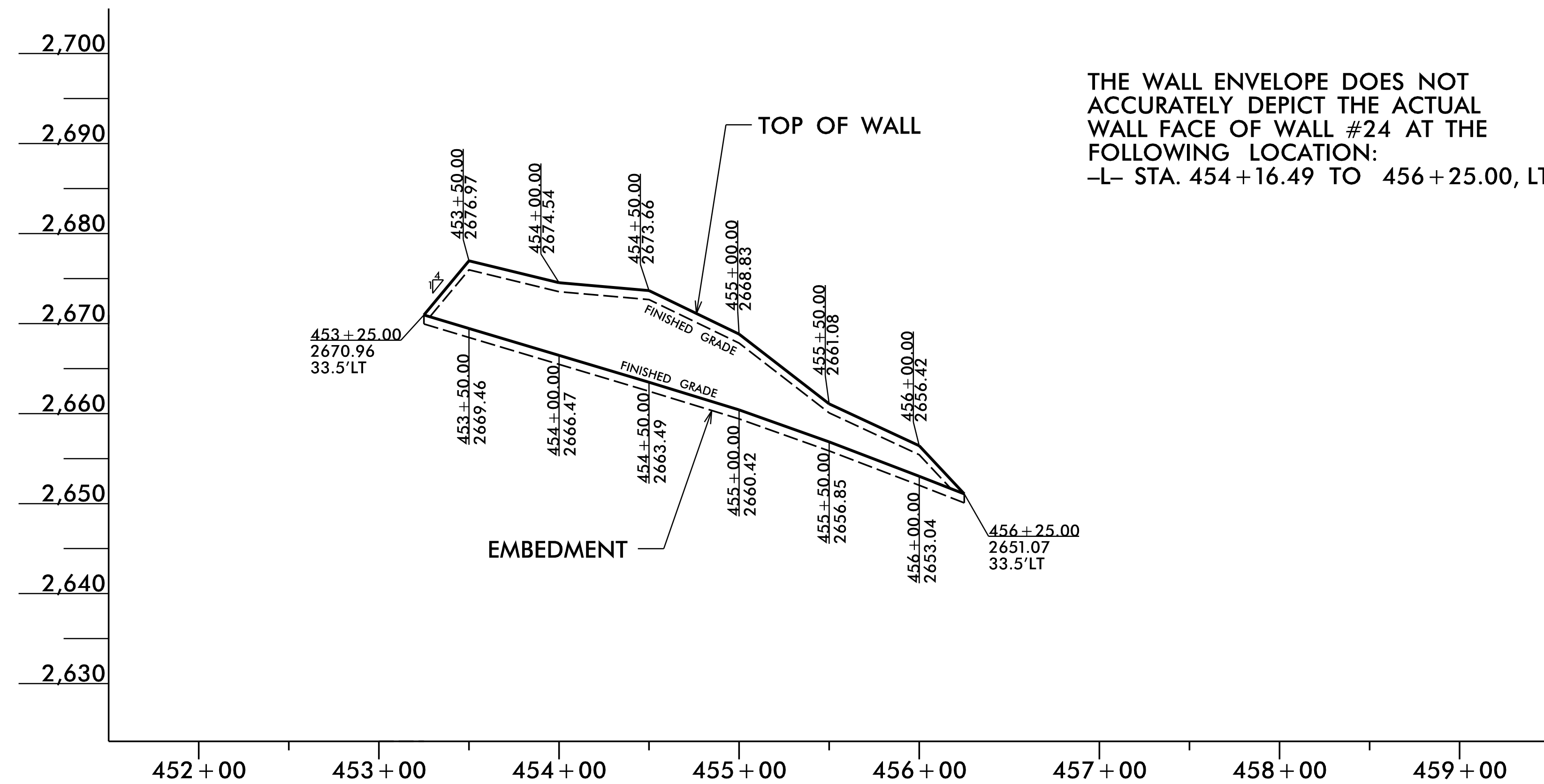
RETAINING WALL NO.	SOIL NAIL RETAINING WALLS (SQUARE FEET)	SOIL NAIL VERIFICATION TESTS	SOIL NAIL PROOF TESTS
24	2,255*	3	10
FORM LINER ARCHITECTURAL FINISH			2,255* SF
HORIZONTAL DRAINS (CONTINGENCY)			150 LF

* INCLUDES RETAINING WALL EMBEDMENT

SOIL NAIL RETAINING WALL #24

STA. -L-	OFFSET FROM -L- (LT) FT.	ELEV. @ TOP OF WALL	BOW FINISHED GRADE	TOP OF LEVELING PAD	ESTIMATED WALL EMBEDMENT FT.	WALL DESIGN HEIGHT "H"
453+25.00	33.50	2670.96	2670.96	2669.96	1.00	1.00
453+50.00	33.50	2676.97	2669.46	2668.46	1.00	7.51
454+00.00	33.50	2674.54	2666.47	2665.47	1.00	8.07
454+50.00	33.50	2673.66	2663.49	2662.49	1.00	10.17
455+00.00	33.50	2668.83	2660.42	2659.42	1.00	8.41
455+50.00	33.50	2661.08	2656.85	2655.85	1.00	4.23
456+00.00	33.50	2656.42	2653.04	2652.04	1.00	3.38
456+25.00	33.50	2651.07	2651.07	2650.07	1.00	1.00

BOW = BOTTOM OF WALL
ALL MEASUREMENTS ARE IN FEET



RETAINING WALL #24 - ENVELOPE

NOT TO SCALE
(LOOKING AT FACE OF WALL)

PROJECT NO.: A-0009CC

GRAHAM COUNTY

RETAINING WALL #24: -L- 453+25, 34' LT TO 456+25, 34' LT


SHEET 1 OF 3

PREPARED BY: R. KRAL
REVIEWED BY: M. BREWER

DATE: 7/9/2022
DATE: 7/9/2022

RETAINING WALL #24 ENVELOPE AND WALL LAYOUT PROVIDED BY TGS ENGINEERS, INC.

Prepared in the Office of:
CGE CAROLINAS GEOTECHNICAL GROUP
2400 CROWNPOINT EXECUTIVE DRIVE
SUITE 800
CHARLOTTE, NC 28227
(980) 339-8684



NORTH CAROLINA
DEPARTMENT OF TRANSPORTATION
DIVISION OF HIGHWAYS

GEOTECHNICAL ENGINEERING UNIT

RETAINING WALL #24 SOIL NAIL RETAINING WALL

REVISIONS

NO.	BY	DATE	NO.	BY	DATE
1			3		
2			4		

SHEET NO. W24-1