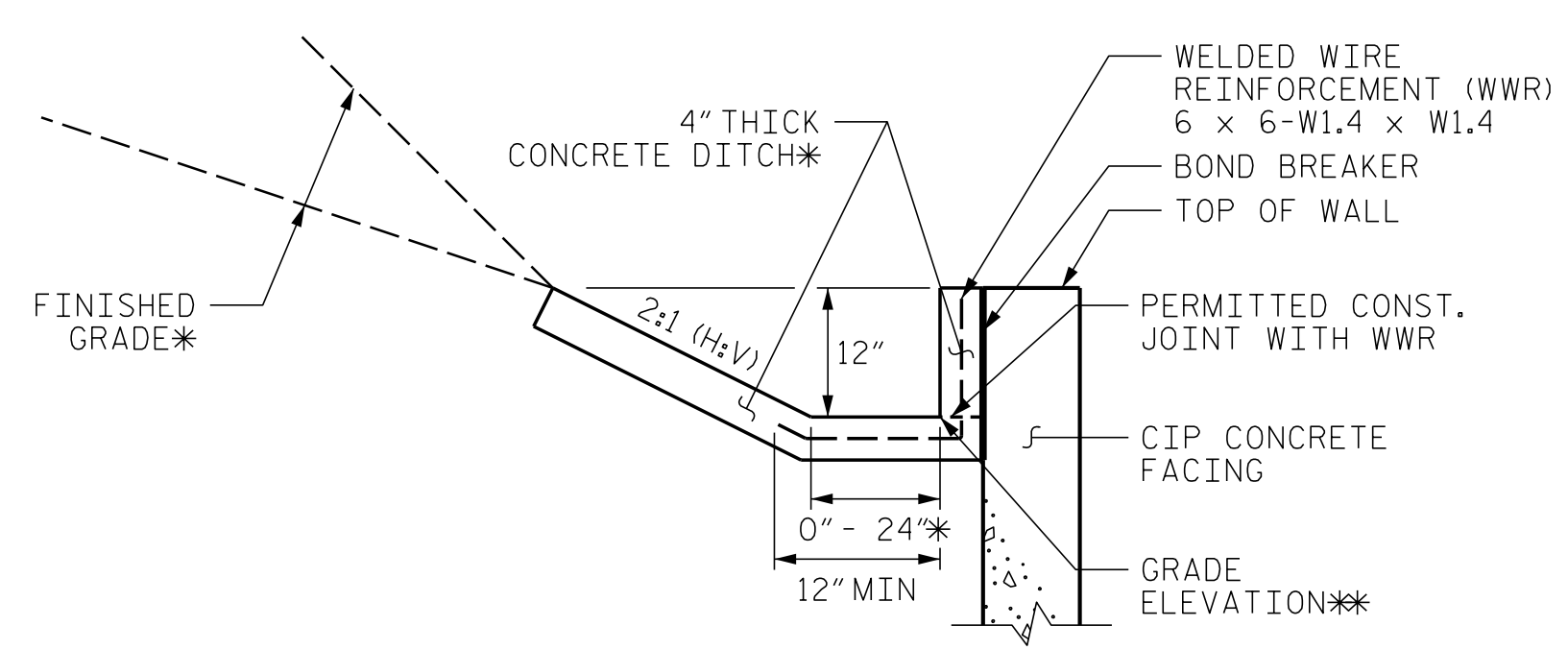
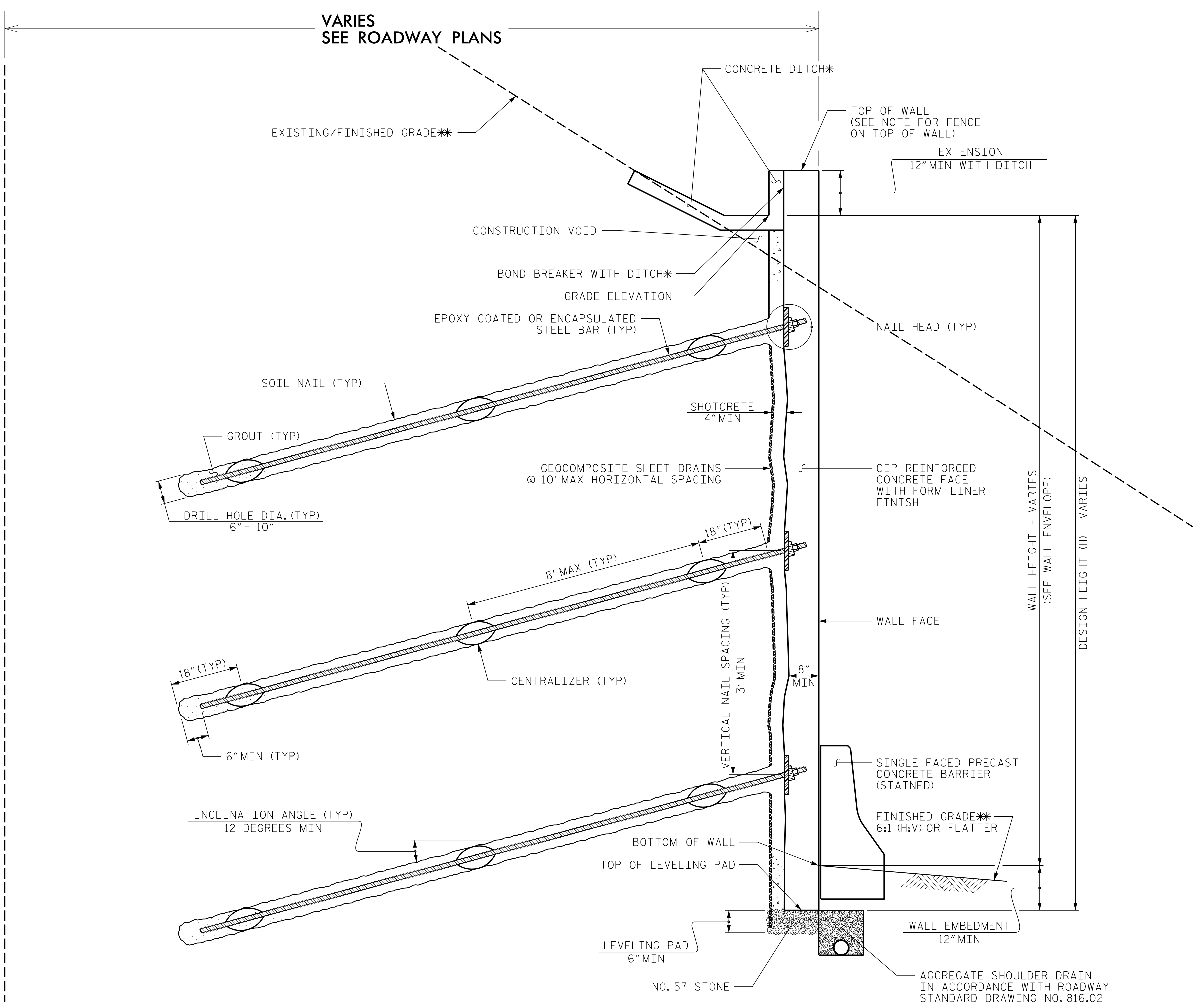


PROPOSED RIGHT OF WAY AND PERMANENT EASEMENT





CONCRETE DITCH BEHIND WALL WITH CONCRETE FACING

*SEE ROADWAY PLANS FOR CONCRETE DITCH AND FINISHED GRADE DETAILS.
 **SEE WALL ENVELOPE FOR GRADE ELEVATIONS.

SOIL NAIL WALL - TYPICAL SECTION

*SEE CONCRETE DITCH BEHIND WALL DETAILS.
 **SEE PLANS FOR FINISHED GRADE.

GEOTECHNICAL ENGINEER  ROBERT E. KRAL	ENGINEER
DocuSigned by:  SIGNATURE	08/01/2022 DATE
DOCUMENT NOT CONSIDERED FINAL UNLESS ALL SIGNATURES COMPLETED	


PROJECT NO.: A-0009CC
 GRAHAM COUNTY
 RETAINING WALL #21: -L- 420+39, 42' LT TO 436+65, 45' LT
 SHEET 4 OF 5

PREPARED BY: R. KRAL	DATE: 8/1/2022
REVIEWED BY: M. BREWER	DATE: 8/1/2022

Prepared in the Office of:



**CAROLINAS
 GEOTECHNICAL
 GROUP**
 2400 CROWNPOINT EXECUTIVE DRIVE
 SUITE 800
 CHARLOTTE, NC 28227
 (980) 339-8684



**NORTH CAROLINA
 DEPARTMENT OF TRANSPORTATION
 DIVISION OF HIGHWAYS**

**GEOTECHNICAL
 ENGINEERING UNIT**

REVISIONS						SHEET NO.
NO.	BY	DATE	NO.	BY	DATE	
1			3			W21-4
2			4			