DocuSign Envelope ID: 3762B971-517B-407E-A94E-4B15600E4B1C

5/14/99

SUNGATE DESIGN GROUP, P.A.
905 JONES FRANKLIN ROAD
RALEIGH, NORTH CAROLINA 27606
TEL: (919) 859-2243
ENG FIRM LICENSE NO. C-890

PROJECT REFERENCE NO.	SHEET NO.
Y-4810K	2D-2
R/W SHEET NO.	

HYDRAULICS ENGINEER

NORTH CAROLINA PROFESSIONAL SEAL 026971 ENGINEER JOSHUA G. DALTON

DocuSigned by:

8/17/2022

SUNGATE DESIGN GROUP, P.A.
LICENSE NO. C-890

DOCUMENT NOT CONSIDERED FINAL UNLESS ALL SIGNATURES COMPLETED

Prepared in the Office of:
MOTT MACDONALD
7621 Purfoy Road; Suite 115
Fuquay-Varina, NC 27526
www.mottmac.com/north-america

DETAIL 18

REMOVABLE ORIFICE TRASH RACK

NOT TO SCALE

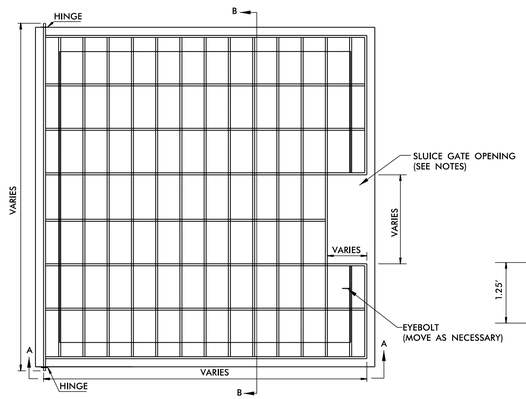

PLAN

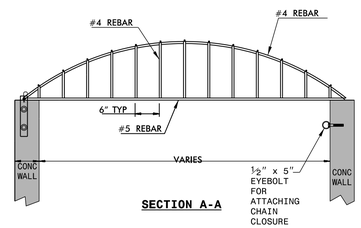

SECTION A-A

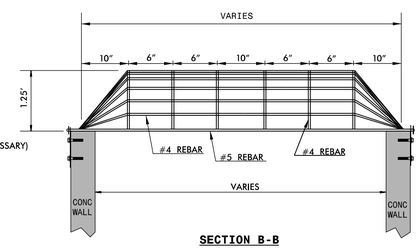

SECTION B-B

REBAR TRASH RACK
NOT TO SCALE

RISER TRASH RACK NOTES:
1. ALL JOINTS SHALL BE FULLY WELDED AROUND JOINT WITH A MINIMUM OF A 1/4" BEAD.
2. IF BOLTS ARE ANCHORED IN CONCRETE, FOLLOW STD. DWG. 862.03 AND 862.04 FOR ANCHORING PROCEDURE.
3. EYEBOLT FOR CHAIN CLOSURE SHALL BE INSTALLED BY THE SAME METHOD AS THE HINGE PLATE BOLTS.
4. RACK AND HARDWARE SHALL BE ALUMINUM OR REBAR AND GALVANIZED IN ACCORDANCE WITH ASTM A-153.
5. PROVIDE OPENING IN TRASH RACK TO ACCOMODATE SLUICE GATE ON THE OUTLET PIPE. ENSURE TRASH RACK OPENS FREELY AND WITHOUT INTERFERENCE WITH SLUICE GATES.

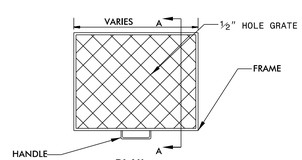

PLAN

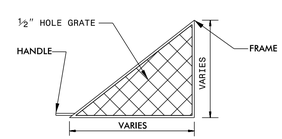

SECTION A-A

ORIFICE TRASH RACK NOTES:
1. ALL JOINTS SHALL BE FULLY WELDED AROUND JOINT WITH A MINIMUM OF A "" BEAD.
2. IF BOLTS ARE ANCHORED IN CONCRETE, FOLLOW STD. DWG. 862.03 AND 862.04 FOR ANCHORING PROCEDURE.
3. REMOVEABLE ORIFICE TRASH RACK SHALL BE ATTACHED TO CONCRETE BOX BY HINGE OR SLIDE RAIL SYSTEM.
4. RACK AND HARDWARE SHALL BE ALUMINUM OR GALVANIZED IN ACCORDANCE WITH ASTM A-153.

DETAIL 19

RIP RAP AT EMBANKMENT
(Not to Scale)

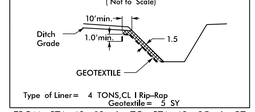

Type of Liner= 4 TONS,CL I Rip-Rap
Geotextile = 5 SY

FROM STA. 49+12 -L- TO STA. 49+25 -L- RT

DETAIL 20

STANDARD BASE DITCH
(Not to Scale)

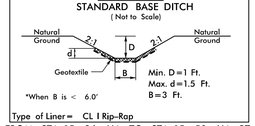

Type of Liner= CL I Rip-Rap

FROM STA. 15+26 -Y4- TO STA. 15+50 -Y4- RT

DETAIL 21

STANDARD BASE DITCH
(Not to Scale)

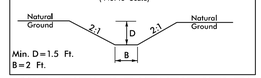

FROM STA. 12+15 -Y7- TO STA. 13+00 -Y7- RT

DETAIL 22

LATERAL 'V' DITCH
(Not to Scale)

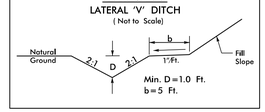

FROM STA. 27+50 -L- TO STA. 30+30 -L- RT

DETAIL 23

STANDARD 'V' DITCH
(Not to Scale)

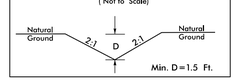

FROM STA. 30+30 -L- RT TO STA. 30+52 -L- RT

10:07:58 AM
PGA0004