DocuSign Envelope ID: 645207D1-4A50-4E02-87C5-D144E22CF1E7

5/14/99

PROJECT REFERENCE NO.	SHEET NO.
Y-4810K	2A-1
R/W SHEET NO.	

ROADWAY DESIGN ENGINEER
NORTH CAROLINA PROFESSIONAL SEAL 27391 ENGINEER MICHAEL R. PEARCE
DocuSigned by: Michael R. Pearce 2/3/2021
PLANS PREPARED FOR THE DIVISION OF HIGHWAYS BY
MOTT MACDONALD I & E, LLC
LICENSE NO. F-0669

PAVEMENT DESIGN ENGINEER
NORTH CAROLINA PROFESSIONAL SEAL 022896 ENGINEER CLARK S. MORRISON
DocuSigned by: Clark S. Morrison 2/3/2021

DOCUMENT NOT CONSIDERED FINAL UNLESS ALL SIGNATURES COMPLETED

Prepared in the Office of:
MOTT MACDONALD
7621 Parfay Road; Suite 115
Fuquay-Varina, NC 27526
www.mottmac.com/north-america

PAVEMENT SCHEDULE

A1	7″ JOINTED CONCRETE PAVEMENT	J	PROP. 6″ AGGREGATE BASE COURSE	U	EXISTING PAVEMENT.
C1	PROP. APPROX. 3″ ASPHALT CONCRETE SURFACE COURSE, TYPE S9.5B, AT AN AVERAGE RATE OF 165 LBS. PER SQ. YD. IN EACH OF TWO LAYERS.	R1	1′-6″ CONCRETE CURB AND GUTTER.	W1	VAR. DEPTH ASPHALT PAVEMENT (SEE DETAIL SHOWING METHOD OF WEDGING).
C2	PROP. VAR. DEPTH ASPHALT CONCRETE SURFACE COURSE, TYPE S9.5B, AT AN AVERAGE RATE OF 110 LBS. PER SQ. YD. PER 1″ DEPTH TO BE PLACED IN LAYERS NOT LESS THAN 1″ IN DEPTH OR GREATER THAN 1½″ IN DEPTH.	R2	2′-6″ CONCRETE CURB AND GUTTER.	W2	VAR. DEPTH ASPHALT PAVEMENT (SEE DETAIL SHOWING METHOD OF WEDGING).
D1	PROP. APPROX. 2½″ ASPHALT CONCRETE INTERMEDIATE COURSE, TYPE I19.0C, AT AN AVERAGE RATE OF 285 LBS. PER SQ. YD.	R3	9″X18″ CURB	V1	INCIDENTAL MILLING
D2	PROP. APPROX. 4″ ASPHALT CONCRETE INTERMEDIATE COURSE, TYPE I19.0C, AT AN AVERAGE RATE OF 456 LBS. PER SQ. YD.	R4	5″ MONOLITHIC CONCRETE ISLAND (KEYED IN)	V2	2 ½″ MILLING
D3	PROP. VAR. DEPTH ASPHALT CONCRETE INTERMEDIATE COURSE, TYPE I19.0C, AT AN AVERAGE RATE OF 114 LBS. PER SQ. YD. PER 1″ DEPTH TO BE PLACED IN LAYERS NOT LESS THAN 2½″ IN DEPTH OR GREATER THAN 4″ IN DEPTH.	R5	EXPRESSWAY GUTTER		
E1	PROP. APPROX. 4″ ASPHALT CONCRETE BASE COURSE, TYPE B25.0C, AT AN AVERAGE RATE OF 456 LBS. PER SQ. YD.	S	4″ CONCRETE SIDEWALK.		
E2	PROP. VAR. DEPTH ASPHALT CONCRETE BASE COURSE, TYPE B25.0C, AT AN AVERAGE RATE OF 114 LBS. PER SQ. YD. PER 1″ DEPTH TO BE PLACED IN LAYERS NOT LESS THAN 3″ IN DEPTH OR GREATER THAN 5½″ IN DEPTH.	T	EARTH MATERIAL.		

NOTE: PAVEMENT EDGE SLOPES ARE 1:1 UNLESS SHOWN OTHERWISE.

NOTE: PAVEMENT EDGE SLOPES ARE 1:1 UNLESS SHOWN OTHERWISE.

NOTES:
–SEE PLANS FOR LOCATION OF TURN LANES AND TAPERS
–SEE PLANS FOR INTERSECTION TURNOUTS

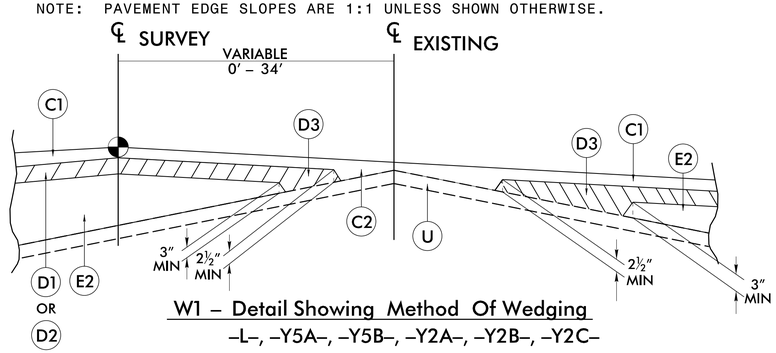

W1 – Detail Showing Method Of Wedging
–L–, –Y5A–, –Y5B–, –Y2A–, –Y2B–, –Y2C–

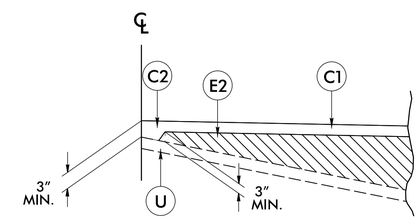

W2 – Detail Showing Method Of Wedging
–Y1A–, –Y1B–, –Y2C–, –Y3–, –Y4–, –Y9A–, –Y10A–, –Y10B–, –Y11A–, –Y11B–, –Y18–

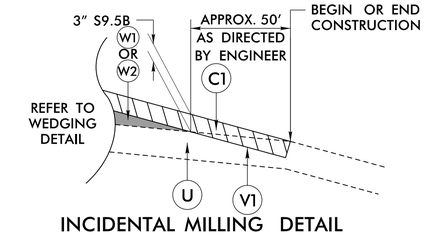

INCIDENTAL MILLING DETAIL
DETAIL SHOWING PROFILE VIEW

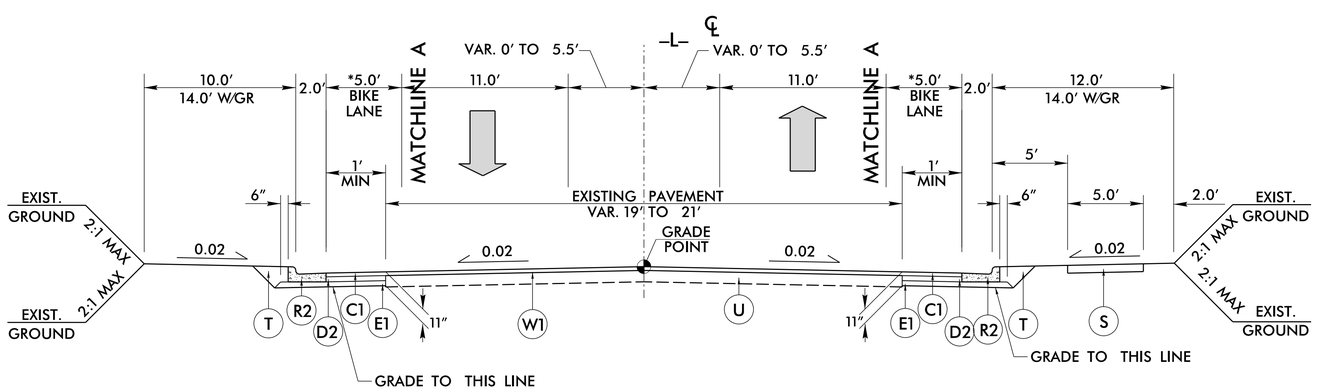

TYPICAL SECTION NO. 1

USE TYPICAL SECTION NO. 1:
–L– STA 10+00.00 TO 15+50.00
–L– STA 42+00.00 TO 48+50.00

*BEG/END BIKE LANES:
BEG BIKE LANES –L– STA 14+00.00
END BIKE LANES –L– STA 45+50.00

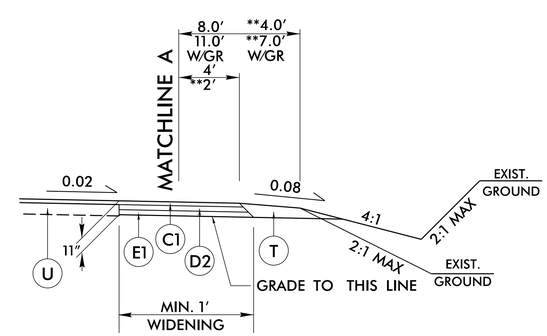

PARTIAL TYPICAL SECTION NO. 1A

USE IN CONJUNCTION WITH TYPICAL SECTION NO. 1
**–L– STA 10+00 TO 13+20 LT&RT
–L– STA 45+70 TO 48+50 LT&RT

4:22:31 PM
R:\Roadway\Proj\Y4810K_rdy_typ.dgn
PPCOPSA