


EDI MODEL 2018ECLip-NC CONFLICT MONITOR PROGRAMMING DETAIL

(remove jumpers and set switches as shown)



NOTES:

1. Card is provided with all diode jumpers in place. Removal of any jumper allows its channels to run concurrently.
2. Ensure jumpers SEL2-SEL5 and SEL9 are present on the monitor board.
3. Ensure that Red Enable is active at all times during normal operation.
4. Integrate monitor with Ethernet network in cabinet.

■ = DENOTES POSITION OF SWITCH

NOTES

1. To prevent "flash-conflict" problems, insert red flash program blocks for all unused vehicle load switches in the output file. The installer shall verify that signal heads flash in accordance with the Signal Plans.
2. Program phases 4 and 8 for Dual Entry.
3. Program controller to start up in phase 2 Green and 6 Green.
4. If this signal will be managed by an ATMS software, enable controller and detector logging for all detectors used at this location.

EQUIPMENT INFORMATION

CONTROLLER.....2070LX
 CABINET.....332 W/AUX
 SOFTWARE.....ECONOLITE ASC/3-2070
 CABINET MOUNT.....BASE
 OUTPUT FILE POSITIONS...18 WITH AUX. OUTPUT FILE
 LOAD SWITCHES USED.....S2,S5,S8,S11,AUX S1,AUX S4,
 AUX S5
 PHASES USED.....2,4,6,8
 OVERLAP "A".....*
 OVERLAP "B".....NOT USED
 OVERLAP "C".....*
 OVERLAP "D".....NOT USED
 * See overlap programming detail on this sheet.

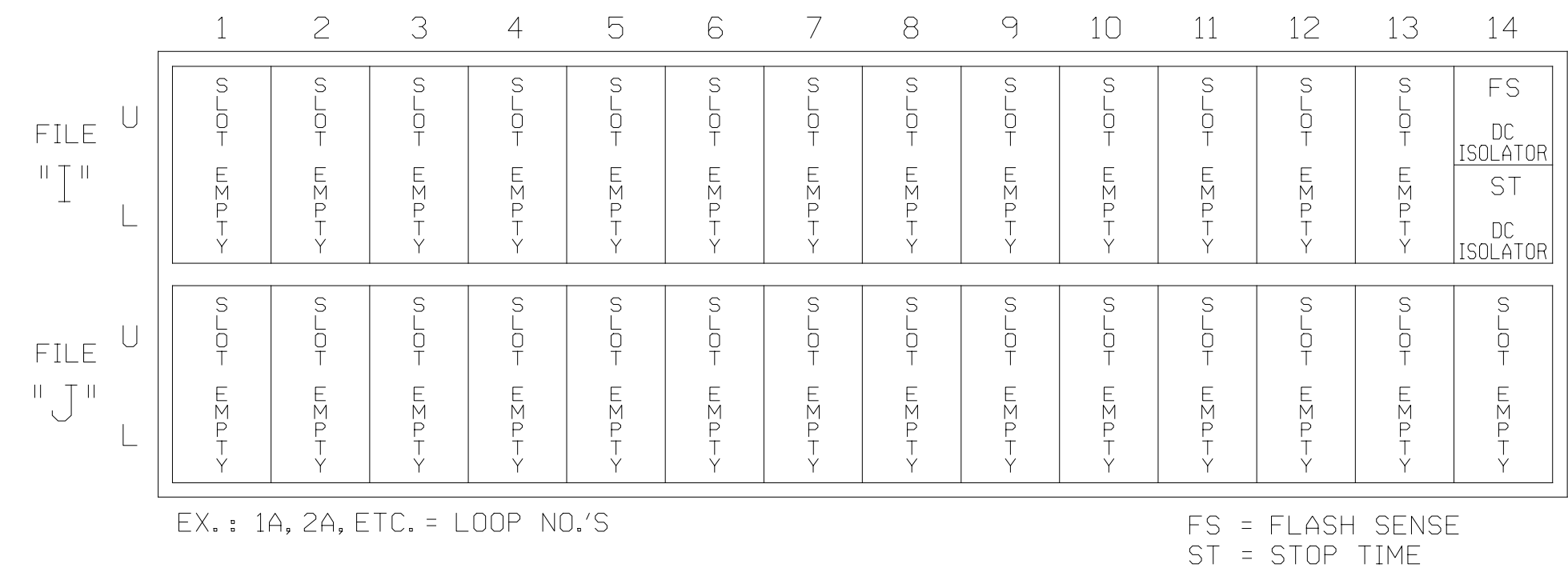
SIGNAL HEAD HOOK-UP CHART

LOAD SWITCH NO.	S1	S2	S3	S4	S5	S6	S7	S8	S9	S10	S11	S12	AUX S1	AUX S2	AUX S3	AUX S4	AUX S5	AUX S6
CMU CHANNEL NO.	1	2	13	3	4	14	5	6	15	7	8	16	9	10	17	11	12	18
PHASE	1	2	2 PED	3	4	4 PED	5	6	6 PED	7	8	8 PED	OLA	OLB	SPARE	OLC	OLD	SPARE
SIGNAL HEAD NO.	NU	22,23	NU	NU	41,42	NU	NU	62,63	NU	NU	81,82	NU	61★	NU	NU	21★	NU	NU
RED		128			101			134			107							
YELLOW		129			102			135			108							
GREEN		130			103			136			109							
RED ARROW													A121			A114		
YELLOW ARROW													A122			A115		
FLASHING YELLOW ARROW													A123			A116		
GREEN ARROW																		

NU = Not Used
 * Denotes install load resistor. See load resistor installation detail this sheet.
 ★ See pictorial of head wiring in detail this sheet.

INPUT FILE POSITION LAYOUT

(front view)



SPECIAL DETECTOR NOTE

Install a video detection system for vehicle detection. Perform installation according to manufacturer's directions and NCDOT engineer-approved mounting locations to accomplish the detection schemes shown on the Signal Design Plans.

ECONOLITE ASC/3-2070 OVERLAP PROGRAMMING DETAIL
 (program controller as shown)

1. From Main Menu select **2. CONTROLLER**
2. From CONTROLLER Submenu select **2. VEHICLE OVERLAPS**

Toggle to 'Overlap A'

OVERLAP A

Select TMG VEH OVLP [A] and 'OTHER/ECONOLITE'

```

TMG VEH OVLP...[A] TYPE: OTHER/ECONOLITE
PHASES 1 2 3 4 5 6 7 8 9 0 1 2 3 4 5 6
INCLUDED . X . . . . .
PROTECT . . . . .
PED PRTC . . . . .
NOT OVLP . . . . .
FLSH GRN . 1 . . . . .
LAG X PH . . . . .
LAG 2 PH . . . . .

LAG GRN 0.0 YEL 0.0 RED 0.0 ADV GRN 0.0
    
```

Toggle Twice

OVERLAP C

Select TMG VEH OVLP [C] and 'OTHER/ECONOLITE'

```

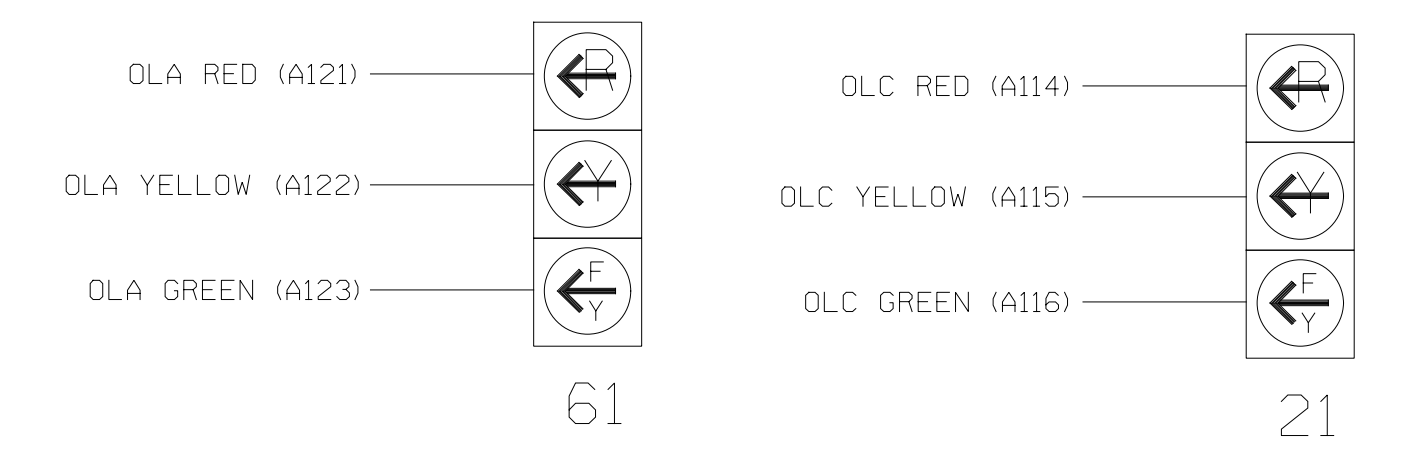
TMG VEH OVLP...[C] TYPE: OTHER/ECONOLITE
PHASES 1 2 3 4 5 6 7 8 9 0 1 2 3 4 5 6
INCLUDED . . . . . X . . . . .
PROTECT . . . . .
PED PRTC . . . . .
NOT OVLP . . . . .
FLSH GRN . . . . . 1 . . . . .
LAG X PH . . . . .
LAG 2 PH . . . . .

LAG GRN 0.0 YEL 0.0 RED 0.0 ADV GRN 0.0
    
```

END PROGRAMMING

FYA SIGNAL WIRING DETAIL

(wire signal heads as shown)



THIS ELECTRICAL DETAIL IS FOR THE SIGNAL DESIGN: 05-1698T1
 DESIGNED: July 2022
 SEALED: 07/12/2022
 REVISED: N/A

Electrical Detail - Temporary Design 1

<p>750 N. Greenfield Pkwy, Garner, NC 27529</p>	NC 55		
	at SR 2791 (Kennebec Church Road) and SR 2762 (Kennebec Road)		
	Division 5 Wake County Fuquay-Varina		
	PLAN DATE: July 2022	REVIEWED BY: M. L. Stygles	
PREPARED BY: J. Ma	REVIEWED BY:	INIT.	DATE
Revisions table with columns for description, initial, and date.			

VHB Engineering NC, P.C. (C-3705)
 940 Main Campus Drive, Suite 500
 Raleigh, NC 27607
 P: 919-829-0328

DOCUMENT NOT CONSIDERED FINAL UNLESS ALL SIGNATURES COMPLETED

Seal of the State of North Carolina Professional Engineer
 Jianxin Ma
 No. 033108
 7/12/2022
 SIG. INVENTORY NO. 05-1698T1