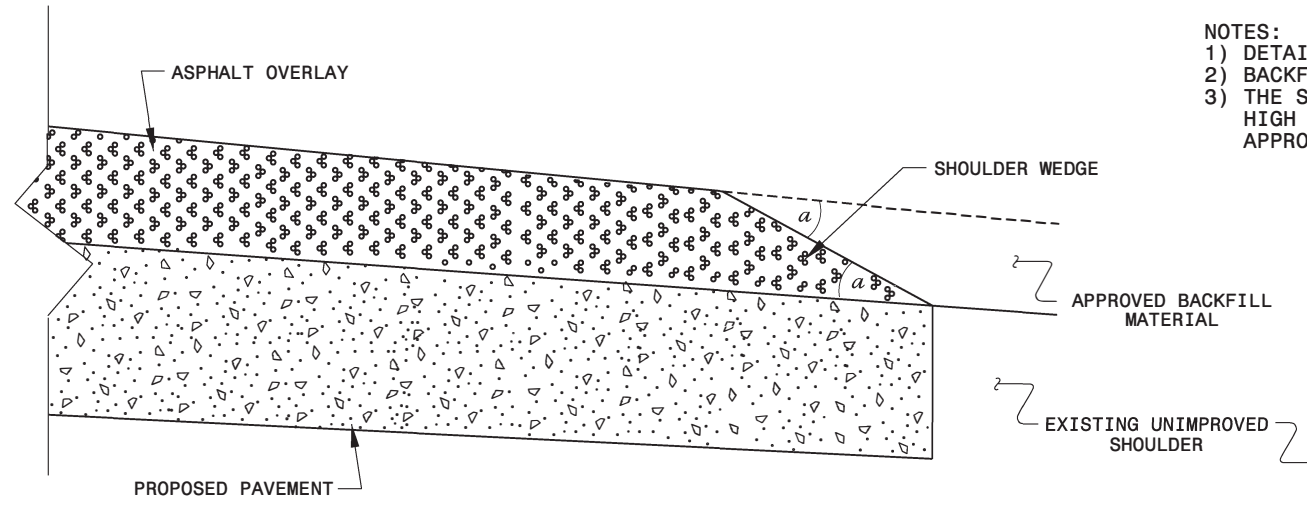
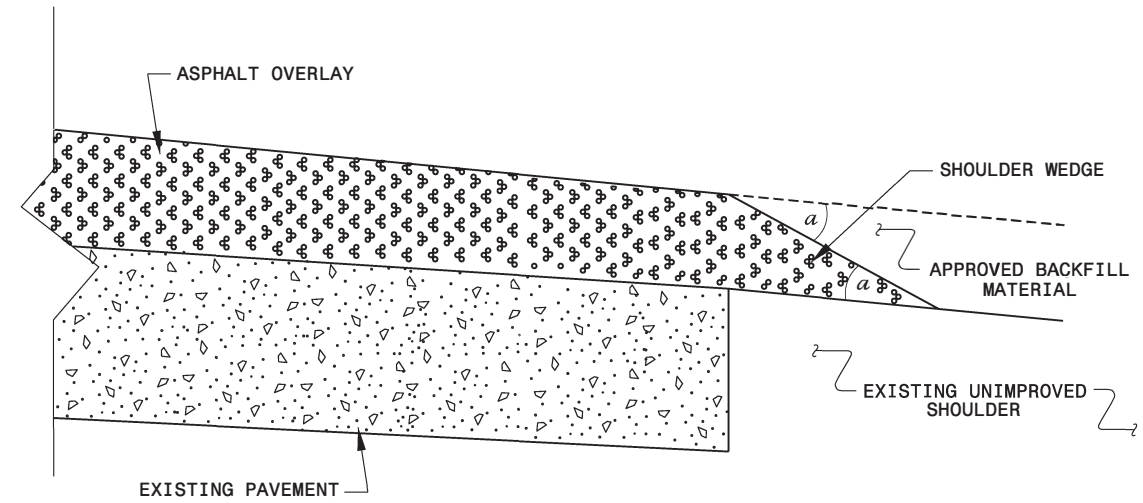


**NOTES:**

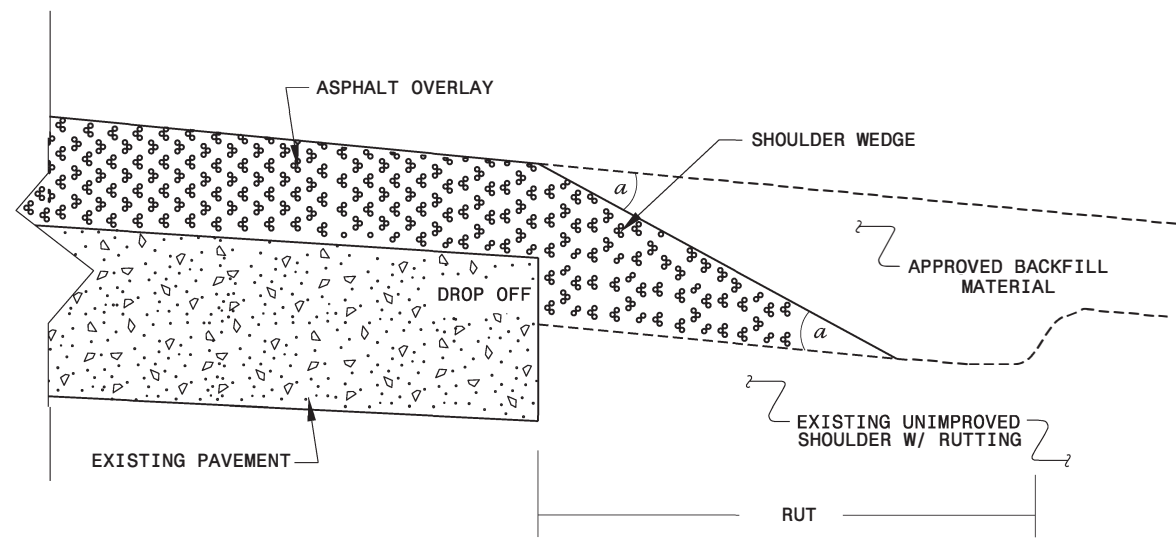
- 1) DETAIL DOES NOT APPLY TO OGAFC AND ULTRA-THIN BONDED WEARING COURSE.
- 2) BACKFILL SHOULDER WITH APPROVED MATERIAL.
- 3) THE SHOULDER WEDGE DEVICE MAY BE DISENGAGED AT PAVED DRIVEWAYS, SIDE STREETS, HIGH SHOULDERS, AND OTHER LOCATIONS NOT FEASIBLE TO CONSTRUCT AS APPROVED BY THE ENGINEER.



**SHOULDER WEDGE DETAIL**  
 (Resurfacing Projects w/ Widening or  
 with Existing Paved Shoulder having no dropoffs)



**SHOULDER WEDGE DETAIL**  
 (Resurfacing Projects w/ NO Widening)



**SHOULDER WEDGE DETAIL**  
 (Resurfacing Adjacent to  
 Rutted Shoulder)

- SHOULDER WEDGE ANGLE = 30°



DOCUMENT NOT CONSIDERED FINAL  
 UNLESS ALL SIGNATURES COMPLETED

|  |   |                  |         |
|--|---|------------------|---------|
| <b>CONTRACT STANDARDS<br/>AND DEVELOPMENT UNIT</b> |   |                  |         |
| Office 919-707-6950                                |   | FAX 919-250-4119 |         |
| <b>SHOULDER WEDGE<br/>DETAILS</b>                  |   |                  |         |
| ORIGINAL BY:                                       | T. SPELL                                      | DATE:            | 7-19-11 |
| MODIFIED BY:                                       |   | DATE:            | 2/2/16  |
| CHECKED BY:  |   | DATE:            |         |
| FILE SPEC.:  | s:\usr\details\stand\shoulderwedge\detail.dgn |                  |         |

K:\SPH-2008-10RU  
S:\Contracts\2023\Resurfacing Projects\Shoulder Wedge Details\Revised Shoulder Wedge Detail.dgn  
Jawerton