

**This electronic collection of documents is provided  
for the convenience of the user  
and is Not a Certified Document –**

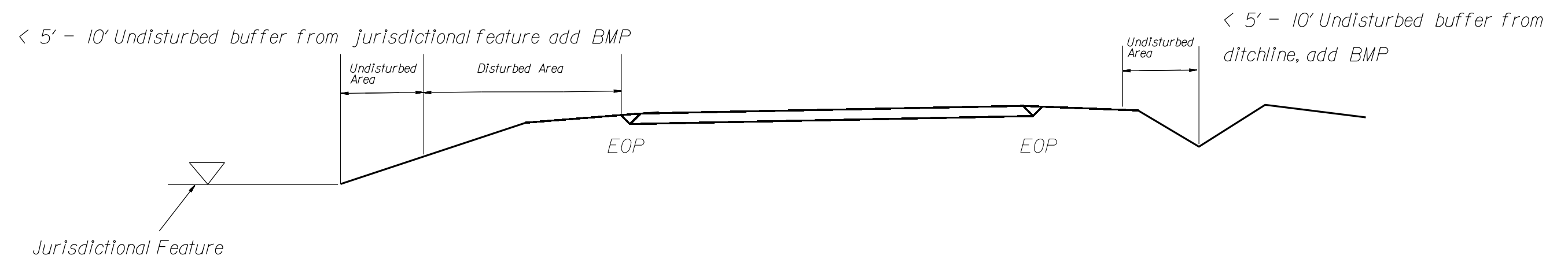
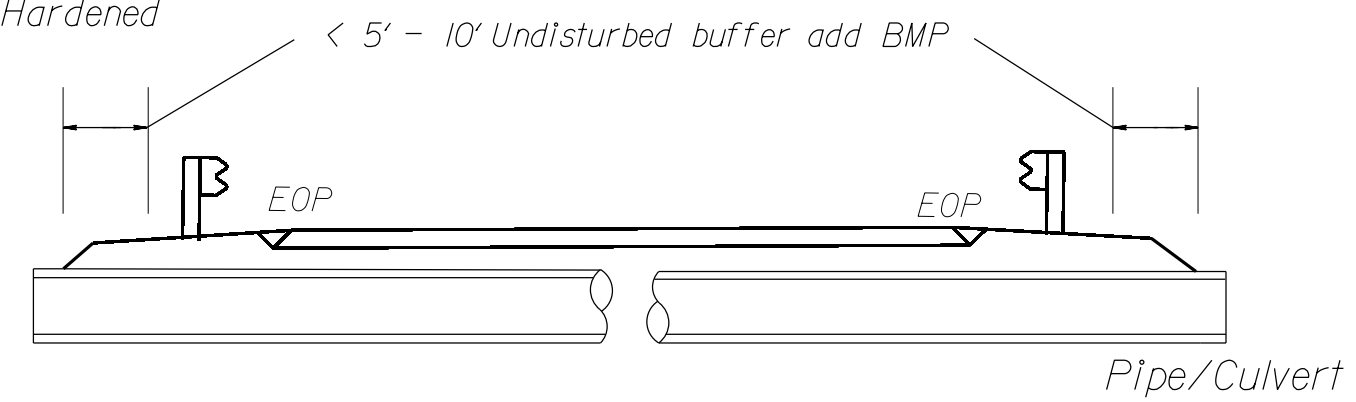
**The documents contained herein were originally issued  
and sealed by the individuals whose names and license  
numbers appear on each page, on the dates appearing  
with their signature on that page.**

**This file or an individual page  
shall not be considered a certified document.**


NOTES: Less than 5' - 10' undisturbed buffer from ROW, ditchline, water feature, or drainage inlet, add BMP.

# EROSION CONTROL DETAIL

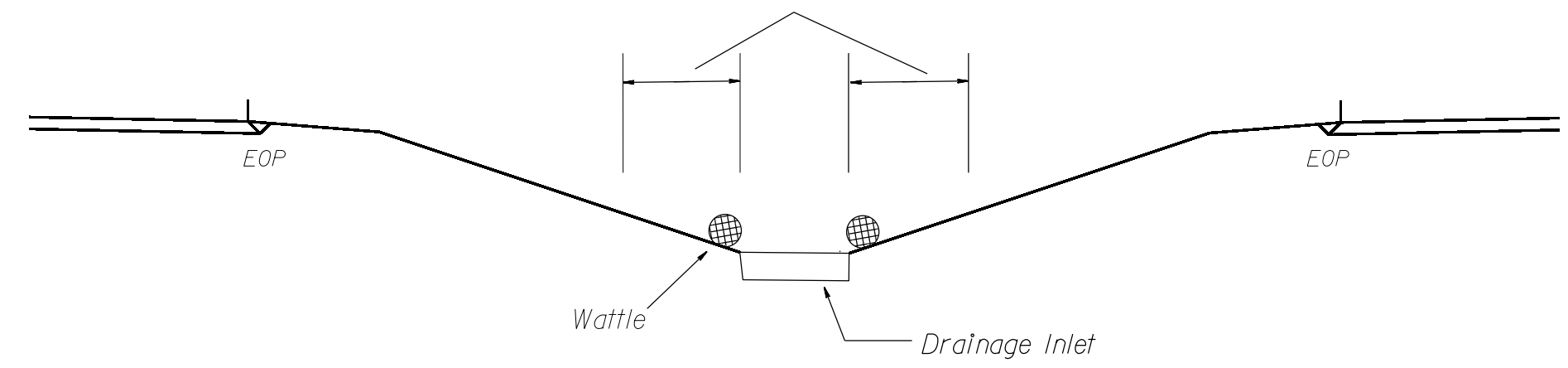
BMP Options: Wattle, Silt Fence or Hardened Aggregate.



Use BMP's if shoulders and/or frontslopes and/or ditchline and/or backslopes are disturbed



< 5' - 10' Undisturbed buffer from inlet, add wattle



NOT TO SCALE