


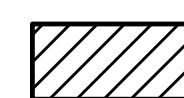
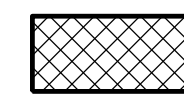
SUMMARY OF QUANTITIES FOR DECK AND APPROACH SLABS

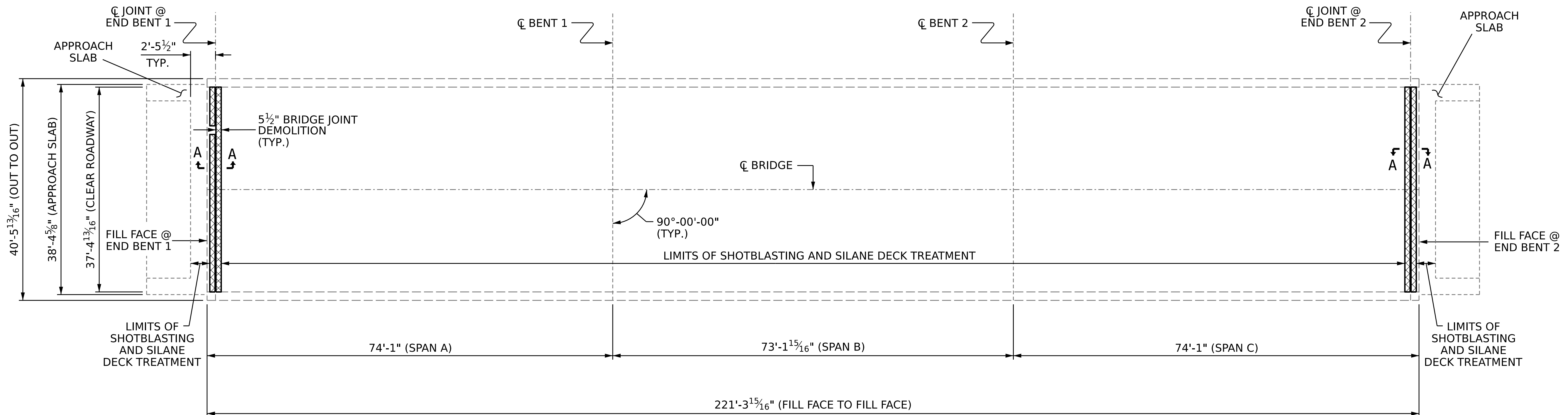
	ESTIMATE	ACTUAL
SHOTBLASTING BRIDGE DECK	923.6 SY	
SILANE DECK TREATMENT	923.6 SY	
CONCRETE DECK REPAIR FOR SILANE DECK TREATMENT	0 SF	
BRIDGE JOINT DEMOLITION	68.6 SF	

NOTES

- REPAIR LOCATIONS AND ESTIMATED QUANTITIES ARE GIVEN WITH THE BEST INFORMATION AVAILABLE. IF ADDITIONAL REPAIRS NOT SHOWN IN DRAWINGS ARE DEEMED NECESSARY BY ENGINEER, THE ENGINEER WILL NOTE ON THE DRAWINGS THE APPROXIMATE LOCATIONS AND DESCRIPTION OF THE REPAIRS AND ADJUST THE ACTUAL QUANTITIES ENTERED INTO THE SUMMARY OF QUANTITIES TABLE.
- FINAL JOINT SEALS SHALL NOT BE INSTALLED UNTIL THE SILANE DECK TREATMENT IS COMPLETE.
- FOR ELASTOMERIC CONCRETE FOR PRESERVATION, SEE SPECIAL PROVISIONS.
- FOR BRIDGE JOINT DEMOLITION, SEE SPECIAL PROVISIONS.
- FOR SECTION A-A, SEE JOINT REPAIR DETAILS SHEET S16-4.

REPAIR KEY

-  - SHOTBLASTING AND SILANE DECK TREATMENT
-  - CONCRETE DECK REPAIR FOR SILANE DECK TREATMENT
-  - BRIDGE JOINT DEMOLITION



PLAN OF SPANS

PROJECT NO. **HI-0006**
WILSON COUNTY
 BRIDGE NO. **970261**



STATE OF NORTH CAROLINA
 DEPARTMENT OF TRANSPORTATION
 RALEIGH

SILANE DECK TREATMENT

DRAWN BY : **G. AYES** DATE : **6/2022**
 CHECKED BY : **A. G. ABRAHA** DATE : **6/2022**
 DESIGN ENGINEER OF RECORD: _____ DATE : _____

DOCUMENT NOT CONSIDERED
 FINAL UNLESS ALL
 SIGNATURES COMPLETED

REVISIONS						SHEET NO.
NO.	BY:	DATE:	NO.	BY:	DATE:	S16-3
1			3			TOTAL SHEETS
2			4			4