



REPAIR KEY

-  DIAPHRAGM REPAIR
-  PRESTRESSED CONCRETE GIRDER REPAIR

NOTES

REPAIR LOCATIONS AND ESTIMATE OF QUANTITIES ARE GIVEN BASED ON THE BEST INFORMATION AVAILABLE. IF ADDITIONAL REPAIRS NOT SHOWN ON THE DRAWINGS ARE DEEMED NECESSARY BY THE ENGINEER, THE ENGINEER SHALL NOTE ON THE DRAWINGS THE APPROXIMATE LOCATION AND DESCRIPTION OF THE REPAIRS AND ENTER THE ACTUAL QUANTITIES INTO THE AS-BUILT REPAIR QUANTITY TABLE.

CONTRACTOR SHALL SAWCUT TO A NOMINAL DEPTH OF 1/2" BUT REINFORCING STEEL SHALL NOT BE DAMAGED. CONTRACTOR SHALL REMOVE SURFACE CONCRETE TO VERIFY THAT SAWCUT WILL NOT DAMAGE EXISTING REINFORCING STEEL.

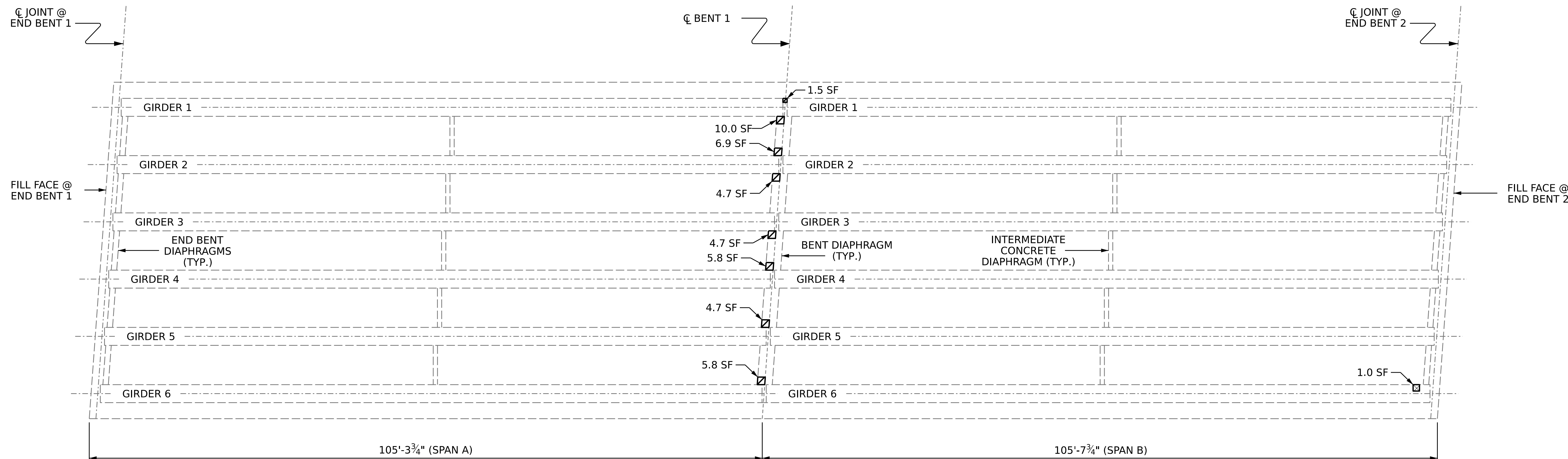
FOR CONCRETE GIRDER AND DIAPHRAGM REPAIR DETAILS, SEE PRESTRESSED CONCRETE GIRDER AND DIAPHRAGM REPAIR DETAILS SHEET S13-5.

FOR SHOTCRETE REPAIRS, SEE SPECIAL PROVISIONS.

REPAIR QUANTITY TABLE

UNDERSIDE OF DECK	QUANTITIES			
	ESTIMATE		ACTUAL	
	AREA SF	VOLUME CF	AREA SF	VOLUME CF
SHOTCRETE REPAIRS				
UNDERSIDE OF DECK & OVERHANG	0.0	0.0		
BENT DIAPHRAGMS	44.1	14.7		
GIRDER REPAIRS	AREA SF	VOLUME CF	AREA SF	VOLUME CF
PC GIRDERS	1.0	0.3		

VALUES IN CHART REPRESENT ESTIMATED REPAIR TOTALS AFTER REMOVAL OF UNSOUND CONCRETE, 1" BEHIND REBAR AND MIN. 2" CLEARANCE TO SAWCUT.



PLAN OF SPANS - UNDERSIDE REPAIRS

PROJECT NO. **HI-0006**
WILSON COUNTY
 BRIDGE NO. **970258**



STATE OF NORTH CAROLINA
 DEPARTMENT OF TRANSPORTATION
 RALEIGH

SUPERSTRUCTURE CONCRETE REPAIRS

DRAWN BY : G. AYES DATE : 5/2022
 CHECKED BY : A. G. ABRAHA DATE : 5/2022
 DESIGN ENGINEER OF RECORD: DATE :

DOCUMENT NOT CONSIDERED
 FINAL UNLESS ALL
 SIGNATURES COMPLETED

REVISIONS						SHEET NO.
NO.	BY:	DATE:	NO.	BY:	DATE:	S13-4
1			3			TOTAL SHEETS
2			4			6